# Kursutvärdering

**Kurs:** Biostatistisk grundkurs:MASB11
**Utvärderas också på LTH:** Nej
**Lärare:** Ullrika Sahlin
**Antal studenter:** 44
**Svarsfrekvens:** 14/44
**Betyg:** 17 VG, 15 G

## Sammanfattning:

En del studenter tyckte att föreläsningarna var röriga. Det fanns lite kommenterar kring att det var lite oklart vad som förväntades på datorlaborationerna och miniprojekten.

## Kommentarer:

Vi ska titta på genomförandet av datorlaborationerna och miniprojektet tills nästa gång.

# Course evaluation MASB11 Spring 2025

Respondents: 44
Answer Count: 14
Answer Frequency: 31,82 %

## I have studied this course as part of

| I have studied this course as part of | Number of responses |
|---|---|
| Bachelor´s Programme in Mathematics | 0 (0,0%) |
| Bachelor´s Programme in Physics, Theoretical Physics, Astronomy | 0 (0,0%) |
| Bachelor´s Programme, other specialization | 7 (50,0%) |
| Master's Programme in Mathematics | 0 (0,0%) |
| Master´s Programme in Mathematical Statistics | 0 (0,0%) |
| Master´s Programme, other specialization | 1 (7,1%) |
| Teacher Education | 0 (0,0%) |
| other programme or as stand alone course | 6 (42,9%) |
| Total | 14 (100,0%) |

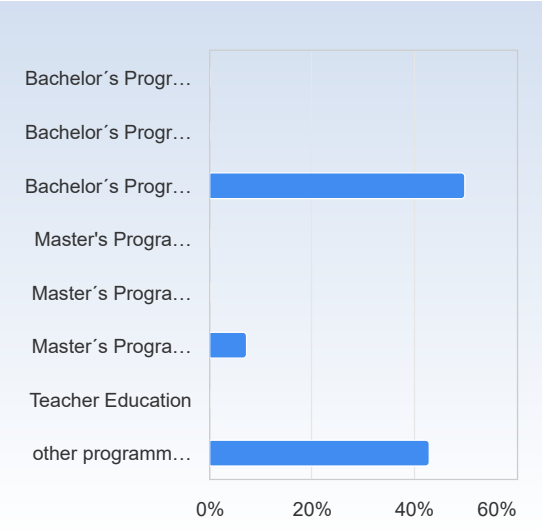


| | Mean | Standard Deviation |
|---|---|---|
| I have studied this course as part of | 5,4 | 2,5 |

## On the scale 1-5 select the option that best matches your opinion: 1= disagree completely → 3= partly agree → 5= agree completely

### 2. My prior knowledge has been sufficient to assimilate the contents of this course.

| 2. My prior knowledge has been sufficient to assimilate the contents of this course. | Number of responses |
|---|---|
| 1 | 1 (7,1%) |
| 2 | 4 (28,6%) |
| 3 | 2 (14,3%) |
| 4 | 5 (35,7%) |
| 5 | 2 (14,3%) |
| Total | 14 (100,0%) |

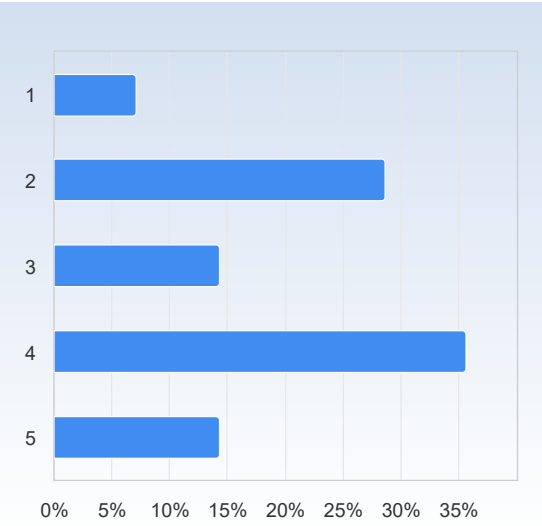

| | Mean | Standard Deviation |
|---|---|---|
| 2.My prior knowledge has been sufficient to assimilate the contents of this course. | 3,2 | 1,3 |

### 3.I have participated actively in the course.

| 3.I have participated actively in the course. | Number of responses |
|---|---|
| 1 | 1 (7,1%) |
| 2 | 1 (7,1%) |
| 3 | 7 (50,0%) |
| 4 | 2 (14,3%) |
| 5 | 3 (21,4%) |
| Total | 14 (100,0%) |

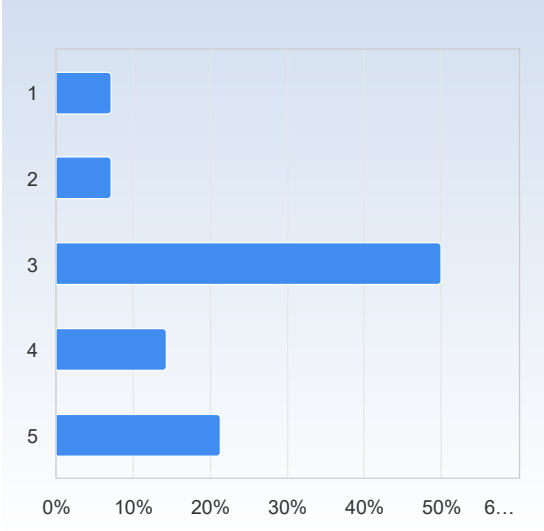


| | Mean | Standard Deviation |
|---|---|---|
| 3.I have participated actively in the course. | 3,4 | 1,2 |

## Average number of hours spent in total on the course per week (including scheduled activities):

| Average number of hours spent in total on the course per week (including scheduled activities): | Number of responses |
|---|---|
| 2 - 5 | 3 (21,4%) |
| 6 - 9 | 1 (7,1%) |
| 10 - 13 | 5 (35,7%) |
| 14 - 17 | 1 (7,1%) |
| 18 - 21 | 3 (21,4%) |
| 22 - 25 | 0 (0,0%) |
| 26 - 29 | 0 (0,0%) |
| 30 - 33 | 0 (0,0%) |
| 34 - 37 | 0 (0,0%) |
| 38 - 41 | 1 (7,1%) |
| Total | 14 (100,0%) |

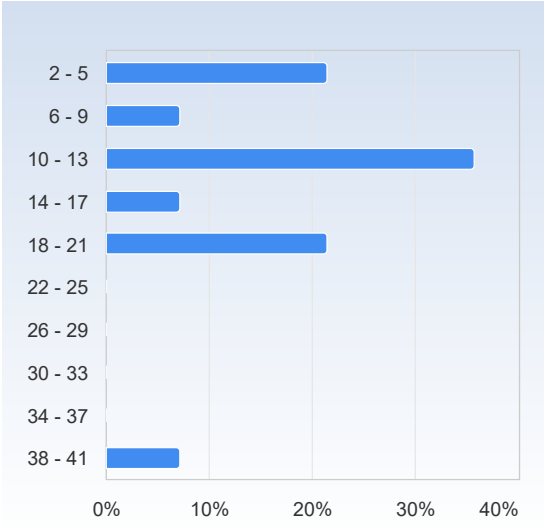


| | Mean | Standard Deviation |
|---|---|---|
| Average number of hours spent in total on the course per week (including scheduled activities): | 13,1 | 9,8 |

## The course in general

### On the scale 1-5 select the option that best matches your opinion: 1= disagree completely → 3= partly agree → 5= agree completely

#### The way the course was taught and organised suited me.

| The way the course was taught and organised suited me. | Number of responses |
|---|---|
| 1 | 7 (50,0%) |
| 2 | 5 (35,7%) |
| 3 | 0 (0,0%) |
| 4 | 2 (14,3%) |
| 5 | 0 (0,0%) |
| Total | 14 (100,0%) |

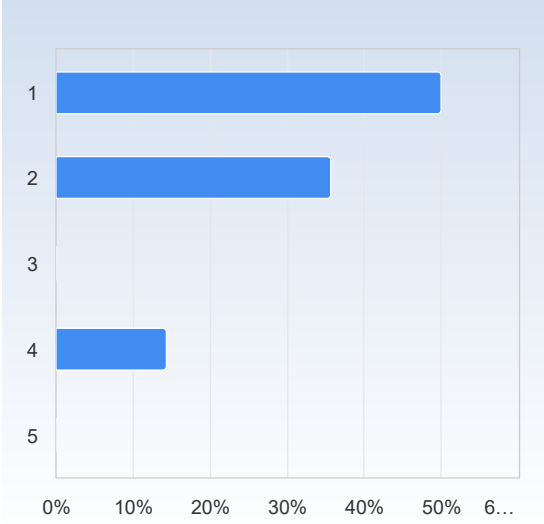


| | Mean | Standard Deviation |
|---|---|---|
| The way the course was taught and organised suited me. | 1,8 | 1,1 |

#### The number of teacher lead activities (lectures, seminars etc.) has been satisfactory.

| The number of teacher lead activities (lectures, seminars etc.) has been satisfactory. | Number of responses |
|---|---|
| 1 | 3 (21,4%) |
| 2 | 1 (7,1%) |
| 3 | 7 (50,0%) |
| 4 | 2 (14,3%) |
| 5 | 1 (7,1%) |
| Total | 14 (100,0%) |

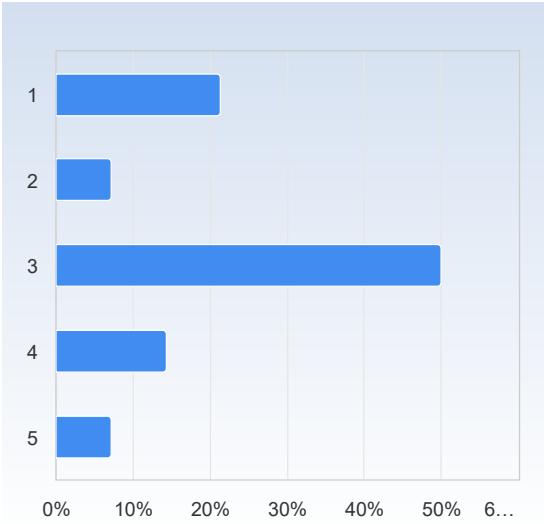


| | Mean | Standard Deviation |
|---|---|---|
| The number of teacher lead activities (lectures, seminars etc.) has been satisfactory. | 2,8 | 1,2 |

### The lectures were valuable for my learning.

| The lectures were valuable for my learning. | Number of responses |
|---|---|
| 1 | 8 (57,1%) |
| 2 | 4 (28,6%) |
| 3 | 0 (0,0%) |
| 4 | 1 (7,1%) |
| 5 | 1 (7,1%) |
| Total | 14 (100,0%) |

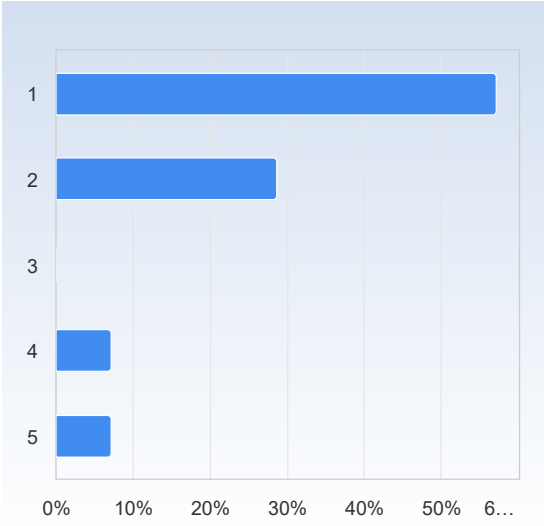


| | Mean | Standard Deviation |
|---|---|---|
| The lectures were valuable for my learning. | 1,8 | 1,3 |

### The seminars were valuable for my learning.

| The seminars were valuable for my learning. | Number of responses |
|---|---|
| 1 | 7 (50,0%) |
| 2 | 3 (21,4%) |
| 3 | 3 (21,4%) |
| 4 | 0 (0,0%) |
| 5 | 1 (7,1%) |
| Total | 14 (100,0%) |

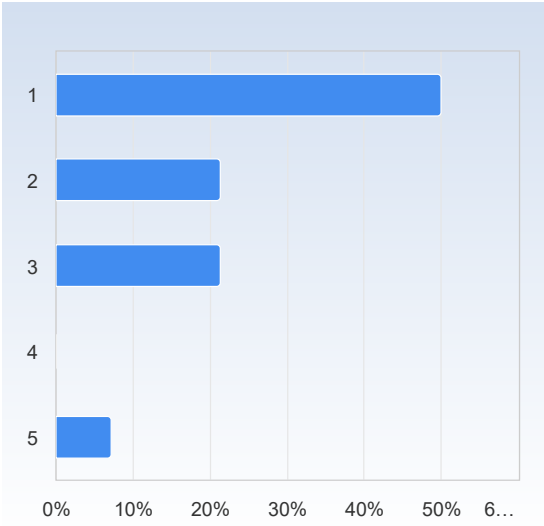


| | Mean | Standard Deviation |
|---|---|---|
| The seminars were valuable for my learning. | 1,9 | 1,2 |

### Studying on my own was valuable for my learning.

| Studying on my own was valuable for my learning. | Number of responses |
|---|---|
| 1 | 0 (0,0%) |
| 2 | 2 (14,3%) |
| 3 | 2 (14,3%) |
| 4 | 3 (21,4%) |
| 5 | 7 (50,0%) |
| Total | 14 (100,0%) |

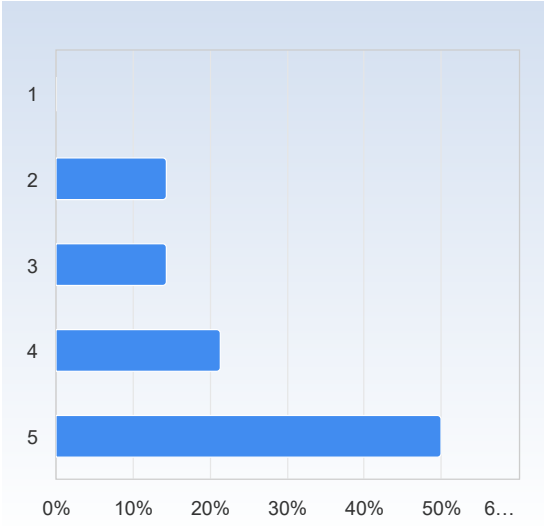


| | Mean | Standard Deviation |
|---|---|---|
| Studying on my own was valuable for my learning. | 4,1 | 1,1 |

### The course literature/material was a valuable learning resource.

| The course literature/material was a valuable learning resource. | Number of responses |
|---|---|
| 1 | 3 (21,4%) |
| 2 | 3 (21,4%) |
| 3 | 3 (21,4%) |
| 4 | 1 (7,1%) |
| 5 | 4 (28,6%) |
| Total | 14 (100,0%) |

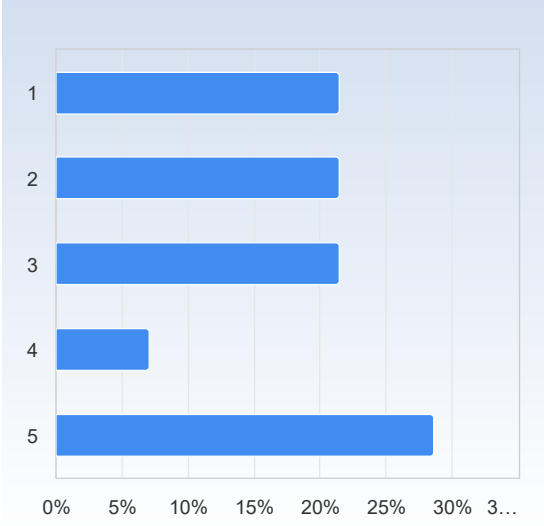


| | Mean | Standard Deviation |
|---|---|---|
| The course literature/material was a valuable learning resource. | 3,0 | 1,6 |

### The information I received before the course start was satisfactory.

| The information I received before the course start was satisfactory. | Number of responses |
|---|---|
| 1 | 3 (21,4%) |
| 2 | 0 (0,0%) |
| 3 | 7 (50,0%) |
| 4 | 1 (7,1%) |
| 5 | 3 (21,4%) |
| Total | 14 (100,0%) |

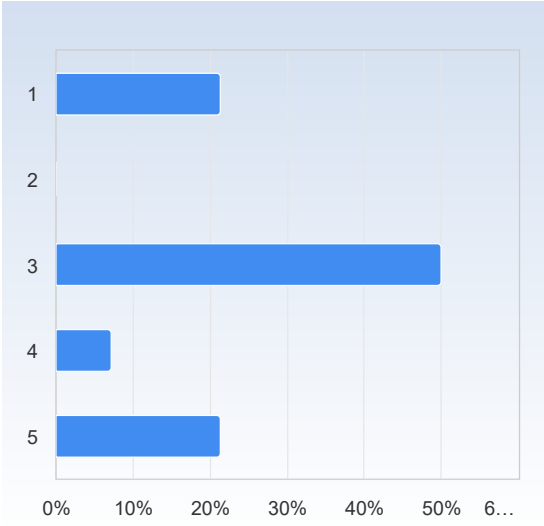


| | Mean | Standard Deviation |
|---|---|---|
| The information I received before the course start was satisfactory. | 3,1 | 1,4 |

### The communication with the teaching staff during the course was good.

| The communication with the teaching staff during the course was good. | Number of responses |
|---|---|
| 1 | 2 (14,3%) |
| 2 | 6 (42,9%) |
| 3 | 1 (7,1%) |
| 4 | 2 (14,3%) |
| 5 | 3 (21,4%) |
| Total | 14 (100,0%) |

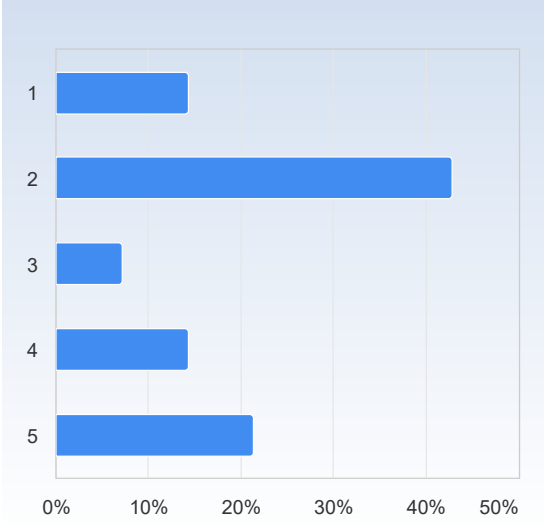


| | Mean | Standard Deviation |
|---|---|---|
| The communication with the teaching staff during the course was good. | 2,9 | 1,5 |

### It was clear throughout the course what was expected of me.

| It was clear throughout the course what was expected of me. | Number of responses |
|---|---|
| 1 | 4 (28,6%) |
| 2 | 4 (28,6%) |
| 3 | 3 (21,4%) |
| 4 | 1 (7,1%) |
| 5 | 2 (14,3%) |
| Total | 14 (100,0%) |

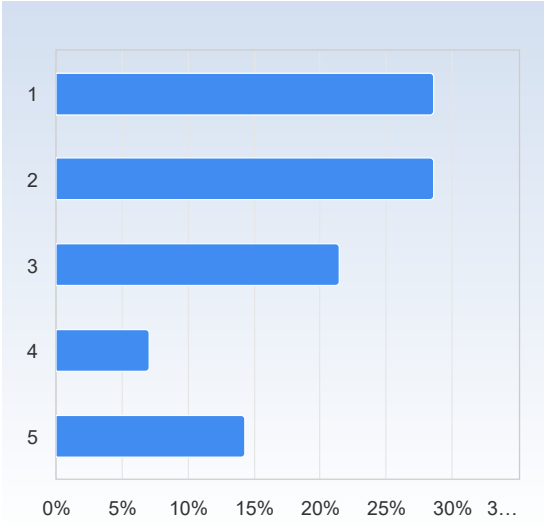


| | Mean | Standard Deviation |
|---|---|---|
| It was clear throughout the course what was expected of me. | 2,5 | 1,4 |

### I have received valuable feedback from my teacher/teachers during the course.

| I have received valuable feedback from my teacher /teachers during the course. | Number of responses |
|---|---|
| 1 | 6 (42,9%) |
| 2 | 4 (28,6%) |
| 3 | 1 (7,1%) |
| 4 | 2 (14,3%) |
| 5 | 1 (7,1%) |
| Total | 14 (100,0%) |

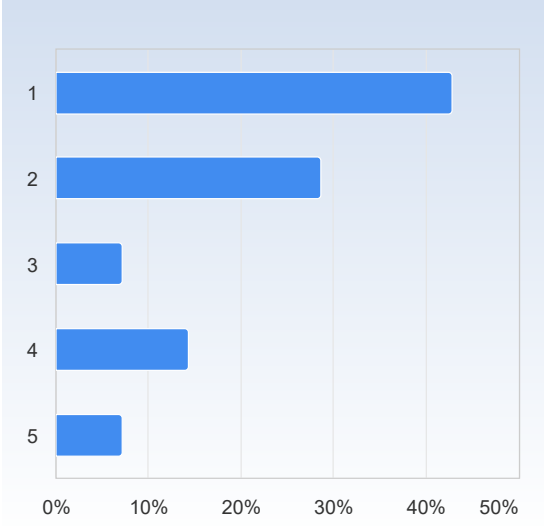


| | Mean | Standard Deviation |
|---|---|---|
| I have received valuable feedback from my teacher/teachers during the course. | 2,1 | 1,4 |

### The course had a reasonable workload.

| The course had a reasonable workload. | Number of responses |
|---|---|
| 1 | 1 (7,1%) |
| 2 | 1 (7,1%) |
| 3 | 3 (21,4%) |
| 4 | 4 (28,6%) |
| 5 | 5 (35,7%) |
| Total | 14 (100,0%) |

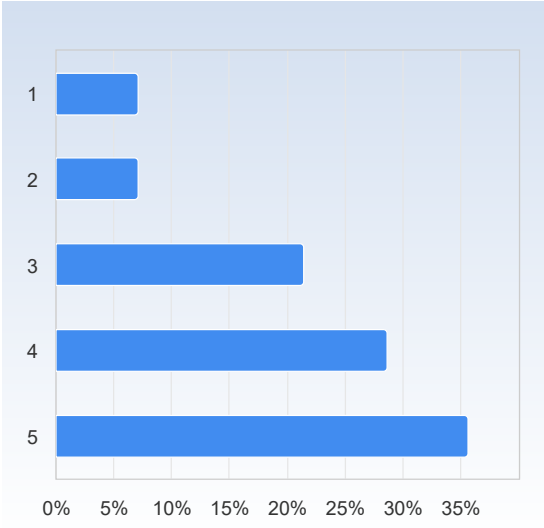


| | Mean | Standard Deviation |
|---|---|---|
| The course had a reasonable workload. | 3,8 | 1,3 |

### The workload was evenly distributed throughout the course.

| The workload was evenly distributed throughout the course. | Number of responses |
|---|---|
| 1 | 0 (0,0%) |
| 2 | 3 (21,4%) |
| 3 | 4 (28,6%) |
| 4 | 3 (21,4%) |
| 5 | 4 (28,6%) |
| Total | 14 (100,0%) |

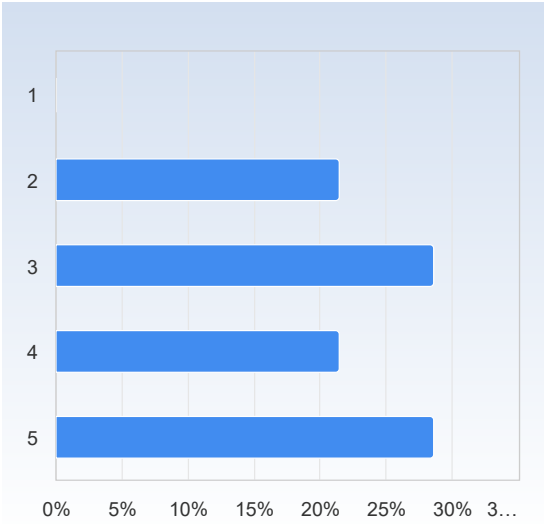


| | Mean | Standard Deviation |
|---|---|---|
| The workload was evenly distributed throughout the course. | 3,6 | 1,2 |

### The examination matched the contents and level of the course.

| The examination matched the contents and level of the course. | Number of responses |
|---|---|
| 1 | 0 (0,0%) |
| 2 | 5 (35,7%) |
| 3 | 2 (14,3%) |
| 4 | 2 (14,3%) |
| 5 | 5 (35,7%) |
| Total | 14 (100,0%) |

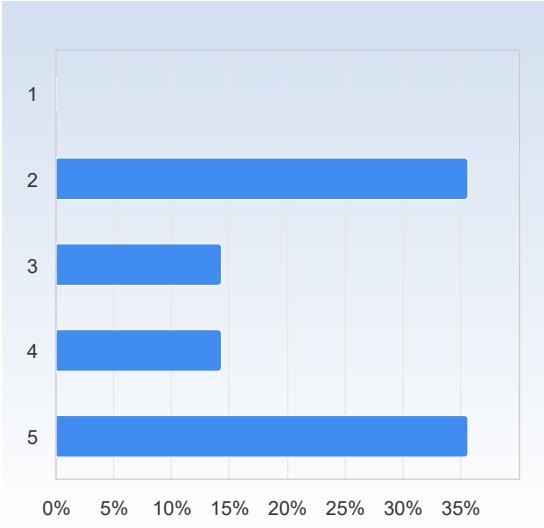


| | Mean | Standard Deviation |
|---|---|---|
| The examination matched the contents and level of the course. | 3,5 | 1,3 |

### Overall, I am satisfied with the course.

| Overall, I am satisfied with the course. | Number of responses |
|---|---|
| 1 | 4 (28,6%) |
| 2 | 6 (42,9%) |
| 3 | 2 (14,3%) |
| 4 | 1 (7,1%) |
| 5 | 1 (7,1%) |
| Total | 14 (100,0%) |

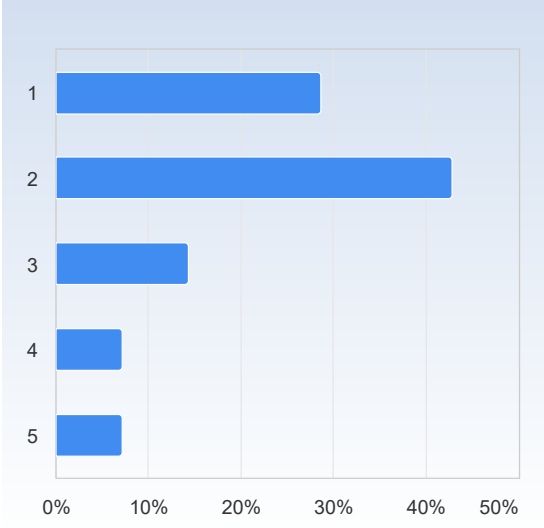


| | Mean | Standard Deviation |
|---|---|---|
| Overall, I am satisfied with the course. | 2,2 | 1,2 |

## On the development of generic skills

## On a scale 1-5 select the option that best matches your opinion: 1= disagree completely → 3= partly agree → 5= agree completely

### The course has increased my ability to read a mathematical text.

| The course has increased my ability to read a mathematical text. | Number of responses |
|---|---|
| 1 | 4 (28,6%) |
| 2 | 3 (21,4%) |
| 3 | 3 (21,4%) |
| 4 | 2 (14,3%) |
| 5 | 2 (14,3%) |
| Total | 14 (100,0%) |

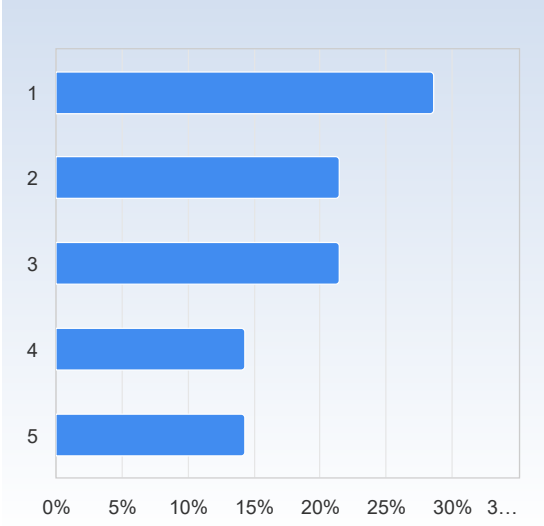


| | Mean | Standard Deviation |
|---|---|---|
| The course has increased my ability to read a mathematical text. | 2,6 | 1,4 |

### The course has increased my ability to communicate the subject in writing.

| The course has increased my ability to communicate the subject in writing. | Number of responses |
|---|---|
| 1 | 2 (14,3%) |
| 2 | 4 (28,6%) |
| 3 | 2 (14,3%) |
| 4 | 4 (28,6%) |
| 5 | 2 (14,3%) |
| Total | 14 (100,0%) |

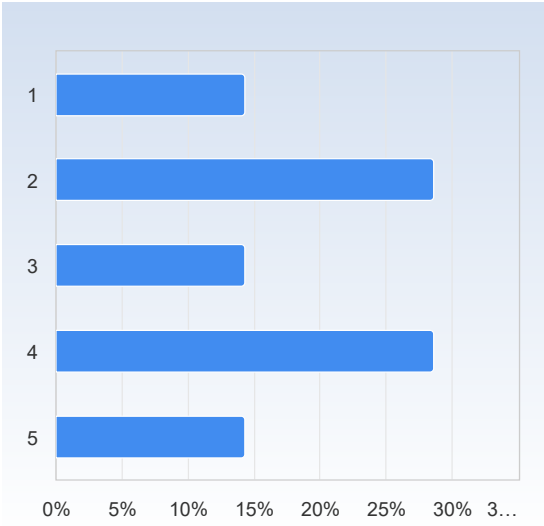


| | Mean | Standard Deviation |
|---|---|---|
| The course has increased my ability to communicate the subject in writing. | 3,0 | 1,4 |

### The course has increased my ability to communicate the subject orally.

| The course has increased my ability to communicate the subject orally. | Number of responses |
|---|---|
| 1 | 2 (14,3%) |
| 2 | 4 (28,6%) |
| 3 | 5 (35,7%) |
| 4 | 1 (7,1%) |
| 5 | 2 (14,3%) |
| Total | 14 (100,0%) |

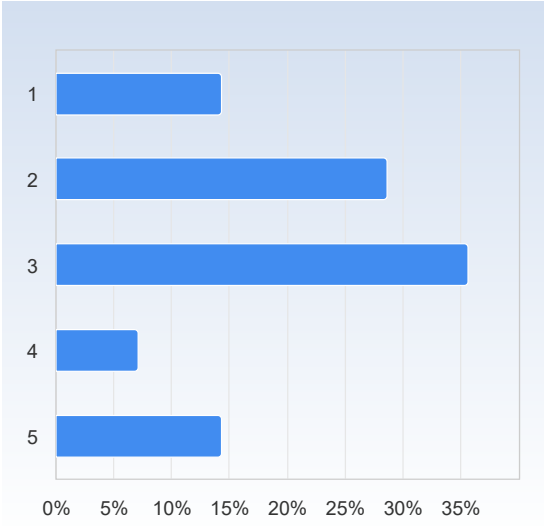


| | Mean | Standard Deviation |
|---|---|---|
| The course has increased my ability to communicate the subject orally. | 2,8 | 1,3 |

### The course has increased my ability to cooperate.

| The course has increased my ability to cooperate. | Number of responses |
|---|---|
| 1 | 7 (50,0%) |
| 2 | 4 (28,6%) |
| 3 | 2 (14,3%) |
| 4 | 0 (0,0%) |
| 5 | 1 (7,1%) |
| Total | 14 (100,0%) |

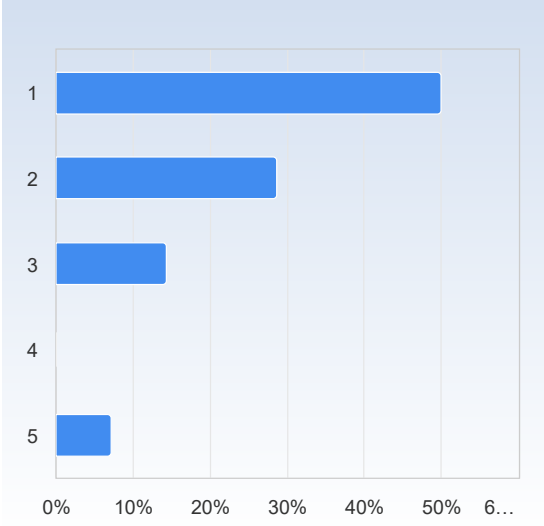


| | Mean | Standard Deviation |
|---|---|---|
| The course has increased my ability to cooperate. | 1,9 | 1,2 |

### The course has increased my ability to search and process information.

| The course has increased my ability to search and process information. | Number of responses |
|---|---|
| 1 | 6 (42,9%) |
| 2 | 3 (21,4%) |
| 3 | 2 (14,3%) |
| 4 | 0 (0,0%) |
| 5 | 3 (21,4%) |
| Total | 14 (100,0%) |

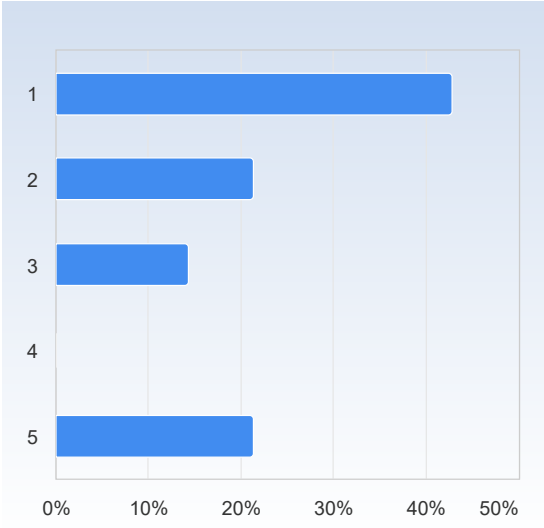


| | Mean | Standard Deviation |
|---|---|---|
| The course has increased my ability to search and process information. | 2,4 | 1,6 |

### The course has increased my ability to analyze and solve problems.

| The course has increased my ability to analyze and solve problems. | Number of responses |
|---|---|
| 1 | 1 (7,1%) |
| 2 | 4 (28,6%) |
| 3 | 4 (28,6%) |
| 4 | 3 (21,4%) |
| 5 | 2 (14,3%) |
| Total | 14 (100,0%) |

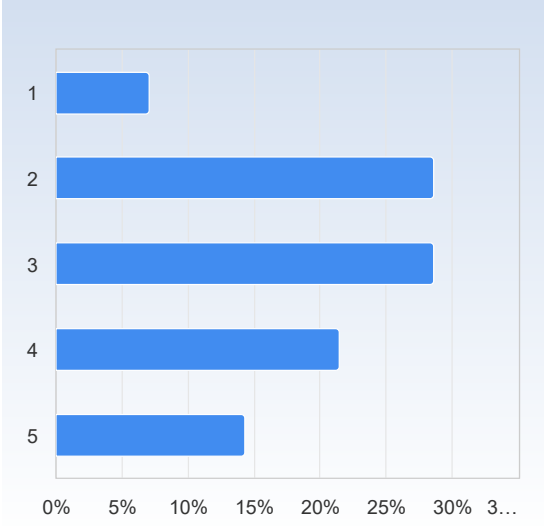


| | Mean | Standard Deviation |
|---|---|---|
| The course has increased my ability to analyze and solve problems. | 3,1 | 1,2 |

**As a result of this course, I feel confident about tackling unfamiliar problems.**

| As a result of this course, I feel confident about tackling unfamiliar problems. | Number of responses |
|---|---|
| 1 | 4 (28,6%) |
| 2 | 5 (35,7%) |
| 3 | 3 (21,4%) |
| 4 | 1 (7,1%) |
| 5 | 1 (7,1%) |
| Total | 14 (100,0%) |

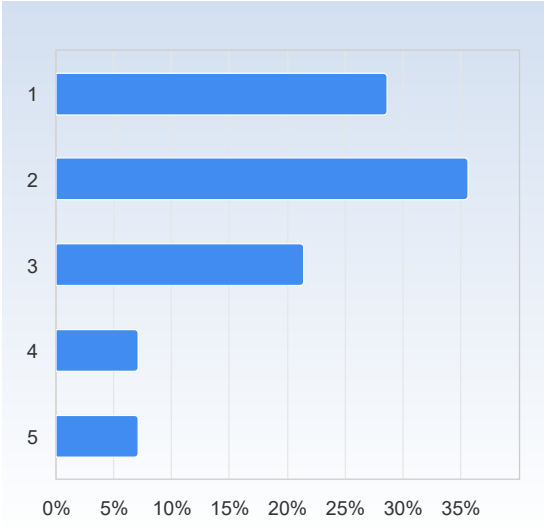


| | Mean | Standard Deviation |
|---|---|---|
| As a result of this course, I feel confident about tackling unfamiliar problems. | 2,3 | 1,2 |