

Kursutvärdering

Course: Mathematical statistics:MASA03

Evaluated on LTH: No

Teachers:: Dragi Anevski

Antal studenter: 60

Svarsfrekvens: 3/60

Summary:

Overall the course works quite well.

Comments:

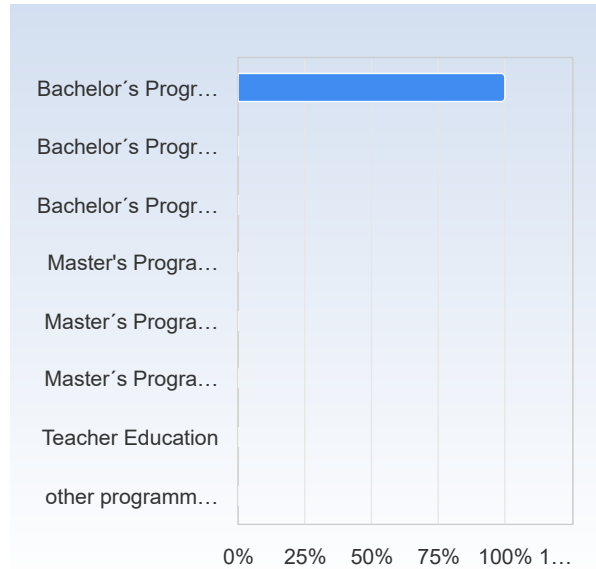
Changes since last time: The course is now lectured by the same person throughout to whole course. We think that this gives a more unified way of presenting the material. We also have a new teaching assistant.

Kopia av MASA03 Mathematical Statistics, Basic Course HT25

Respondents: 60
Answer Count: 3
Answer Frequency: 5,00 %

I have studied this course as part of

I have studied this course as part of	Number of responses
Bachelor's Programme in Mathematics	3 (100,0%)
Bachelor's Programme in Physics, Theoretical Physics, Astronomy	0 (0,0%)
Bachelor's Programme, other specialization	0 (0,0%)
Master's Programme in Mathematics	0 (0,0%)
Master's Programme in Mathematical Statistics	0 (0,0%)
Master's Programme, other specialization	0 (0,0%)
Teacher Education	0 (0,0%)
other programme or as stand alone course	0 (0,0%)
Total	3 (100,0%)

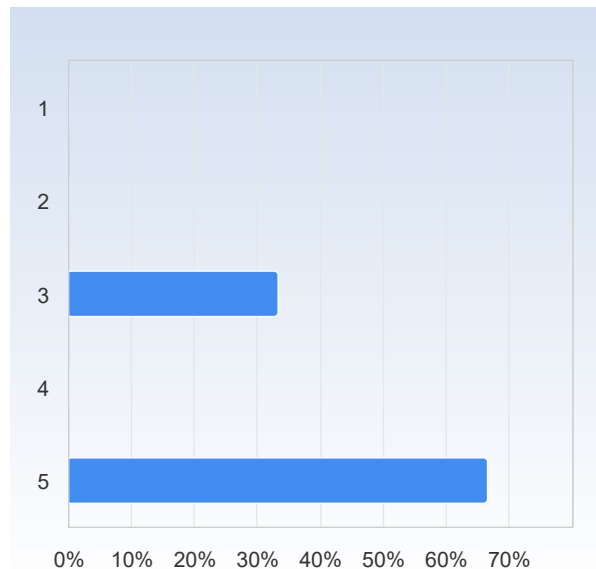


	Mean	Standard Deviation
I have studied this course as part of	1,0	0,0

On the scale 1-5 select the option that best matches your opinion: 1= disagree completely → 3= partly agree → 5= agree completely

2. My prior knowledge has been sufficient to assimilate the contents of this course.

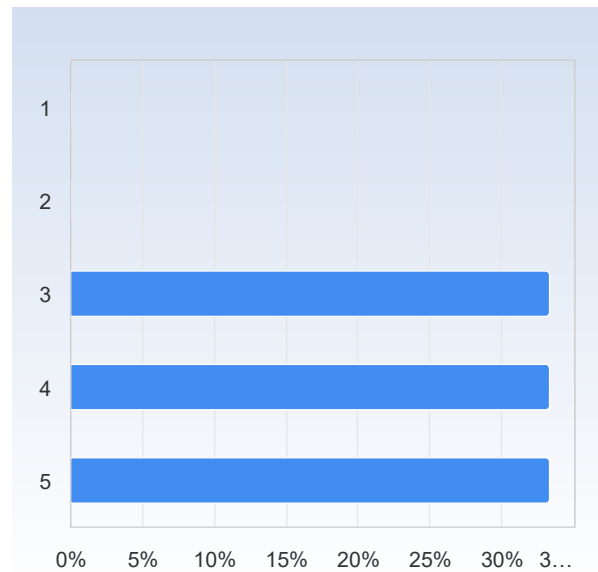
2. <input type="checkbox"/> My prior knowledge has been sufficient to assimilate the contents of this course.	Number of responses
1	0 (0,0%)
2	0 (0,0%)
3	1 (33,3%)
4	0 (0,0%)
5	2 (66,7%)
Total	3 (100,0%)



	Mean	Standard Deviation
2. <input type="checkbox"/> My prior knowledge has been sufficient to assimilate the contents of this course.	4,3	1,2

3. I have participated actively in the course.

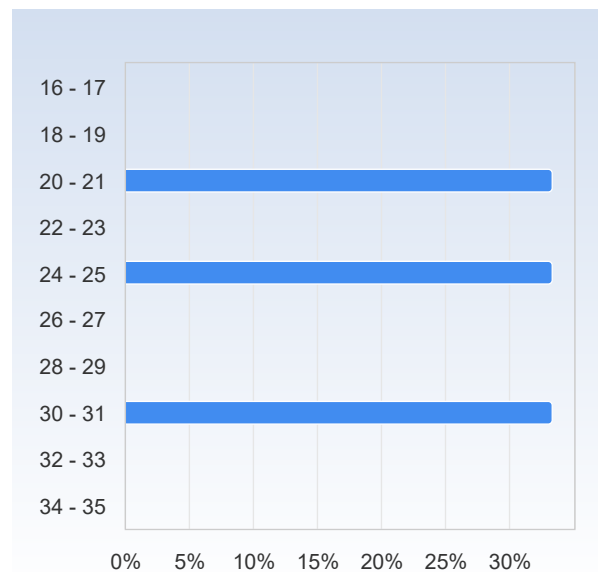
3. <input type="checkbox"/> I have participated actively in the course.	Number of responses
1	0 (0,0%)
2	0 (0,0%)
3	1 (33,3%)
4	1 (33,3%)
5	1 (33,3%)
Total	3 (100,0%)



	Mean	Standard Deviation
3. <input type="checkbox"/> I have participated actively in the course.	4,0	1,0

Average number of hours spent in total on the course per week (including scheduled activities):

Average number of hours spent in total on the course per week (including scheduled activities):	Number of responses
16 - 17	0 (0,0%)
18 - 19	0 (0,0%)
20 - 21	1 (33,3%)
22 - 23	0 (0,0%)
24 - 25	1 (33,3%)
26 - 27	0 (0,0%)
28 - 29	0 (0,0%)
30 - 31	1 (33,3%)
32 - 33	0 (0,0%)
34 - 35	0 (0,0%)
Total	3 (100,0%)



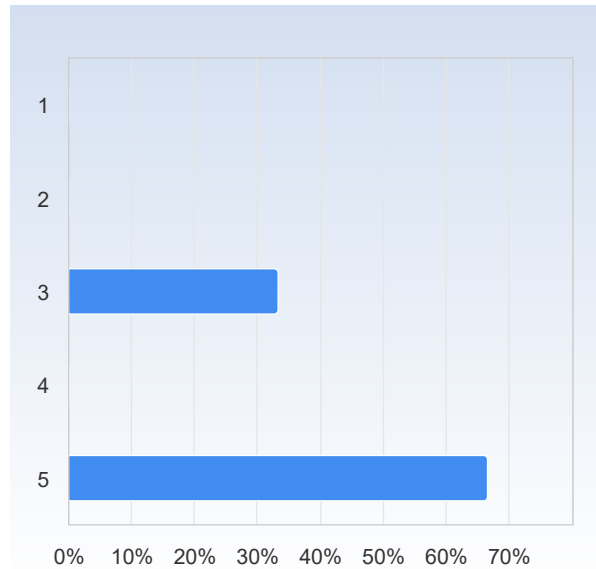
	Mean	Standard Deviation
Average number of hours spent in total on the course per week (including scheduled activities):	25,0	5,0

The course in general

On the scale 1-5 select the option that best matches your opinion: 1= disagree completely → 3= partly agree → 5= agree completely

The way the course was taught and organised suited me.

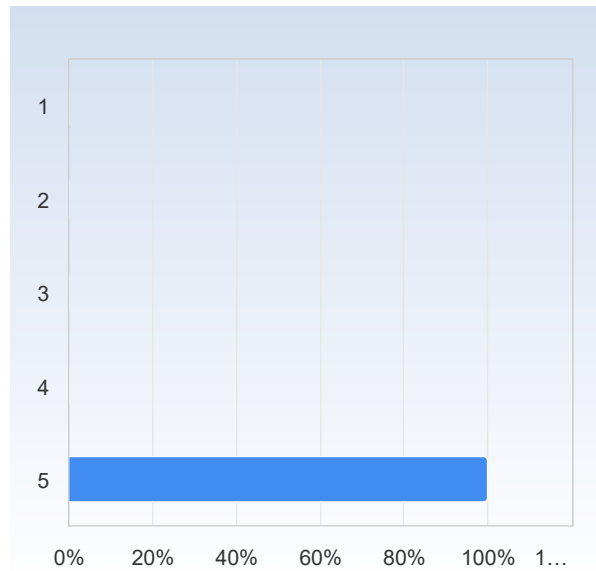
The way the course was taught and organised suited me.	Number of responses
1	0 (0,0%)
2	0 (0,0%)
3	1 (33,3%)
4	0 (0,0%)
5	2 (66,7%)
Total	3 (100,0%)



	Mean	Standard Deviation
The way the course was taught and organised suited me.	4,3	1,2

The number of teacher lead activities (lectures, seminars etc.) has been satisfactory.

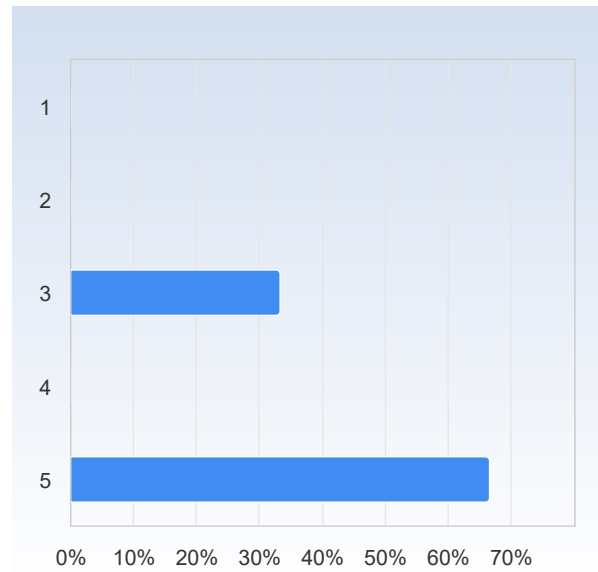
The number of teacher lead activities (lectures, seminars etc.) has been satisfactory.	Number of responses
1	0 (0,0%)
2	0 (0,0%)
3	0 (0,0%)
4	0 (0,0%)
5	3 (100,0%)
Total	3 (100,0%)



	Mean	Standard Deviation
The number of teacher lead activities (lectures, seminars etc.) has been satisfactory.	5,0	0,0

The lectures were valuable for my learning.

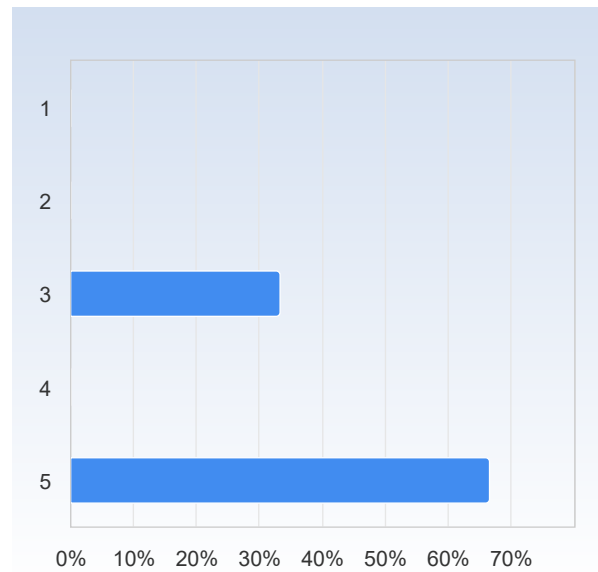
The lectures were valuable for my learning.	Number of responses
1	0 (0,0%)
2	0 (0,0%)
3	1 (33,3%)
4	0 (0,0%)
5	2 (66,7%)
Total	3 (100,0%)



	Mean	Standard Deviation
The lectures were valuable for my learning.	4,3	1,2

The seminars were valuable for my learning.

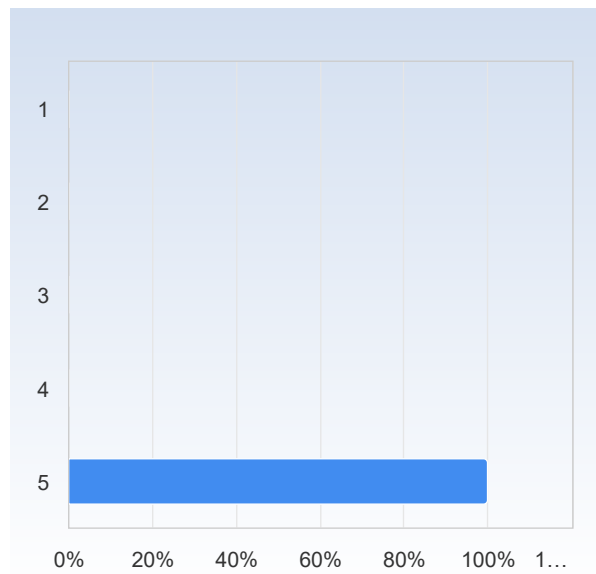
The seminars were valuable for my learning.	Number of responses
1	0 (0,0%)
2	0 (0,0%)
3	1 (33,3%)
4	0 (0,0%)
5	2 (66,7%)
Total	3 (100,0%)



	Mean	Standard Deviation
The seminars were valuable for my learning.	4,3	1,2

Studying on my own was valuable for my learning.

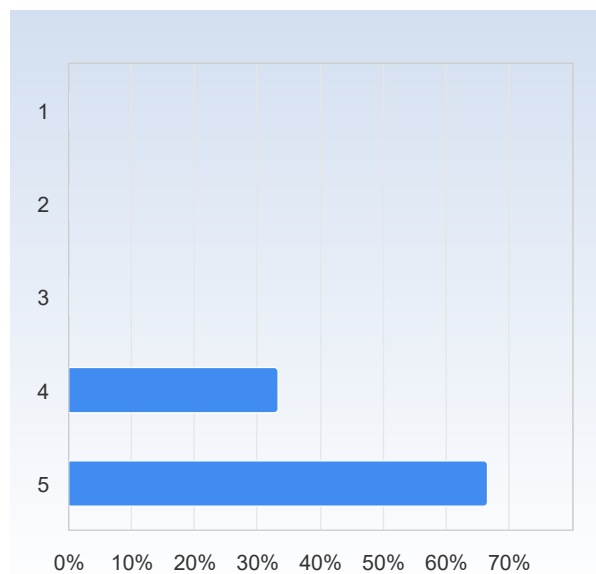
Studying on my own was valuable for my learning.	Number of responses
1	0 (0,0%)
2	0 (0,0%)
3	0 (0,0%)
4	0 (0,0%)
5	3 (100,0%)
Total	3 (100,0%)



	Mean	Standard Deviation
Studying on my own was valuable for my learning.	5,0	0,0

The course literature/material was a valuable learning resource.

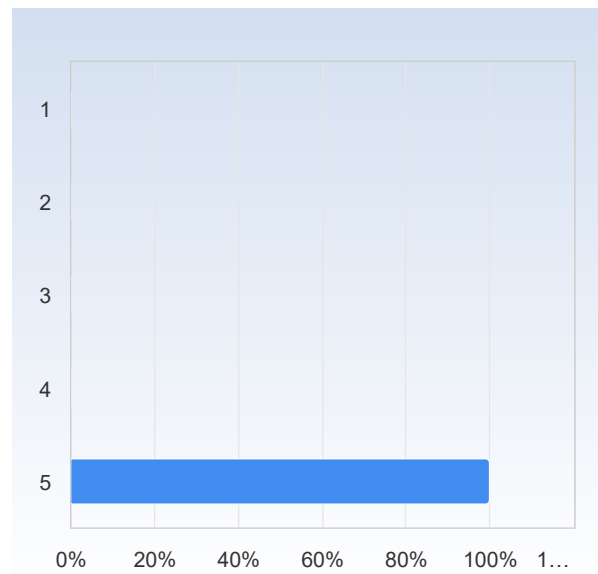
The course literature/material was a valuable learning resource.	Number of responses
1	0 (0,0%)
2	0 (0,0%)
3	0 (0,0%)
4	1 (33,3%)
5	2 (66,7%)
Total	3 (100,0%)



	Mean	Standard Deviation
The course literature/material was a valuable learning resource.	4,7	0,6

The information I received before the course start was satisfactory.

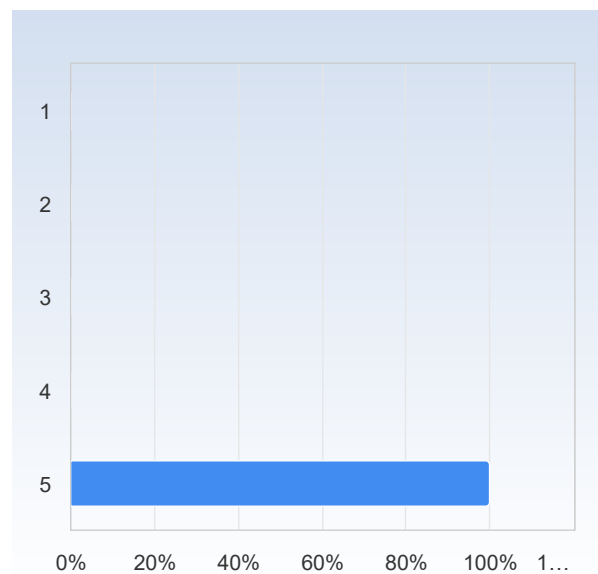
The information I received before the course start was satisfactory.	Number of responses
1	0 (0,0%)
2	0 (0,0%)
3	0 (0,0%)
4	0 (0,0%)
5	3 (100,0%)
Total	3 (100,0%)



	Mean	Standard Deviation
The information I received before the course start was satisfactory.	5,0	0,0

The communication with the teaching staff during the course was good.

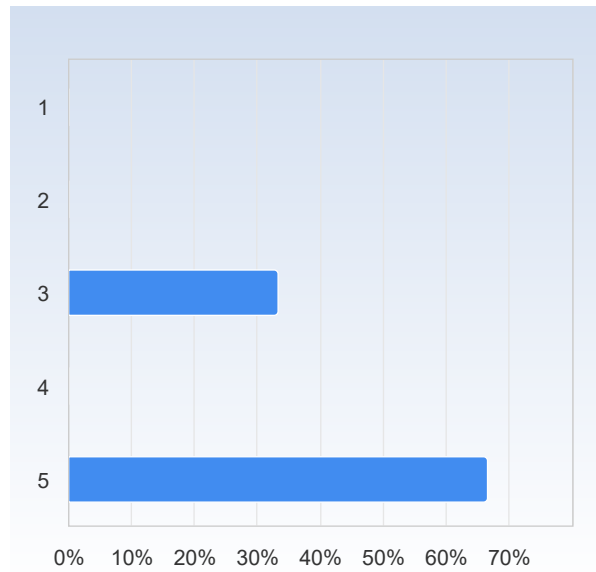
The communication with the teaching staff during the course was good.	Number of responses
1	0 (0,0%)
2	0 (0,0%)
3	0 (0,0%)
4	0 (0,0%)
5	3 (100,0%)
Total	3 (100,0%)



	Mean	Standard Deviation
The communication with the teaching staff during the course was good.	5,0	0,0

It was clear throughout the course what was expected of me.

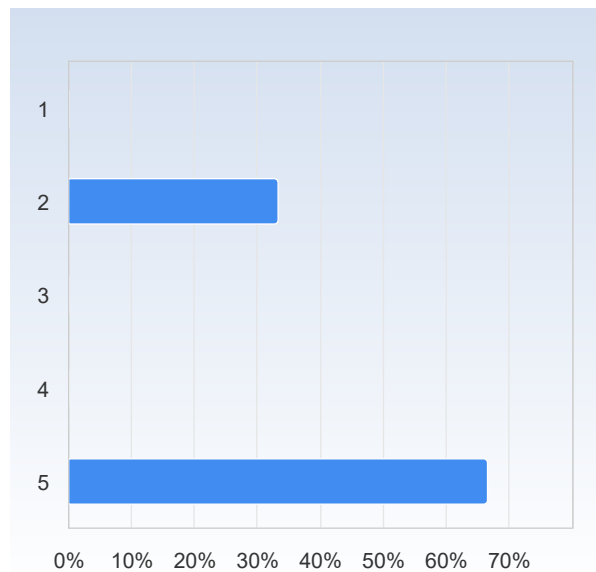
It was clear throughout the course what was expected of me.	Number of responses
1	0 (0,0%)
2	0 (0,0%)
3	1 (33,3%)
4	0 (0,0%)
5	2 (66,7%)
Total	3 (100,0%)



	Mean	Standard Deviation
It was clear throughout the course what was expected of me.	4,3	1,2

I have received valuable feedback from my teacher/teachers during the course.

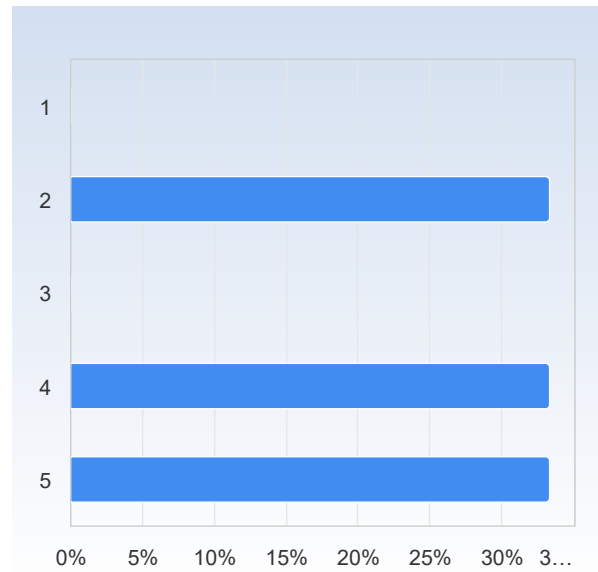
I have received valuable feedback from my teacher /teachers during the course.	Number of responses
1	0 (0,0%)
2	1 (33,3%)
3	0 (0,0%)
4	0 (0,0%)
5	2 (66,7%)
Total	3 (100,0%)



	Mean	Standard Deviation
I have received valuable feedback from my teacher/teachers during the course.	4,0	1,7

The course had a reasonable workload.

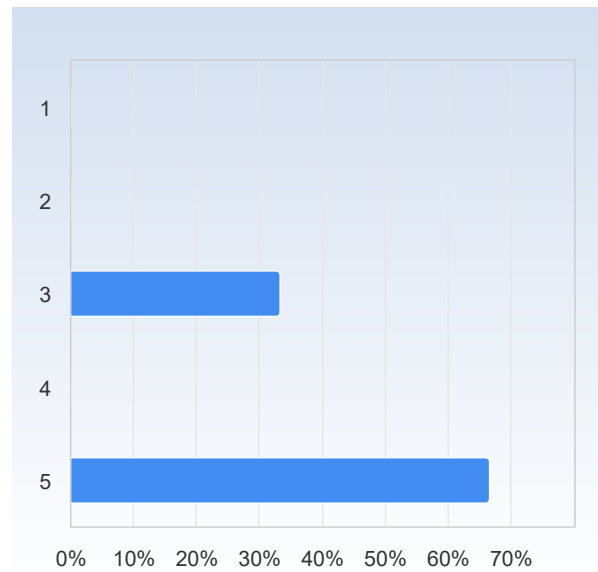
The course had a reasonable workload.	Number of responses
1	0 (0,0%)
2	1 (33,3%)
3	0 (0,0%)
4	1 (33,3%)
5	1 (33,3%)
Total	3 (100,0%)



	Mean	Standard Deviation
The course had a reasonable workload.	3,7	1,5

The workload was evenly distributed throughout the course.

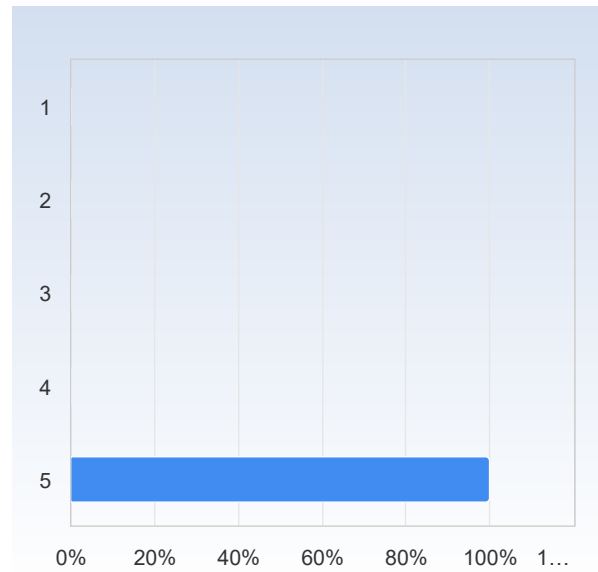
The workload was evenly distributed throughout the course.	Number of responses
1	0 (0,0%)
2	0 (0,0%)
3	1 (33,3%)
4	0 (0,0%)
5	2 (66,7%)
Total	3 (100,0%)



	Mean	Standard Deviation
The workload was evenly distributed throughout the course.	4,3	1,2

The examination matched the contents and level of the course.

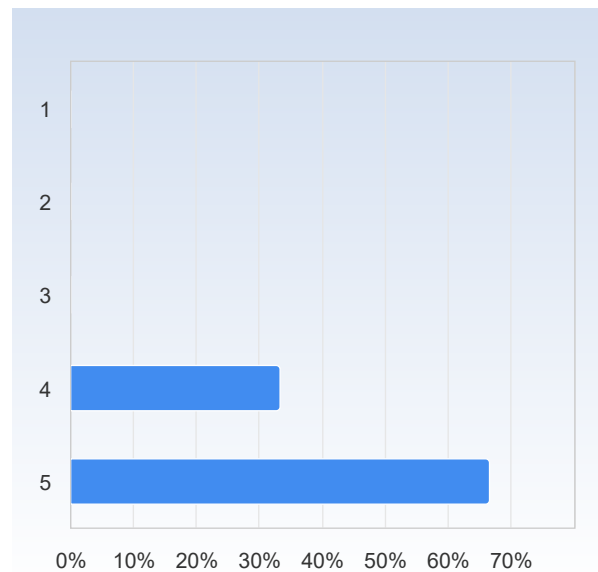
The examination matched the contents and level of the course.	Number of responses
1	0 (0,0%)
2	0 (0,0%)
3	0 (0,0%)
4	0 (0,0%)
5	3 (100,0%)
Total	3 (100,0%)



	Mean	Standard Deviation
The examination matched the contents and level of the course.	5,0	0,0

Overall, I am satisfied with the course.

Overall, I am satisfied with the course.	Number of responses
1	0 (0,0%)
2	0 (0,0%)
3	0 (0,0%)
4	1 (33,3%)
5	2 (66,7%)
Total	3 (100,0%)



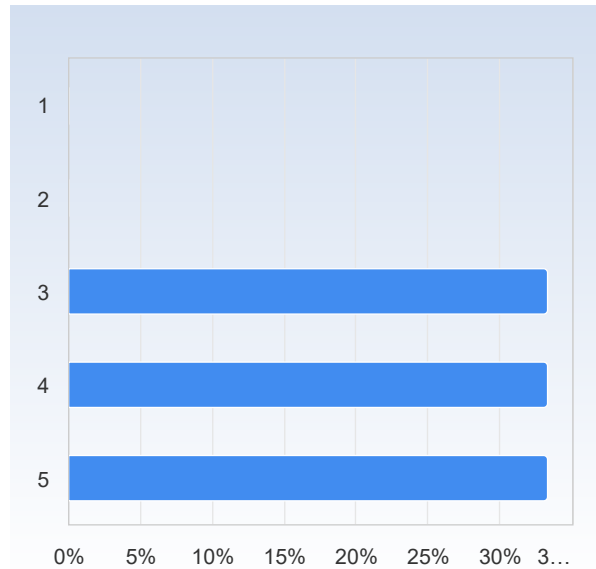
	Mean	Standard Deviation
Overall, I am satisfied with the course.	4,7	0,6

On the development of generic skills

On a scale 1-5 select the option that best matches your opinion: 1= disagree completely → 3= partly agree → 5= agree completely

The course has increased my ability to read a mathematical text.

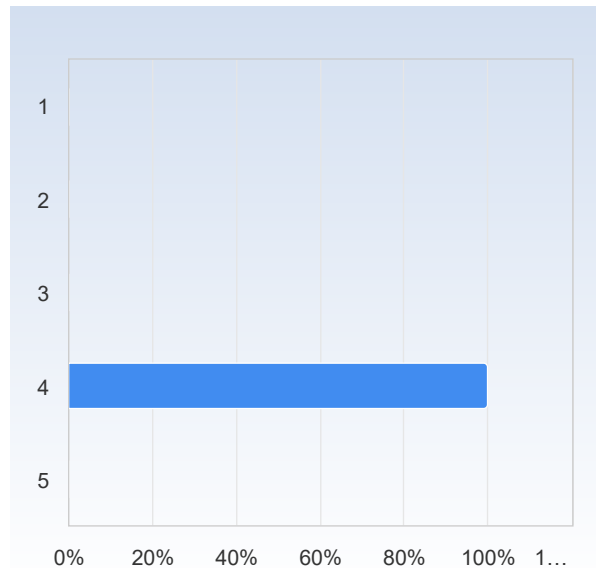
The course has increased my ability to read a mathematical text.	Number of responses
1	0 (0,0%)
2	0 (0,0%)
3	1 (33,3%)
4	1 (33,3%)
5	1 (33,3%)
Total	3 (100,0%)



	Mean	Standard Deviation
The course has increased my ability to read a mathematical text.	4,0	1,0

The course has increased my ability to communicate the subject in writing.

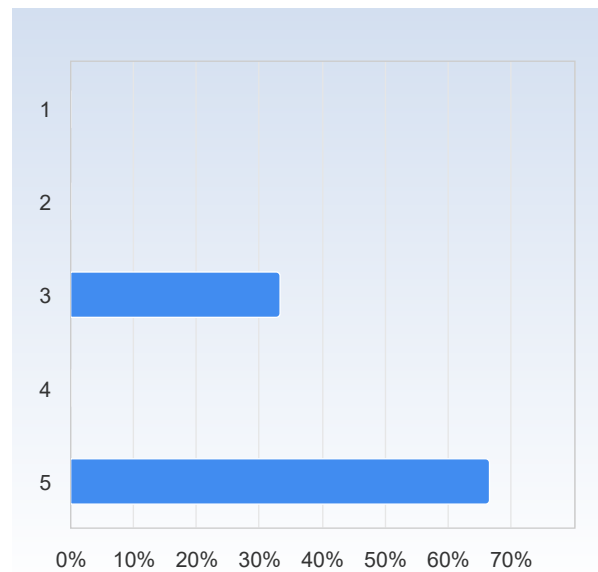
The course has increased my ability to communicate the subject in writing.	Number of responses
1	0 (0,0%)
2	0 (0,0%)
3	0 (0,0%)
4	3 (100,0%)
5	0 (0,0%)
Total	3 (100,0%)



	Mean	Standard Deviation
The course has increased my ability to communicate the subject in writing.	4,0	0,0

The course has increased my ability to communicate the subject orally.

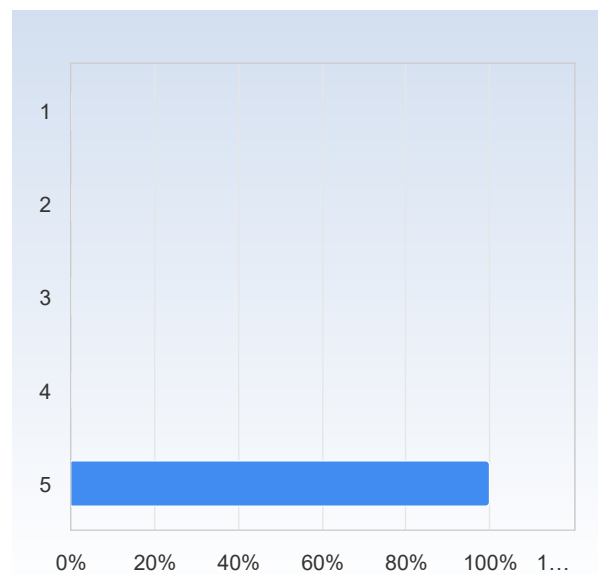
The course has increased my ability to communicate the subject orally.	Number of responses
1	0 (0,0%)
2	0 (0,0%)
3	1 (33,3%)
4	0 (0,0%)
5	2 (66,7%)
Total	3 (100,0%)



	Mean	Standard Deviation
The course has increased my ability to communicate the subject orally.	4,3	1,2

The course has increased my ability to cooperate.

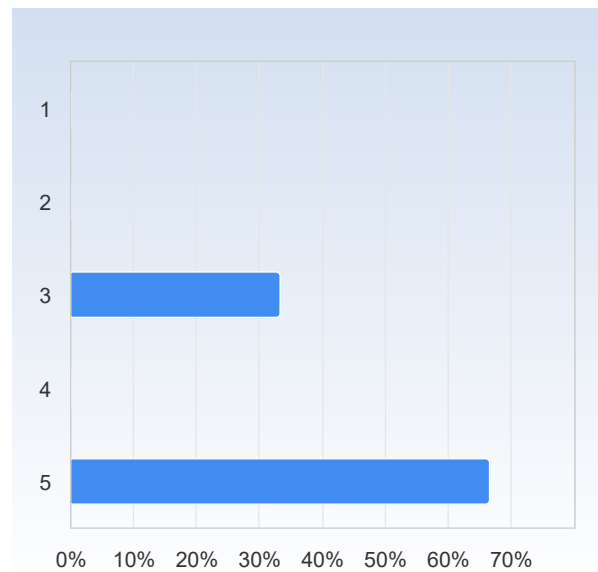
The course has increased my ability to cooperate.	Number of responses
1	0 (0,0%)
2	0 (0,0%)
3	0 (0,0%)
4	0 (0,0%)
5	3 (100,0%)
Total	3 (100,0%)



	Mean	Standard Deviation
The course has increased my ability to cooperate.	5,0	0,0

The course has increased my ability to search and process information.

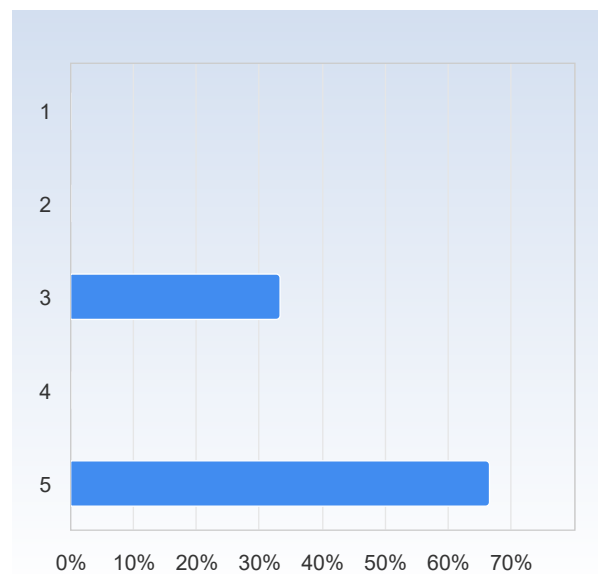
The course has increased my ability to search and process information.	Number of responses
1	0 (0,0%)
2	0 (0,0%)
3	1 (33,3%)
4	0 (0,0%)
5	2 (66,7%)
Total	3 (100,0%)



	Mean	Standard Deviation
The course has increased my ability to search and process information.	4,3	1,2

The course has increased my ability to analyze and solve problems.

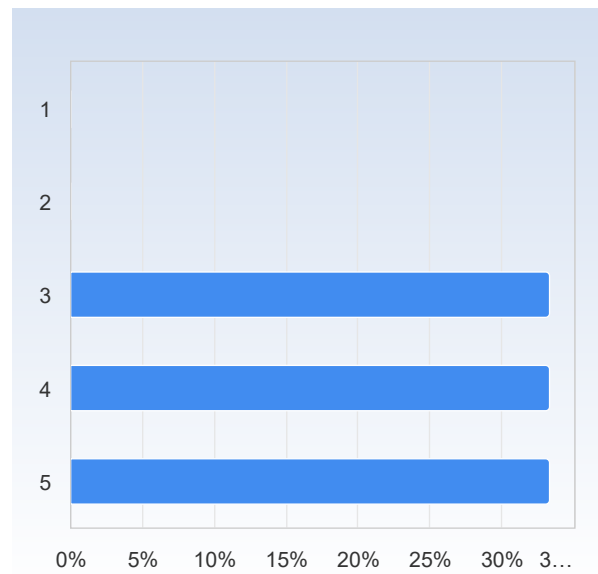
The course has increased my ability to analyze and solve problems.	Number of responses
1	0 (0,0%)
2	0 (0,0%)
3	1 (33,3%)
4	0 (0,0%)
5	2 (66,7%)
Total	3 (100,0%)



	Mean	Standard Deviation
The course has increased my ability to analyze and solve problems.	4,3	1,2

As a result of this course, I feel confident about tackling unfamiliar problems.

As a result of this course, I feel confident about tackling unfamiliar problems.	Number of responses
1	0 (0,0%)
2	0 (0,0%)
3	1 (33,3%)
4	1 (33,3%)
5	1 (33,3%)
Total	3 (100,0%)



	Mean	Standard Deviation
As a result of this course, I feel confident about tackling unfamiliar problems.	4,0	1,0

What did you appreciate most with the course?

I appreciated the amount of seminars that were given. Further the professor did an excellent job, and I truly appreciate the time he gave in order to give the teaching experience he did as well as the resources he provided.

Dragi, he's a very considerate and kind lecturer. He even made time for extra question sessions.

What do you think should be improved?

Maybe more alternative course literature can be provided.

Use ONE book during the whole course please. I don't think that Dragi's book is too hard if time is spent on the finer details. For example on the Riemann Stieljes integral.

Have you during this course experienced course literature, staff or teaching methods to be discriminatory in any way (gender, ethnicity, etc.)?

No

No