

Course evaluation report - CEQ, FMSN60

Basic facts

Course name	Financial Statistics		
Course code	FMSN60		Study hours according to the curricula
ECTS credits	7.5 hp	Lectures	30 h
Year	202526	Group work	12 h
Study period the course was finished	HT_LP2	Laboratories	16 h
Programme	all	Time with supervisor	1 h
Registrated students	51	Self study time	135 h
Number answers and response rate	4 / 8 %		
Number answers from males	1		
Number answers from females	0		

Since less than 20 students have answered the questionnaire no statistical significance tests have been made.

Summary of questionnaires

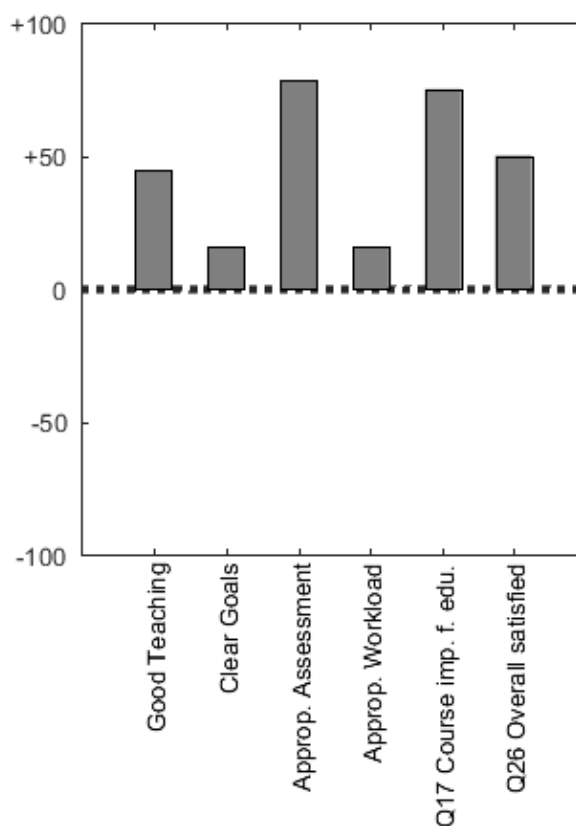
The CEQ-score span between -100 och +100, there -100 means that "I fully disagree to the statement" and +100 "I fully agree to the statement".

Presence at teaching

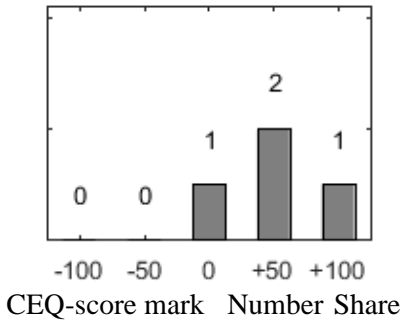
Part of teaching	Number	Share
0 %	0	0 %
20 %	0	0 %
40 %	0	0 %
60 %	0	0 %
80 %	0	0 %
100 %	4	100 %

CEQ-scales & special questions

Scale	CEQ-score	StdDev
Good Teaching	+44	32
Clear Goals and Standards	+16	39
Appropriate Assessment	+78	26
Appropriate Workload	+16	36
Generic Skills	+42	28
Special questions		
The course seems important for my edu.	+75	29
Overall, I am satisfied with this course	+50	41

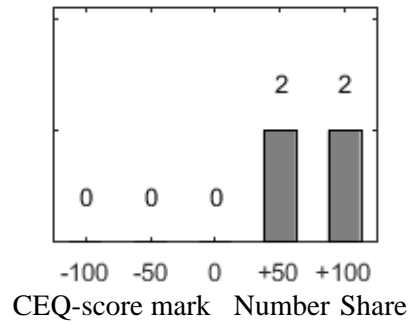


Distribution of the answers from question 26: "Overall, I am satisfied with this course" **Distribution of the answers from question 17: "The course seems important for my education"**



Category	Number	Share
Dissatisfied (<0)	0	0 %
Neutral (0)	1	25 %
Satisfied (>0)	3	75 %
No answer	0	0 %

Mean of CEQ-score	+50
Standard deviation (StdDev)	41



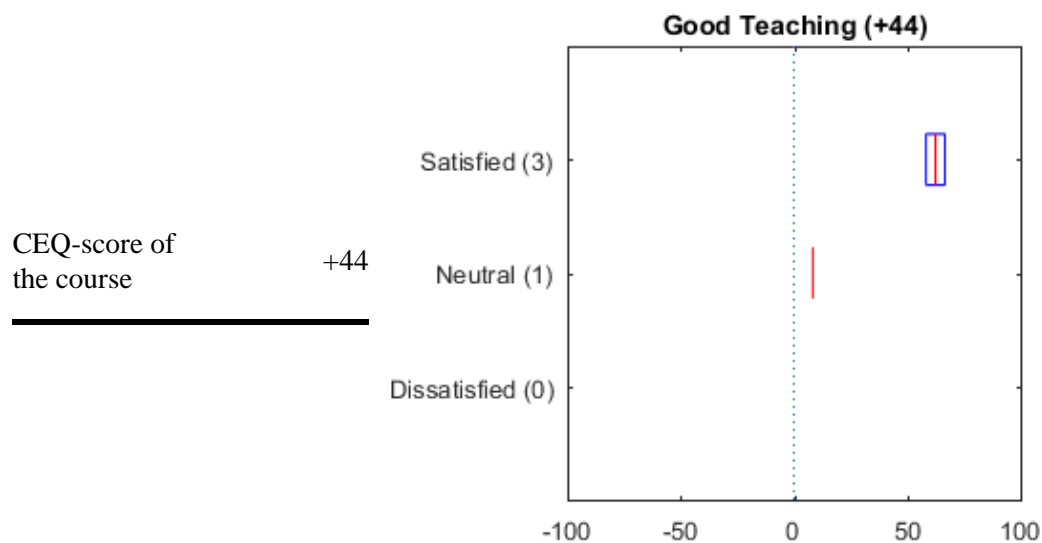
Category	Number	Share
-100	0	0 %
-50	0	0 %
+0	0	0 %
+50	2	50 %
+100	2	50 %

Mean of CEQ-score	+75
Standard deviation (StdDev)	29

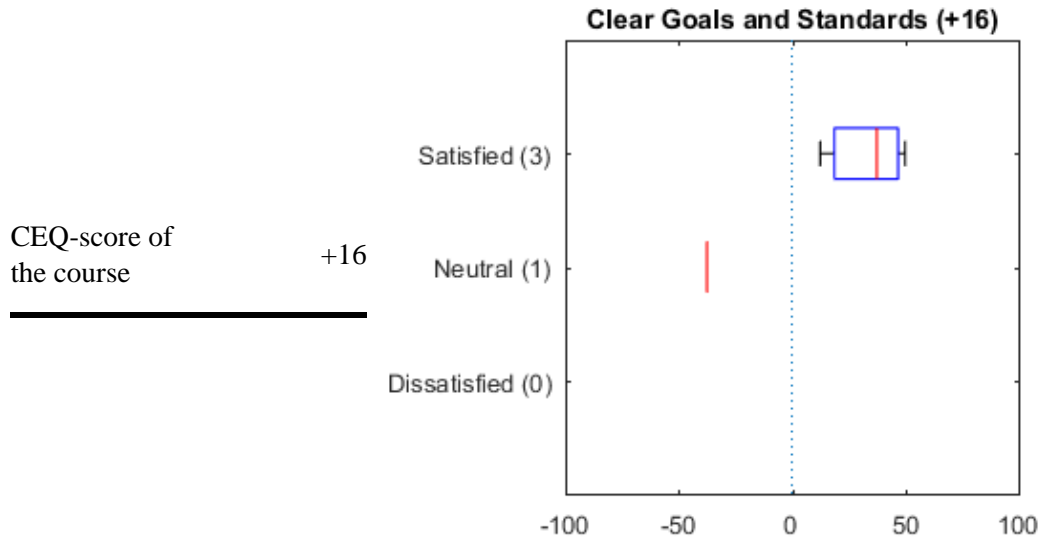
Summary scales divided on satisfaction

Statistical examination has not been done due to at least two groups consist of less than five students

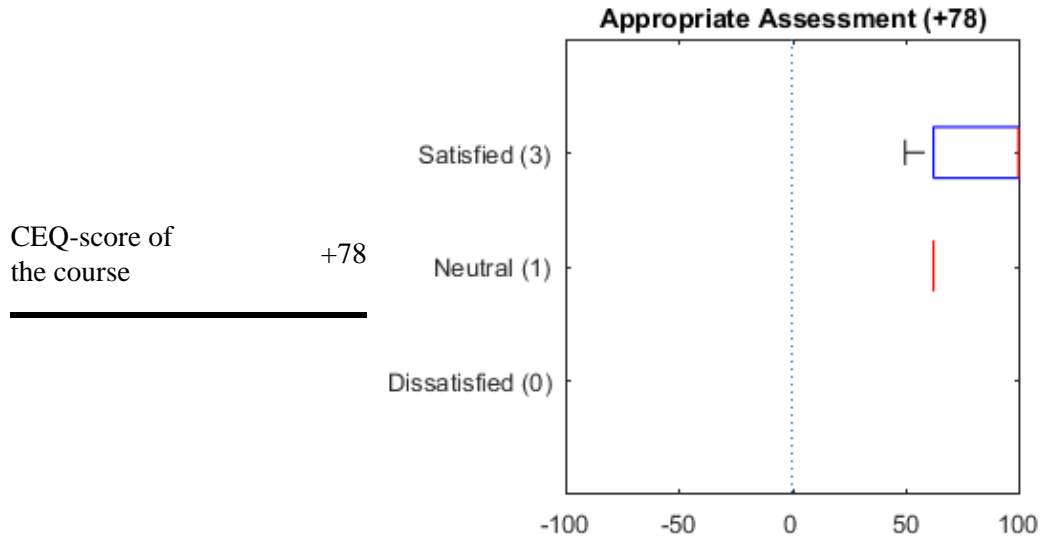
Good Teaching



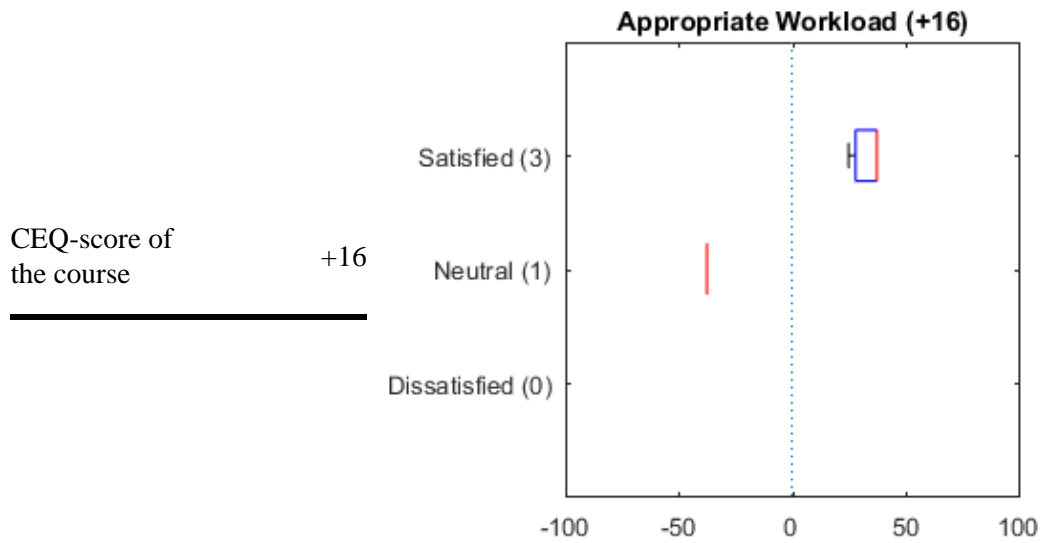
Clear Goals and Standards



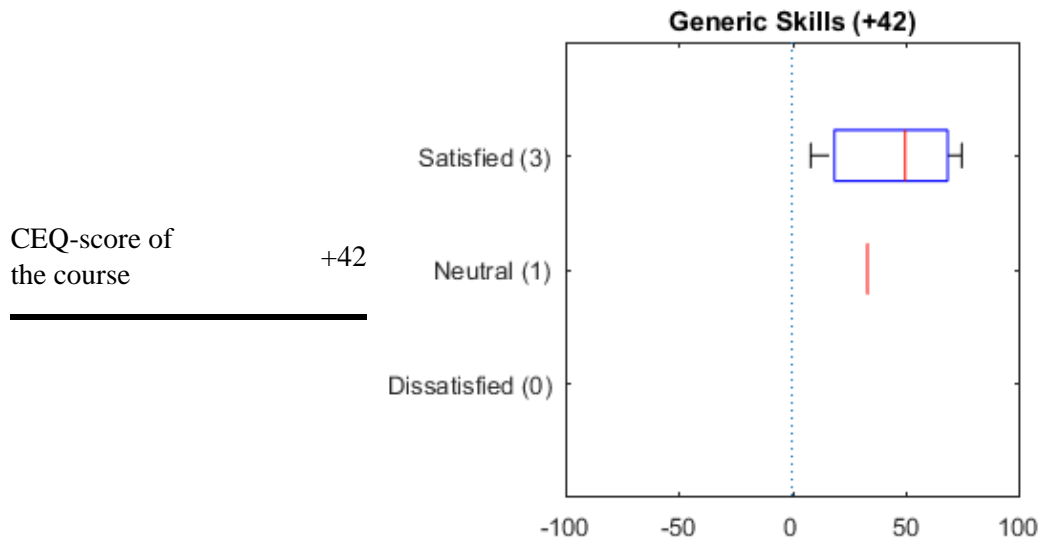
Appropriate Assessment



Appropriate Workload



Generic Skills



Answers to each question

The questions in bold are reverse positive.

Statistical examination between dissatisfied and satisfied has not been done due to at least one of the groups consist of less than five students

Good Teaching (+44)

Question	CEQ-score	Histogram
3. The teaching has motivated me to do my best	+75	<p>Detailed description: A histogram with x-axis from -100 to 100. Bars are at +50 (count 2) and +75 (count 2). Other bins have count 0.</p>
7. During the course I have received many valuable comments on my achievements	+25	<p>Detailed description: A histogram with x-axis from -100 to 100. Bars are at 0 (count 2) and +25 (count 2). Other bins have count 0.</p>
15. The teachers made a real effort to understand the problems and difficulties one might be having in this course	+33	<p>Detailed description: A histogram with x-axis from -100 to 100. Bars are at 0 (count 1) and +33 (count 2). Other bins have count 0.</p>

Question	CEQ-score	Histogram												
18. The teaching staff normally gave me helpful feedback on the progress of my work	+38	<table border="1"> <tr><th>Score</th><td>-100</td><td>-50</td><td>0</td><td>+50</td><td>+100</td></tr> <tr><th>Count</th><td>0</td><td>1</td><td>0</td><td>2</td><td>1</td></tr> </table>	Score	-100	-50	0	+50	+100	Count	0	1	0	2	1
Score	-100	-50	0	+50	+100									
Count	0	1	0	2	1									
19. My lecturers were extremely good at explaining things	+25	<table border="1"> <tr><th>Score</th><td>-100</td><td>-50</td><td>0</td><td>+50</td><td>+100</td></tr> <tr><th>Count</th><td>0</td><td>1</td><td>0</td><td>3</td><td>0</td></tr> </table>	Score	-100	-50	0	+50	+100	Count	0	1	0	3	0
Score	-100	-50	0	+50	+100									
Count	0	1	0	3	0									
21. The teachers on the course worked hard to make the subject interesting	+75	<table border="1"> <tr><th>Score</th><td>-100</td><td>-50</td><td>0</td><td>+50</td><td>+100</td></tr> <tr><th>Count</th><td>0</td><td>0</td><td>0</td><td>2</td><td>2</td></tr> </table>	Score	-100	-50	0	+50	+100	Count	0	0	0	2	2
Score	-100	-50	0	+50	+100									
Count	0	0	0	2	2									

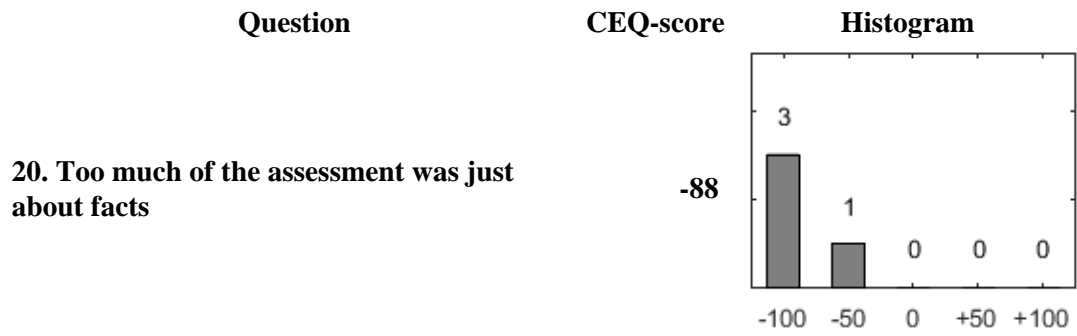
Clear Goals and Standards (+16)

Question	CEQ-score	Histogram												
1. It was easy to know the standard of work expected	+25	<table border="1"> <tr><th>Score</th><td>-100</td><td>-50</td><td>0</td><td>+50</td><td>+100</td></tr> <tr><th>Count</th><td>0</td><td>1</td><td>1</td><td>1</td><td>1</td></tr> </table>	Score	-100	-50	0	+50	+100	Count	0	1	1	1	1
Score	-100	-50	0	+50	+100									
Count	0	1	1	1	1									
6. I usually had a clear idea of where I was going and what was expected of me in this course	+25	<table border="1"> <tr><th>Score</th><td>-100</td><td>-50</td><td>0</td><td>+50</td><td>+100</td></tr> <tr><th>Count</th><td>0</td><td>1</td><td>1</td><td>1</td><td>1</td></tr> </table>	Score	-100	-50	0	+50	+100	Count	0	1	1	1	1
Score	-100	-50	0	+50	+100									
Count	0	1	1	1	1									

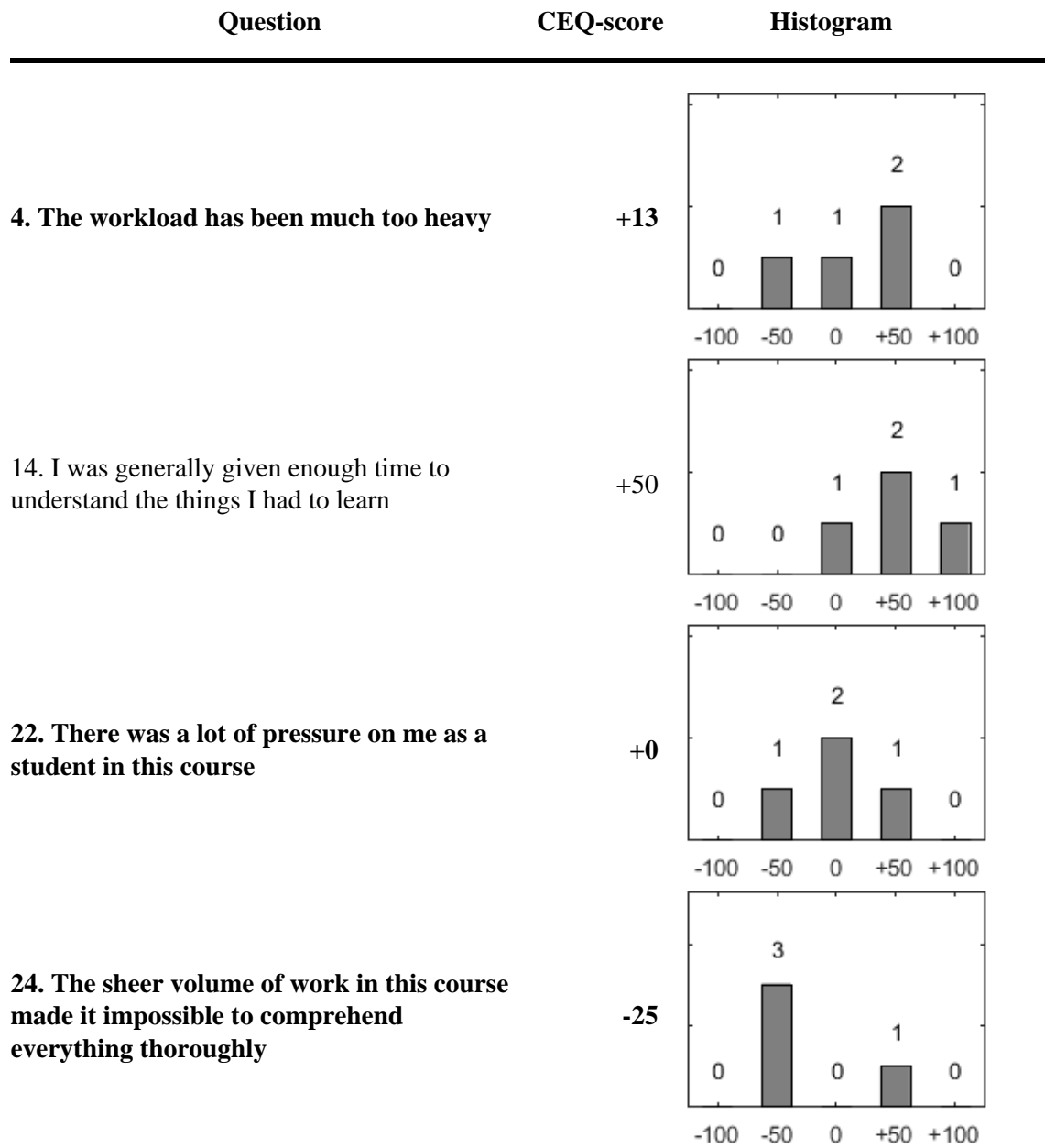
Question	CEQ-score	Histogram												
13. It was often hard to discover what was expected of me in this course	-13	<table border="1"> <tr><th>Score</th><td>-100</td><td>-50</td><td>0</td><td>+50</td><td>+100</td></tr> <tr><th>Count</th><td>0</td><td>2</td><td>1</td><td>1</td><td>0</td></tr> </table>	Score	-100	-50	0	+50	+100	Count	0	2	1	1	0
Score	-100	-50	0	+50	+100									
Count	0	2	1	1	0									
25. The teachers made it clear right from the start what they expected from the students	+0	<table border="1"> <tr><th>Score</th><td>-100</td><td>-50</td><td>0</td><td>+50</td><td>+100</td></tr> <tr><th>Count</th><td>0</td><td>1</td><td>2</td><td>1</td><td>0</td></tr> </table>	Score	-100	-50	0	+50	+100	Count	0	1	2	1	0
Score	-100	-50	0	+50	+100									
Count	0	1	2	1	0									

Appropriate Assessment (+78)

Question	CEQ-score	Histogram												
8. To do well in this course all you really needed was a good memory	-100	<table border="1"> <tr><th>Score</th><td>-100</td><td>-50</td><td>0</td><td>+50</td><td>+100</td></tr> <tr><th>Count</th><td>4</td><td>0</td><td>0</td><td>0</td><td>0</td></tr> </table>	Score	-100	-50	0	+50	+100	Count	4	0	0	0	0
Score	-100	-50	0	+50	+100									
Count	4	0	0	0	0									
12. The teachers seemed more interested in testing what I had memorised than what I had understood	-88	<table border="1"> <tr><th>Score</th><td>-100</td><td>-50</td><td>0</td><td>+50</td><td>+100</td></tr> <tr><th>Count</th><td>3</td><td>1</td><td>0</td><td>0</td><td>0</td></tr> </table>	Score	-100	-50	0	+50	+100	Count	3	1	0	0	0
Score	-100	-50	0	+50	+100									
Count	3	1	0	0	0									
16. The assessment methods employed in this course required an in-depth understanding of the course content	+38	<table border="1"> <tr><th>Score</th><td>-100</td><td>-50</td><td>0</td><td>+50</td><td>+100</td></tr> <tr><th>Count</th><td>0</td><td>1</td><td>1</td><td>0</td><td>2</td></tr> </table>	Score	-100	-50	0	+50	+100	Count	0	1	1	0	2
Score	-100	-50	0	+50	+100									
Count	0	1	1	0	2									



Appropriate Workload (+16)



Generic Skills (+42)

Question	CEQ-score	Histogram												
2. The course has developed my problem-solving skills	+75	<table border="1"> <caption>Histogram Data for Question 2</caption> <thead> <tr> <th>Score</th> <th>Count</th> </tr> </thead> <tbody> <tr><td>-100</td><td>0</td></tr> <tr><td>-50</td><td>0</td></tr> <tr><td>0</td><td>0</td></tr> <tr><td>+50</td><td>2</td></tr> <tr><td>+100</td><td>2</td></tr> </tbody> </table>	Score	Count	-100	0	-50	0	0	0	+50	2	+100	2
Score	Count													
-100	0													
-50	0													
0	0													
+50	2													
+100	2													
5. The course has sharpened my analytic skills	+38	<table border="1"> <caption>Histogram Data for Question 5</caption> <thead> <tr> <th>Score</th> <th>Count</th> </tr> </thead> <tbody> <tr><td>-100</td><td>0</td></tr> <tr><td>-50</td><td>0</td></tr> <tr><td>0</td><td>2</td></tr> <tr><td>+50</td><td>1</td></tr> <tr><td>+100</td><td>1</td></tr> </tbody> </table>	Score	Count	-100	0	-50	0	0	2	+50	1	+100	1
Score	Count													
-100	0													
-50	0													
0	2													
+50	1													
+100	1													
9. The course helped me develop my ability to work in a group	+25	<table border="1"> <caption>Histogram Data for Question 9</caption> <thead> <tr> <th>Score</th> <th>Count</th> </tr> </thead> <tbody> <tr><td>-100</td><td>1</td></tr> <tr><td>-50</td><td>0</td></tr> <tr><td>0</td><td>0</td></tr> <tr><td>+50</td><td>2</td></tr> <tr><td>+100</td><td>1</td></tr> </tbody> </table>	Score	Count	-100	1	-50	0	0	0	+50	2	+100	1
Score	Count													
-100	1													
-50	0													
0	0													
+50	2													
+100	1													
10. The course has made me feel more confident about tackling new and unfamiliar problems	+75	<table border="1"> <caption>Histogram Data for Question 10</caption> <thead> <tr> <th>Score</th> <th>Count</th> </tr> </thead> <tbody> <tr><td>-100</td><td>0</td></tr> <tr><td>-50</td><td>0</td></tr> <tr><td>0</td><td>0</td></tr> <tr><td>+50</td><td>2</td></tr> <tr><td>+100</td><td>2</td></tr> </tbody> </table>	Score	Count	-100	0	-50	0	0	0	+50	2	+100	2
Score	Count													
-100	0													
-50	0													
0	0													
+50	2													
+100	2													
11. The course has improved my skills in written communication	+38	<table border="1"> <caption>Histogram Data for Question 11</caption> <thead> <tr> <th>Score</th> <th>Count</th> </tr> </thead> <tbody> <tr><td>-100</td><td>0</td></tr> <tr><td>-50</td><td>0</td></tr> <tr><td>0</td><td>1</td></tr> <tr><td>+50</td><td>3</td></tr> <tr><td>+100</td><td>0</td></tr> </tbody> </table>	Score	Count	-100	0	-50	0	0	1	+50	3	+100	0
Score	Count													
-100	0													
-50	0													
0	1													
+50	3													
+100	0													
23. The course has helped me to develop the ability to plan my work	+0	<table border="1"> <caption>Histogram Data for Question 23</caption> <thead> <tr> <th>Score</th> <th>Count</th> </tr> </thead> <tbody> <tr><td>-100</td><td>1</td></tr> <tr><td>-50</td><td>0</td></tr> <tr><td>0</td><td>1</td></tr> <tr><td>+50</td><td>2</td></tr> <tr><td>+100</td><td>0</td></tr> </tbody> </table>	Score	Count	-100	1	-50	0	0	1	+50	2	+100	0
Score	Count													
-100	1													
-50	0													
0	1													
+50	2													
+100	0													

Free text answers

The free text answers are pre-reviewed by the students' representatives.

What were the best aspects of the course

Satisfied students

The material is interesting

Väldigt intressant och relevant. Uppskattade den sista inlämningen väldigt mycket.

Neutral students

Jättesvår teori där den teoretiska delen förbises för mycket. Vilket gör att det blir väldigt svårt att begripa kursen. Man märker att läraren är väldigt engagerad men kan ibland ha svårt att förklara svåra saker på ett begripligt sätt.

Dissatisfied students

What aspects of the course are most in need of improvement?

Satisfied students

Relisnce on AI can help you pass the course. Needs more critical assessment evaluation

Tycker det är tråkigt att det är så lite resurser på kursen, framförallt utan någon som hjälper till vid labbtillfällen. Man hann inte både få hjälp och redovisa under labbtillfällena eftersom det var för långa listor.

Neutral students

Några mer teoretiska moment i examinationen. T.ex att lösa några teoretiska problem.

Dissatisfied students