

Course evaluation report - CEQ, FMSN25

Basic facts

Course name	Valuation of Derivative Assets		
Course code	FMSN25		Study hours according to the curricula
ECTS credits	7.5 hp		Lectures 30 h
Year	202526		Group work 26 h
Study period the course was finished	HT_LP1		Laboratories 8 h
Programme	all		Time with supervisor 0 h
Registrated students	46		Self study time 130 h
Number answers and response rate	5 / 11 %		
Number answers from males	3		
Number answers from females	1		

Since less than 20 students have answered the questionnaire no statistical significance tests have been made.

Summary of questionnaires

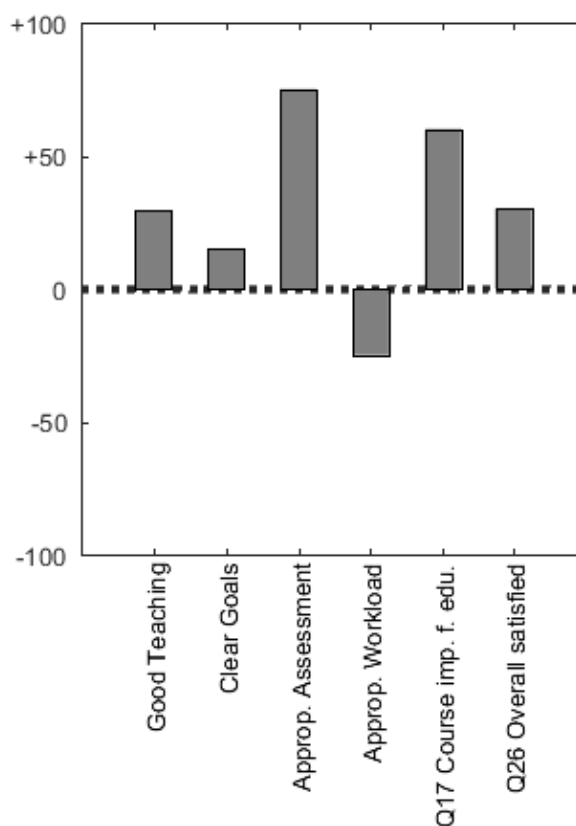
The CEQ-score span between -100 och +100, there -100 means that "I fully disagree to the statement" and +100 "I fully agree to the statement".

Presence at teaching

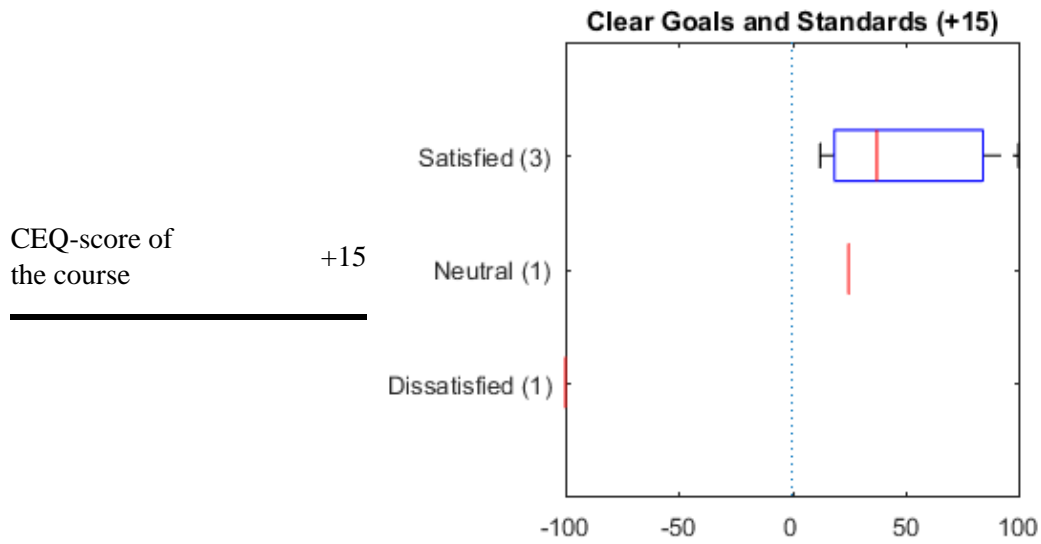
Part of teaching	Number	Share
0 %	0	0 %
20 %	1	20 %
40 %	2	40 %
60 %	0	0 %
80 %	2	40 %
100 %	0	0 %

CEQ-scales & special questions

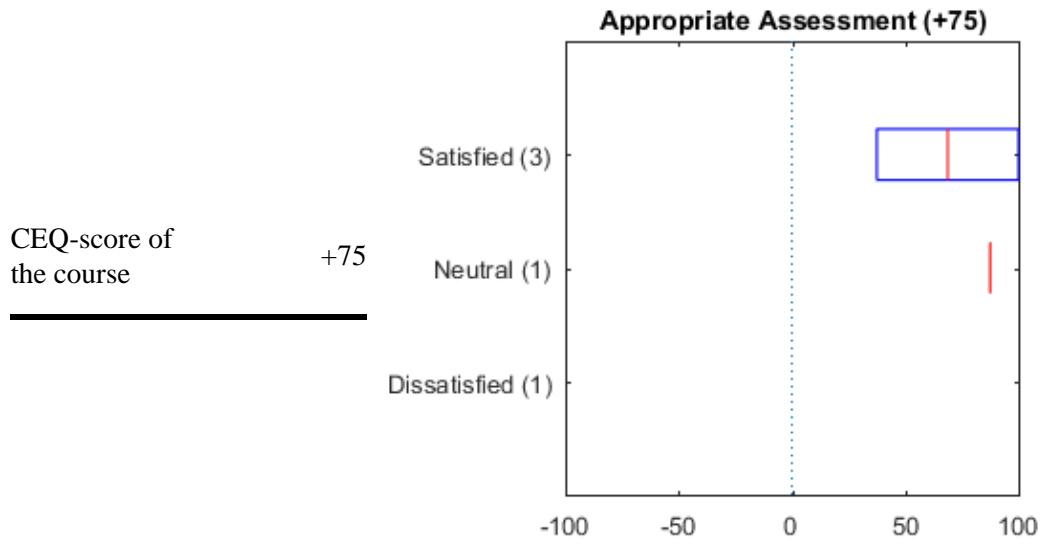
Scale	CEQ-score	StdDev
Good Teaching	+29	48
Clear Goals and Standards	+15	73
Appropriate Assessment	+75	33
Appropriate Workload	-25	34
Generic Skills	+44	35
Special questions		
The course seems important for my edu.	+60	65
Overall, I am satisfied with this course	+30	57



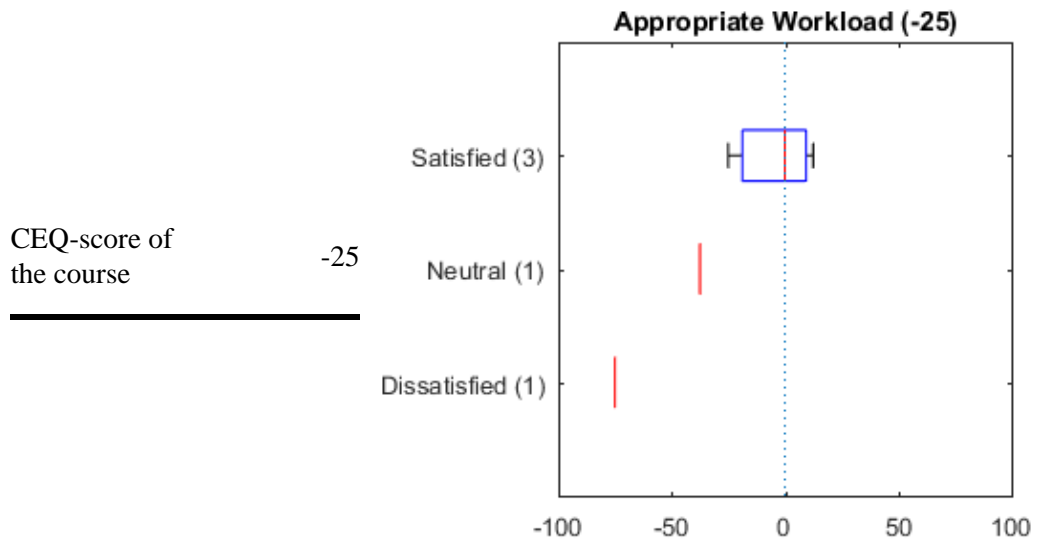
Clear Goals and Standards



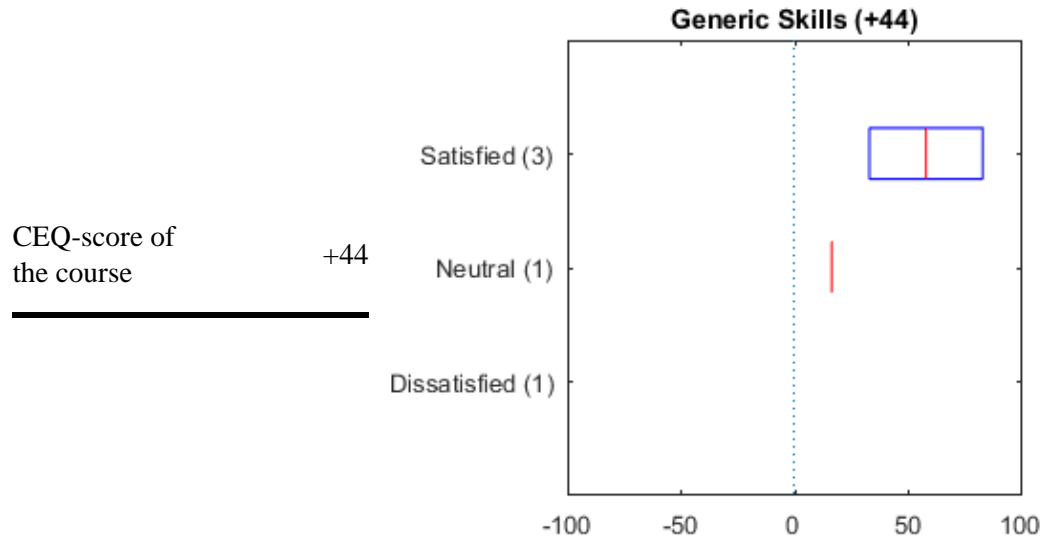
Appropriate Assessment



Appropriate Workload



Generic Skills



Answers to each question

The questions in bold are reverse positive.

Statistical examination between dissatisfied and satisfied has not been done due to at least one of the groups consist of less than five students

Good Teaching (+29)

Question	CEQ-score	Histogram												
3. The teaching has motivated me to do my best	+40	<table border="1"> <thead> <tr> <th>Score</th> <th>Count</th> </tr> </thead> <tbody> <tr><td>-100</td><td>1</td></tr> <tr><td>-50</td><td>0</td></tr> <tr><td>0</td><td>0</td></tr> <tr><td>+50</td><td>2</td></tr> <tr><td>+100</td><td>2</td></tr> </tbody> </table>	Score	Count	-100	1	-50	0	0	0	+50	2	+100	2
Score	Count													
-100	1													
-50	0													
0	0													
+50	2													
+100	2													
7. During the course I have received many valuable comments on my achievements	+0	<table border="1"> <thead> <tr> <th>Score</th> <th>Count</th> </tr> </thead> <tbody> <tr><td>-100</td><td>0</td></tr> <tr><td>-50</td><td>2</td></tr> <tr><td>0</td><td>2</td></tr> <tr><td>+50</td><td>0</td></tr> <tr><td>+100</td><td>1</td></tr> </tbody> </table>	Score	Count	-100	0	-50	2	0	2	+50	0	+100	1
Score	Count													
-100	0													
-50	2													
0	2													
+50	0													
+100	1													
15. The teachers made a real effort to understand the problems and difficulties one might be having in this course	+38	<table border="1"> <thead> <tr> <th>Score</th> <th>Count</th> </tr> </thead> <tbody> <tr><td>-100</td><td>0</td></tr> <tr><td>-50</td><td>0</td></tr> <tr><td>0</td><td>2</td></tr> <tr><td>+50</td><td>1</td></tr> <tr><td>+100</td><td>1</td></tr> </tbody> </table>	Score	Count	-100	0	-50	0	0	2	+50	1	+100	1
Score	Count													
-100	0													
-50	0													
0	2													
+50	1													
+100	1													

Question	CEQ-score	Histogram												
18. The teaching staff normally gave me helpful feedback on the progress of my work	-10	<table border="1"> <tr><th>Score</th><td>-100</td><td>-50</td><td>0</td><td>+50</td><td>+100</td></tr> <tr><th>Count</th><td>0</td><td>3</td><td>1</td><td>0</td><td>1</td></tr> </table>	Score	-100	-50	0	+50	+100	Count	0	3	1	0	1
Score	-100	-50	0	+50	+100									
Count	0	3	1	0	1									
19. My lecturers were extremely good at explaining things	+0	<table border="1"> <tr><th>Score</th><td>-100</td><td>-50</td><td>0</td><td>+50</td><td>+100</td></tr> <tr><th>Count</th><td>1</td><td>0</td><td>3</td><td>0</td><td>1</td></tr> </table>	Score	-100	-50	0	+50	+100	Count	1	0	3	0	1
Score	-100	-50	0	+50	+100									
Count	1	0	3	0	1									
21. The teachers on the course worked hard to make the subject interesting	+30	<table border="1"> <tr><th>Score</th><td>-100</td><td>-50</td><td>0</td><td>+50</td><td>+100</td></tr> <tr><th>Count</th><td>0</td><td>0</td><td>3</td><td>1</td><td>1</td></tr> </table>	Score	-100	-50	0	+50	+100	Count	0	0	3	1	1
Score	-100	-50	0	+50	+100									
Count	0	0	3	1	1									

Clear Goals and Standards (+15)

Question	CEQ-score	Histogram												
1. It was easy to know the standard of work expected	+40	<table border="1"> <tr><th>Score</th><td>-100</td><td>-50</td><td>0</td><td>+50</td><td>+100</td></tr> <tr><th>Count</th><td>1</td><td>0</td><td>0</td><td>2</td><td>2</td></tr> </table>	Score	-100	-50	0	+50	+100	Count	1	0	0	2	2
Score	-100	-50	0	+50	+100									
Count	1	0	0	2	2									
6. I usually had a clear idea of where I was going and what was expected of me in this course	+20	<table border="1"> <tr><th>Score</th><td>-100</td><td>-50</td><td>0</td><td>+50</td><td>+100</td></tr> <tr><th>Count</th><td>1</td><td>0</td><td>1</td><td>2</td><td>1</td></tr> </table>	Score	-100	-50	0	+50	+100	Count	1	0	1	2	1
Score	-100	-50	0	+50	+100									
Count	1	0	1	2	1									

Question	CEQ-score	Histogram
13. It was often hard to discover what was expected of me in this course	+0	<p>A histogram with five bars representing scores from -100 to +100 in increments of 50. Each bar has a frequency of 1. The x-axis is labeled -100, -50, 0, +50, +100. The y-axis is labeled +0.</p>
25. The teachers made it clear right from the start what they expected from the students	+0	<p>A histogram with five bars representing scores from -100 to +100 in increments of 50. Each bar has a frequency of 1. The x-axis is labeled -100, -50, 0, +50, +100. The y-axis is labeled +0.</p>

Appropriate Assessment (+75)

Question	CEQ-score	Histogram
8. To do well in this course all you really needed was a good memory	-60	<p>A histogram with five bars representing scores from -100 to +100 in increments of 50. The frequencies are: -100: 2, -50: 2, 0: 1, +50: 0, +100: 0. The x-axis is labeled -100, -50, 0, +50, +100. The y-axis is labeled -60.</p>
12. The teachers seemed more interested in testing what I had memorised than what I had understood	-50	<p>A histogram with five bars representing scores from -100 to +100 in increments of 50. The frequencies are: -100: 1, -50: 1, 0: 1, +50: 0, +100: 0. The x-axis is labeled -100, -50, 0, +50, +100. The y-axis is labeled -50.</p>
16. The assessment methods employed in this course required an in-depth understanding of the course content	+30	<p>A histogram with five bars representing scores from -100 to +100 in increments of 50. The frequencies are: -100: 1, -50: 0, 0: 1, +50: 1, +100: 2. The x-axis is labeled -100, -50, 0, +50, +100. The y-axis is labeled +30.</p>

Question	CEQ-score	Histogram												
20. Too much of the assessment was just about facts	-80	<table border="1"> <caption>Histogram Data for Question 20</caption> <thead> <tr> <th>Score</th> <th>Count</th> </tr> </thead> <tbody> <tr> <td>-100</td> <td>4</td> </tr> <tr> <td>-50</td> <td>0</td> </tr> <tr> <td>0</td> <td>1</td> </tr> <tr> <td>+50</td> <td>0</td> </tr> <tr> <td>+100</td> <td>0</td> </tr> </tbody> </table>	Score	Count	-100	4	-50	0	0	1	+50	0	+100	0
Score	Count													
-100	4													
-50	0													
0	1													
+50	0													
+100	0													

Appropriate Workload (-25)

Question	CEQ-score	Histogram												
4. The workload has been much too heavy	+10	<table border="1"> <caption>Histogram Data for Question 4</caption> <thead> <tr> <th>Score</th> <th>Count</th> </tr> </thead> <tbody> <tr> <td>-100</td> <td>0</td> </tr> <tr> <td>-50</td> <td>1</td> </tr> <tr> <td>0</td> <td>3</td> </tr> <tr> <td>+50</td> <td>0</td> </tr> <tr> <td>+100</td> <td>1</td> </tr> </tbody> </table>	Score	Count	-100	0	-50	1	0	3	+50	0	+100	1
Score	Count													
-100	0													
-50	1													
0	3													
+50	0													
+100	1													
14. I was generally given enough time to understand the things I had to learn	+20	<table border="1"> <caption>Histogram Data for Question 14</caption> <thead> <tr> <th>Score</th> <th>Count</th> </tr> </thead> <tbody> <tr> <td>-100</td> <td>0</td> </tr> <tr> <td>-50</td> <td>1</td> </tr> <tr> <td>0</td> <td>2</td> </tr> <tr> <td>+50</td> <td>1</td> </tr> <tr> <td>+100</td> <td>1</td> </tr> </tbody> </table>	Score	Count	-100	0	-50	1	0	2	+50	1	+100	1
Score	Count													
-100	0													
-50	1													
0	2													
+50	1													
+100	1													
22. There was a lot of pressure on me as a student in this course	+80	<table border="1"> <caption>Histogram Data for Question 22</caption> <thead> <tr> <th>Score</th> <th>Count</th> </tr> </thead> <tbody> <tr> <td>-100</td> <td>0</td> </tr> <tr> <td>-50</td> <td>0</td> </tr> <tr> <td>0</td> <td>0</td> </tr> <tr> <td>+50</td> <td>2</td> </tr> <tr> <td>+100</td> <td>3</td> </tr> </tbody> </table>	Score	Count	-100	0	-50	0	0	0	+50	2	+100	3
Score	Count													
-100	0													
-50	0													
0	0													
+50	2													
+100	3													
24. The sheer volume of work in this course made it impossible to comprehend everything thoroughly	+30	<table border="1"> <caption>Histogram Data for Question 24</caption> <thead> <tr> <th>Score</th> <th>Count</th> </tr> </thead> <tbody> <tr> <td>-100</td> <td>0</td> </tr> <tr> <td>-50</td> <td>0</td> </tr> <tr> <td>0</td> <td>3</td> </tr> <tr> <td>+50</td> <td>1</td> </tr> <tr> <td>+100</td> <td>1</td> </tr> </tbody> </table>	Score	Count	-100	0	-50	0	0	3	+50	1	+100	1
Score	Count													
-100	0													
-50	0													
0	3													
+50	1													
+100	1													

Generic Skills (+44)

Question	CEQ-score	Histogram												
2. The course has developed my problem-solving skills	+50	<table border="1"> <caption>Histogram Data for Question 2</caption> <thead> <tr> <th>Score</th> <th>Count</th> </tr> </thead> <tbody> <tr><td>-100</td><td>0</td></tr> <tr><td>-50</td><td>0</td></tr> <tr><td>0</td><td>2</td></tr> <tr><td>+50</td><td>1</td></tr> <tr><td>+100</td><td>2</td></tr> </tbody> </table>	Score	Count	-100	0	-50	0	0	2	+50	1	+100	2
Score	Count													
-100	0													
-50	0													
0	2													
+50	1													
+100	2													
5. The course has sharpened my analytic skills	+40	<table border="1"> <caption>Histogram Data for Question 5</caption> <thead> <tr> <th>Score</th> <th>Count</th> </tr> </thead> <tbody> <tr><td>-100</td><td>0</td></tr> <tr><td>-50</td><td>0</td></tr> <tr><td>0</td><td>2</td></tr> <tr><td>+50</td><td>2</td></tr> <tr><td>+100</td><td>1</td></tr> </tbody> </table>	Score	Count	-100	0	-50	0	0	2	+50	2	+100	1
Score	Count													
-100	0													
-50	0													
0	2													
+50	2													
+100	1													
9. The course helped me develop my ability to work in a group	+0	<table border="1"> <caption>Histogram Data for Question 9</caption> <thead> <tr> <th>Score</th> <th>Count</th> </tr> </thead> <tbody> <tr><td>-100</td><td>1</td></tr> <tr><td>-50</td><td>1</td></tr> <tr><td>0</td><td>0</td></tr> <tr><td>+50</td><td>1</td></tr> <tr><td>+100</td><td>1</td></tr> </tbody> </table>	Score	Count	-100	1	-50	1	0	0	+50	1	+100	1
Score	Count													
-100	1													
-50	1													
0	0													
+50	1													
+100	1													
10. The course has made me feel more confident about tackling new and unfamiliar problems	+60	<table border="1"> <caption>Histogram Data for Question 10</caption> <thead> <tr> <th>Score</th> <th>Count</th> </tr> </thead> <tbody> <tr><td>-100</td><td>0</td></tr> <tr><td>-50</td><td>0</td></tr> <tr><td>0</td><td>1</td></tr> <tr><td>+50</td><td>2</td></tr> <tr><td>+100</td><td>2</td></tr> </tbody> </table>	Score	Count	-100	0	-50	0	0	1	+50	2	+100	2
Score	Count													
-100	0													
-50	0													
0	1													
+50	2													
+100	2													
11. The course has improved my skills in written communication	+25	<table border="1"> <caption>Histogram Data for Question 11</caption> <thead> <tr> <th>Score</th> <th>Count</th> </tr> </thead> <tbody> <tr><td>-100</td><td>0</td></tr> <tr><td>-50</td><td>0</td></tr> <tr><td>0</td><td>2</td></tr> <tr><td>+50</td><td>2</td></tr> <tr><td>+100</td><td>0</td></tr> </tbody> </table>	Score	Count	-100	0	-50	0	0	2	+50	2	+100	0
Score	Count													
-100	0													
-50	0													
0	2													
+50	2													
+100	0													
23. The course has helped me to develop the ability to plan my work	+13	<table border="1"> <caption>Histogram Data for Question 23</caption> <thead> <tr> <th>Score</th> <th>Count</th> </tr> </thead> <tbody> <tr><td>-100</td><td>0</td></tr> <tr><td>-50</td><td>1</td></tr> <tr><td>0</td><td>1</td></tr> <tr><td>+50</td><td>2</td></tr> <tr><td>+100</td><td>0</td></tr> </tbody> </table>	Score	Count	-100	0	-50	1	0	1	+50	2	+100	0
Score	Count													
-100	0													
-50	1													
0	1													
+50	2													
+100	0													

Free text answers

The free text answers are pre-reviewed by the students' representatives.

What were the best aspects of the course

Satisfied students

Väldigt bra kurs o Magnus arbete med att koppla till verkliga händelser och göra innehållet intressant genomsyrar hela kursen, vilket gör de delvis tunga innehållet roligt och intressant

Neutral students

Hjälpsamma övningsledare under labbarna

Dissatisfied students

What aspects of the course are most in need of improvement?

Satisfied students

Neutral students

Enligt mig den mest krävande kursen på LTH såhär långt. Att det inte finns lösningar eller svar till de rekommenderade övningsuppgifterna tycker jag är ett stort problem. Uppgifterna är så pass utmanande att iallafall jag inte hade den blekaste uppfattningen om det svar jag hade fått fram var korrekt eller inte och man blev därmed mycket beroende att försöka gå fram lösningar via ChatGPT för att jämföra med sina egna vilket jag inte tycker var toppen.

Dissatisfied students

The course material is very confusing and not coherent at all. Very few of the actual problems in the books are relevant for the problems on the exam. It is generally very hard to understand advanced math solely in powerpoint form. I think that the course would benefit way more from using clearer definitions of the theorems being used rather than just be given concepts in a hand-wavy form.