



**LUND UNIVERSITY**  
Faculty of Science

Centre for Mathematical Sciences  
Division of Mathematics and Numerical  
Analysis

## Course Analysis for NUMN26 Simulation Tools, Spring 2025

### Course Information

**Lecturer:** Claus Führer, Robert Klöfkorn

**Teaching assistants:** None.

**Number of students:**

15 newly registered (29 in total together with FMNN05).

5 students answered the course evaluation.

### Examination

**Project and Oral presentation:** 14 students passed.

**Final grades:**

In all, 14 students have got their final grade: G (Pass). The course grading scale is G and U (Pass or Fail).

### Course Evaluation

**Summary of student's answers:**

See evaluation below.

**Teachers' comments:**

The course consists of

- Lectures (on campus)
- 3 Homeworks to be compiled in a final report
- Exercise sessions

The examination is in form of a project discussion with questions from the teacher. This is usually challenging for the students because as soon as some room for interpretation is left, the students struggle to come up with suggestions on how to fill this void. This clearly shows a lack of independence which this course and it's setup try to train.

**Changes from the previous course realisation:**

Compared to the previous course realisation, what changes have been made and what was the outcome.

**Suggestions for the next course realisation:**

For the next course instance some of the project content might change.

# Course evaluation report - CEQ, FMNN05

## Basic facts

Course name	<b>Simulation Tools</b>		
Course code	FMNN05		
ECTS credits	7.5 hp	<b>Study hours according the curricula</b>	
Year	202425	Lectures	28 h
Study period the course was finished	VT_LP1	Group work	0 h
Programme	all	Laboratories	0 h
Registrated students	29	Time with supervisor	3 h
Number answers and response rate	5 / 17 %	Self study time	169 h
Number answers from males	4		
Number answers from females	1		

Since less than 20 students have answered the questionnaire no statistical significance tests have been made.

## Summary of questionnaires

The CEQ-score span between -100 och +100, there -100 means that "I fully disagree to the statement" and +100 "I fully agree to the statement".

### Presence at teaching

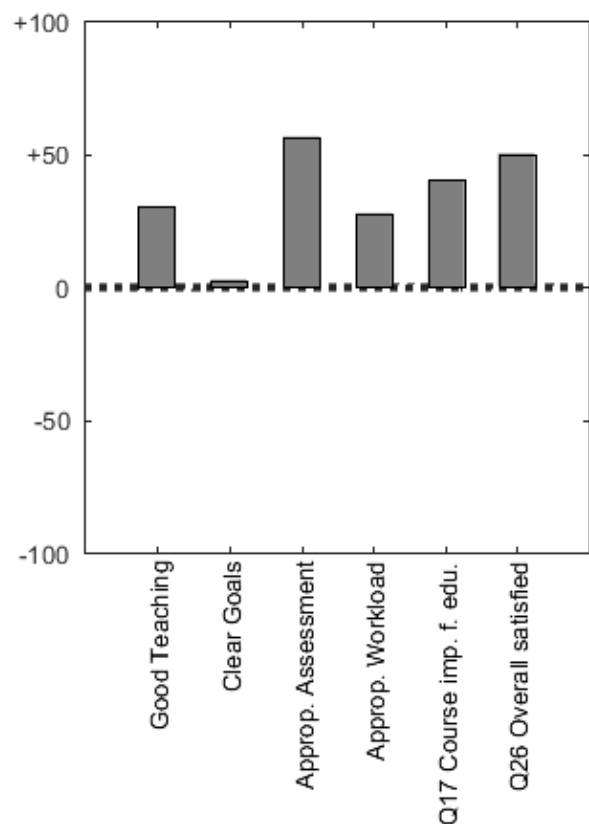
Part of teaching	Number	Share
0 %	0	0 %
20 %	1	20 %
40 %	2	40 %
60 %	0	0 %
80 %	1	20 %
100 %	1	20 %

### CEQ-scales & special questions

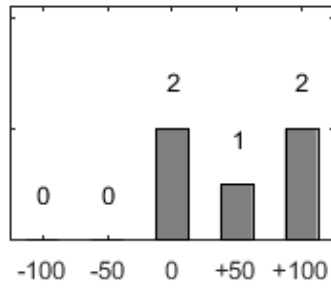
Scale	CEQ-score	StdDev
Good Teaching	+30	37
Clear Goals and Standards	+3	27
Appropriate Assessment	+56	43
Appropriate Workload	+28	22
Generic Skills	+47	32

### Special questions

The course seems important for my edu.	+40	42
Overall, I am satisfied with this course	+50	50



**Distribution of the answers from question 26:**  
**"Overall, I am satisfied with this course"**



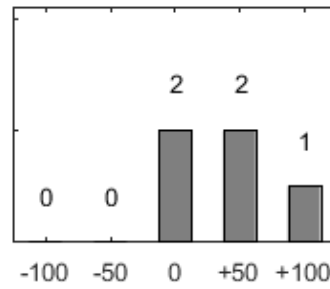
CEQ-score mark Number Share

Dissatisfied (<0)	0	0 %
Neutral (0)	2	40 %
Satisfied (>0)	3	60 %
No answer	0	0 %

Mean of  
CEQ-score +50

Standard  
deviation 50  
(StdDev)

**Distribution of the answers from question 17:**  
**"The course seems important for my education"**



CEQ-score mark Number Share

-100	0	0 %
-50	0	0 %
+0	2	40 %
+50	2	40 %
+100	1	20 %

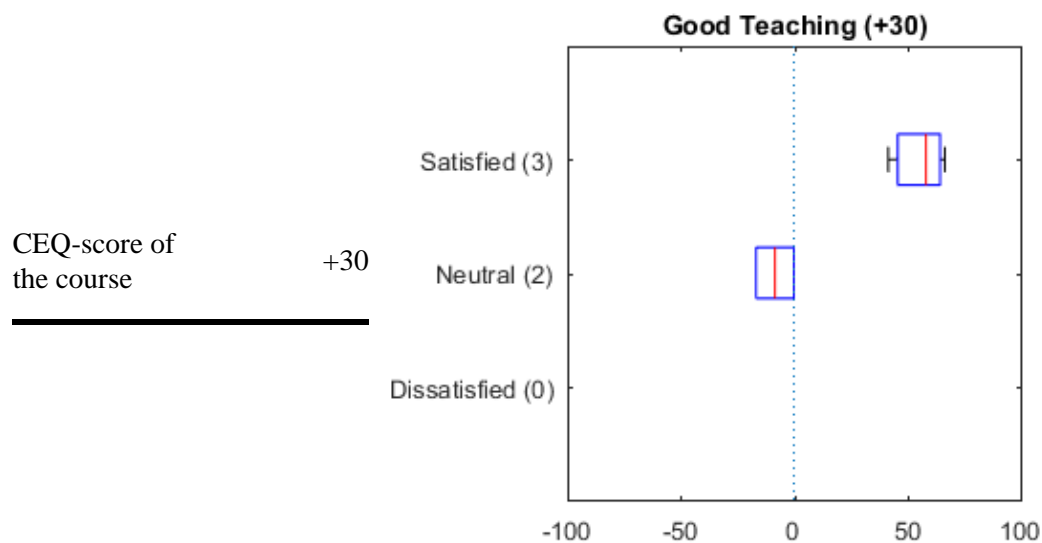
Mean of  
CEQ-score +40

Standard  
deviation 42  
(StdDev)

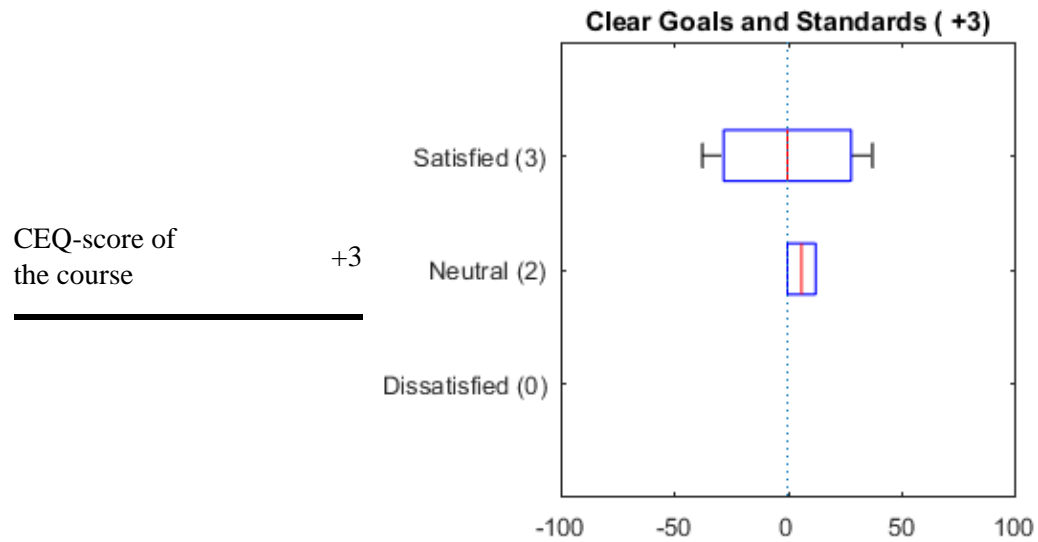
## Summary scales divided on satisfaction

*Statistical examination has not been done due to at least two groups consist of less than five students*

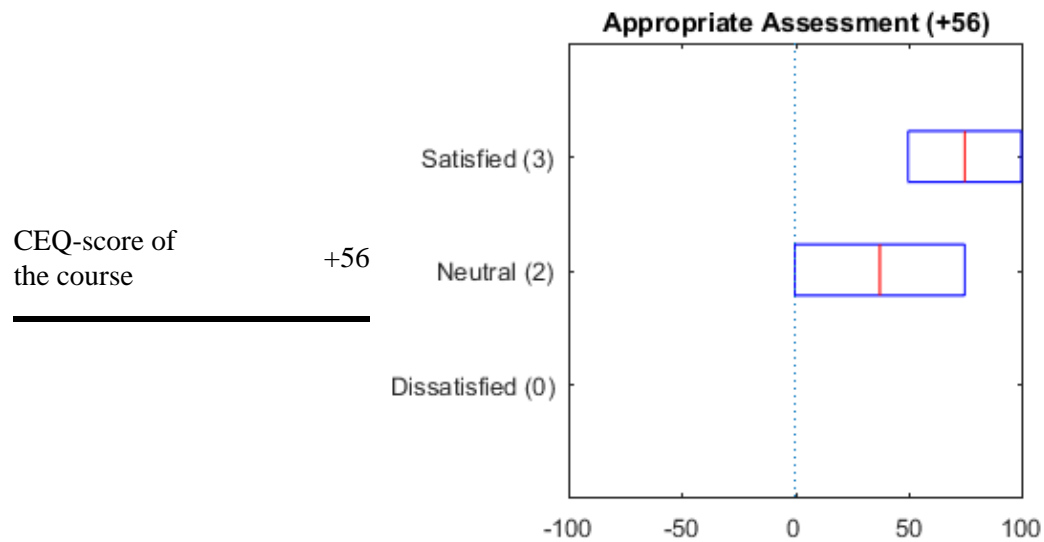
### Good Teaching



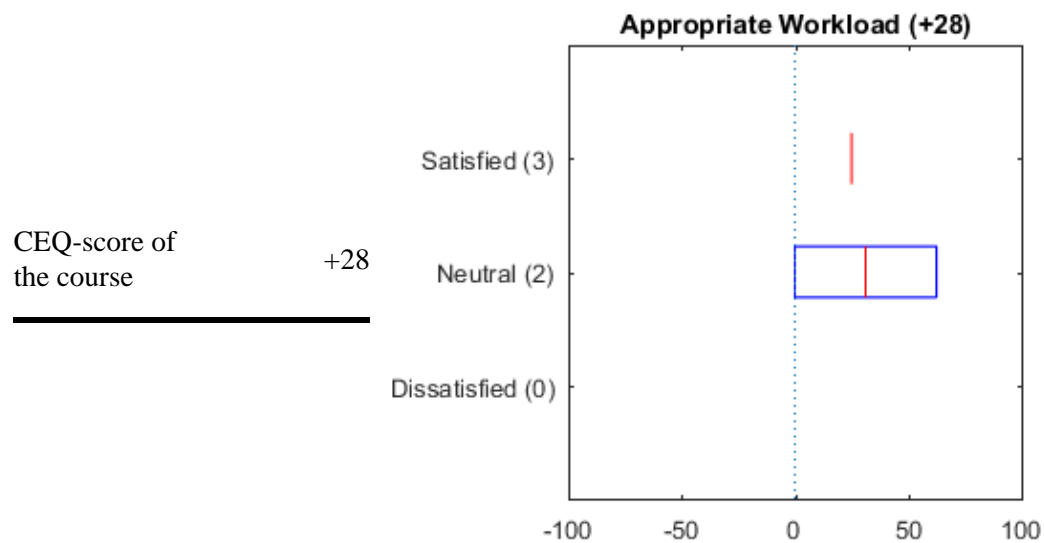
### Clear Goals and Standards



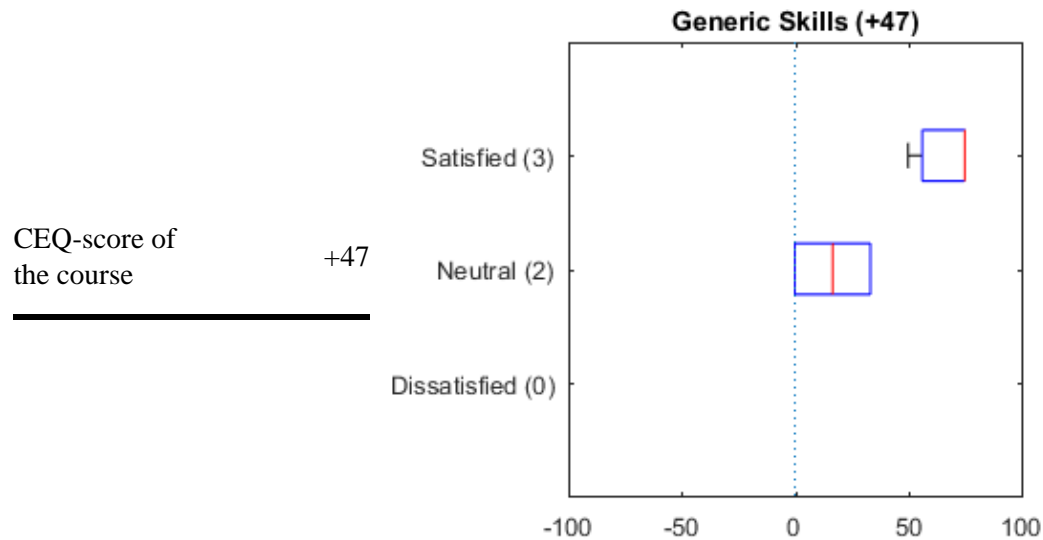
### Appropriate Assessment



### Appropriate Workload



### Generic Skills



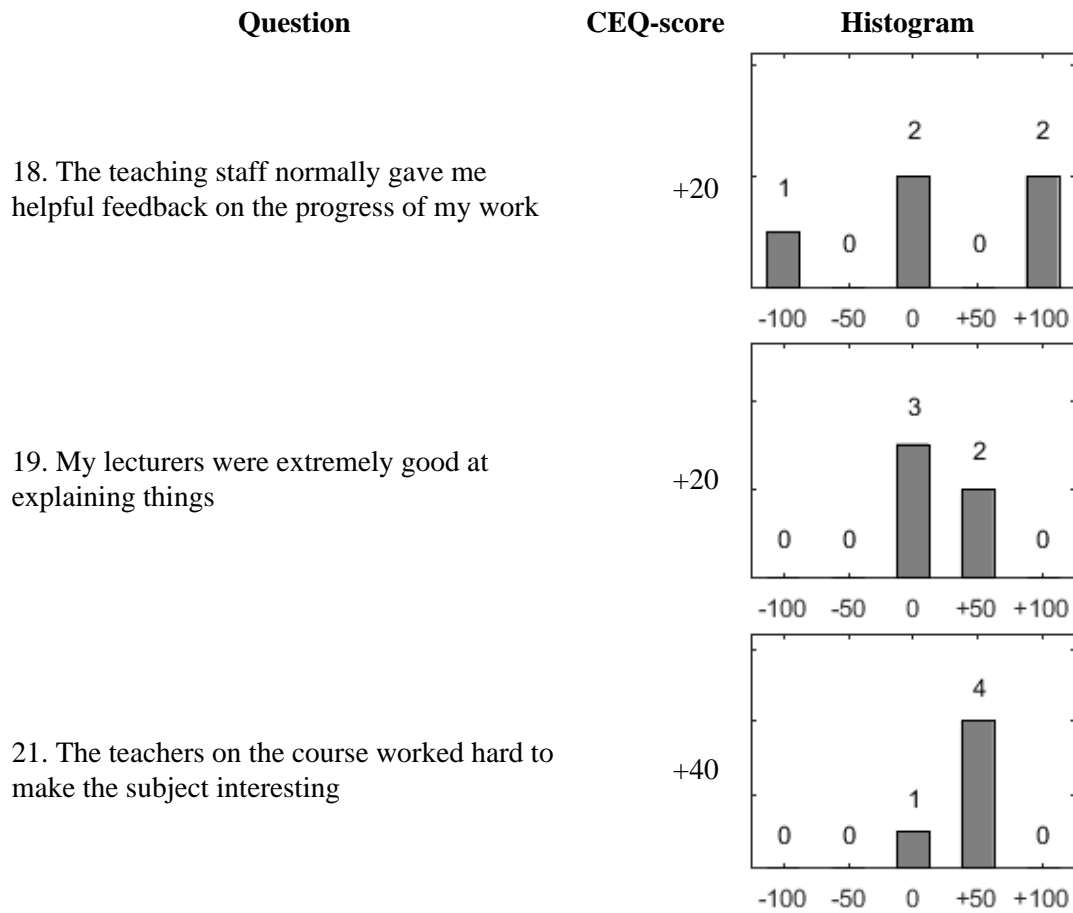
## Answers to each question

*The questions in bold are reverse positive.*

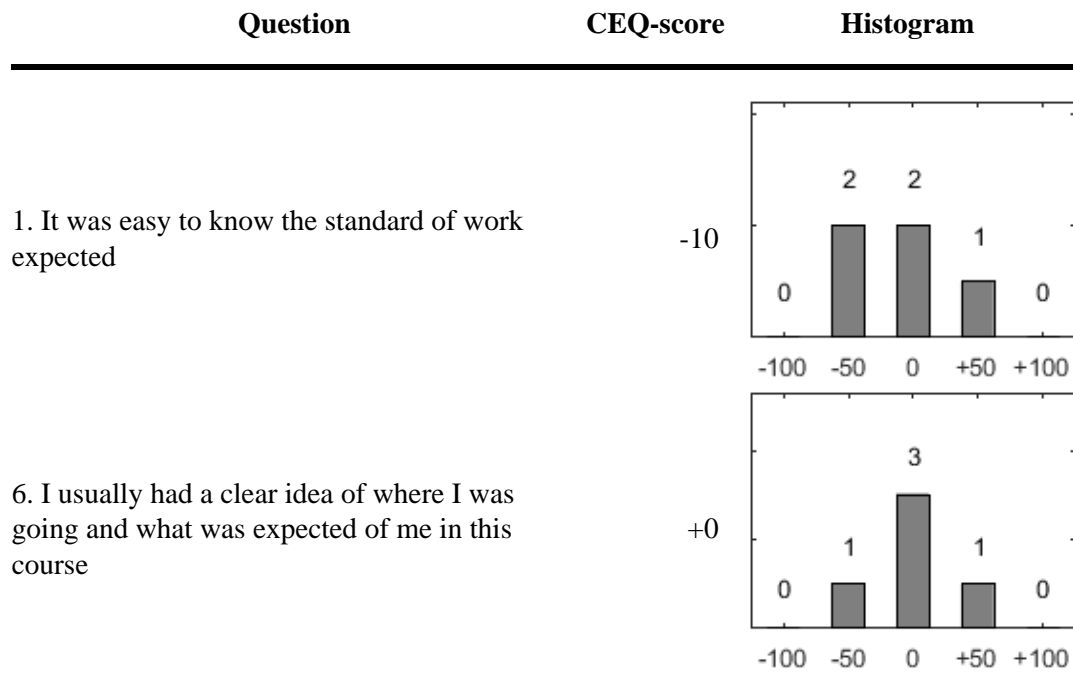
*Statistical examination between dissatisfied and satisfied has not been done due to at least one of the groups consist of less than five students*

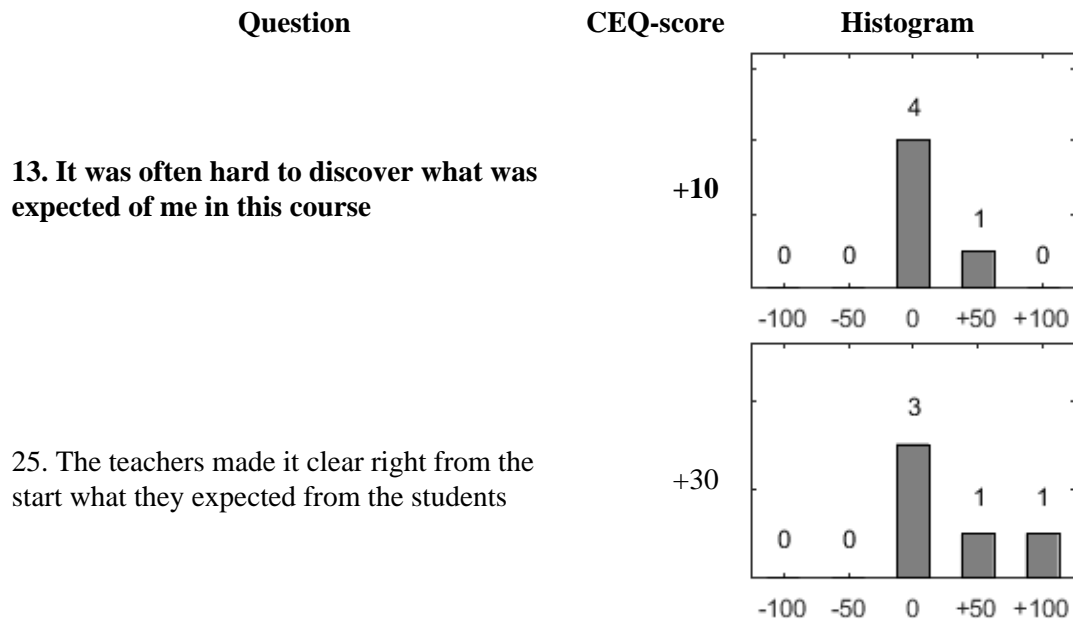
### Good Teaching (+30)

Question	CEQ-score	Histogram
3. The teaching has motivated me to do my best	+50	
7. During the course I have received many valuable comments on my achievements	+0	
15. The teachers made a real effort to understand the problems and difficulties one might be having in this course	+50	

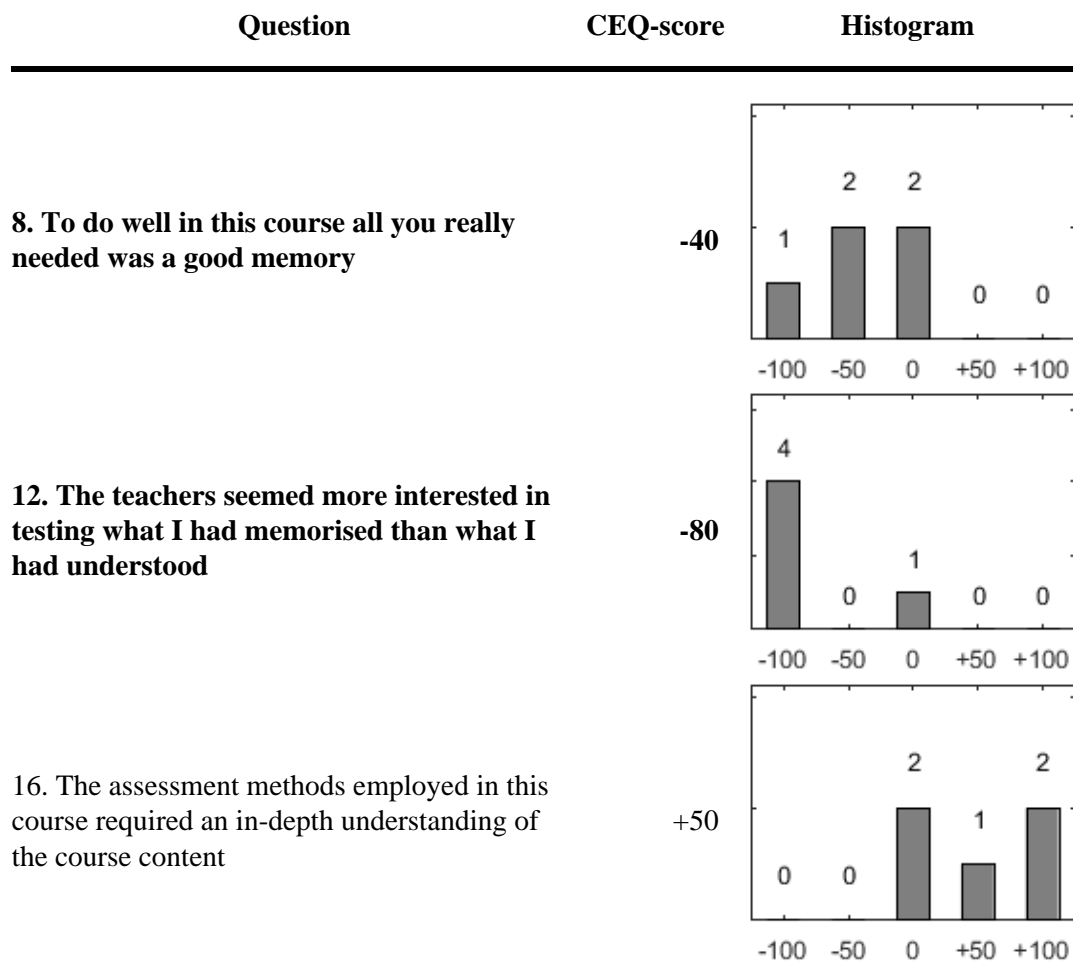


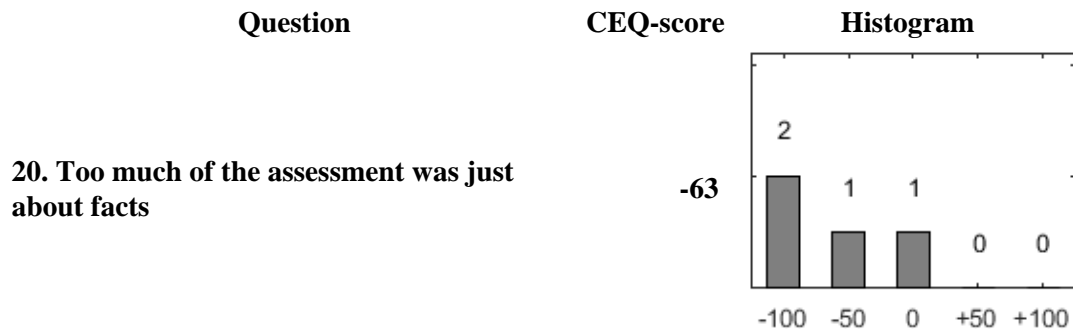
## Clear Goals and Standards ( +3)



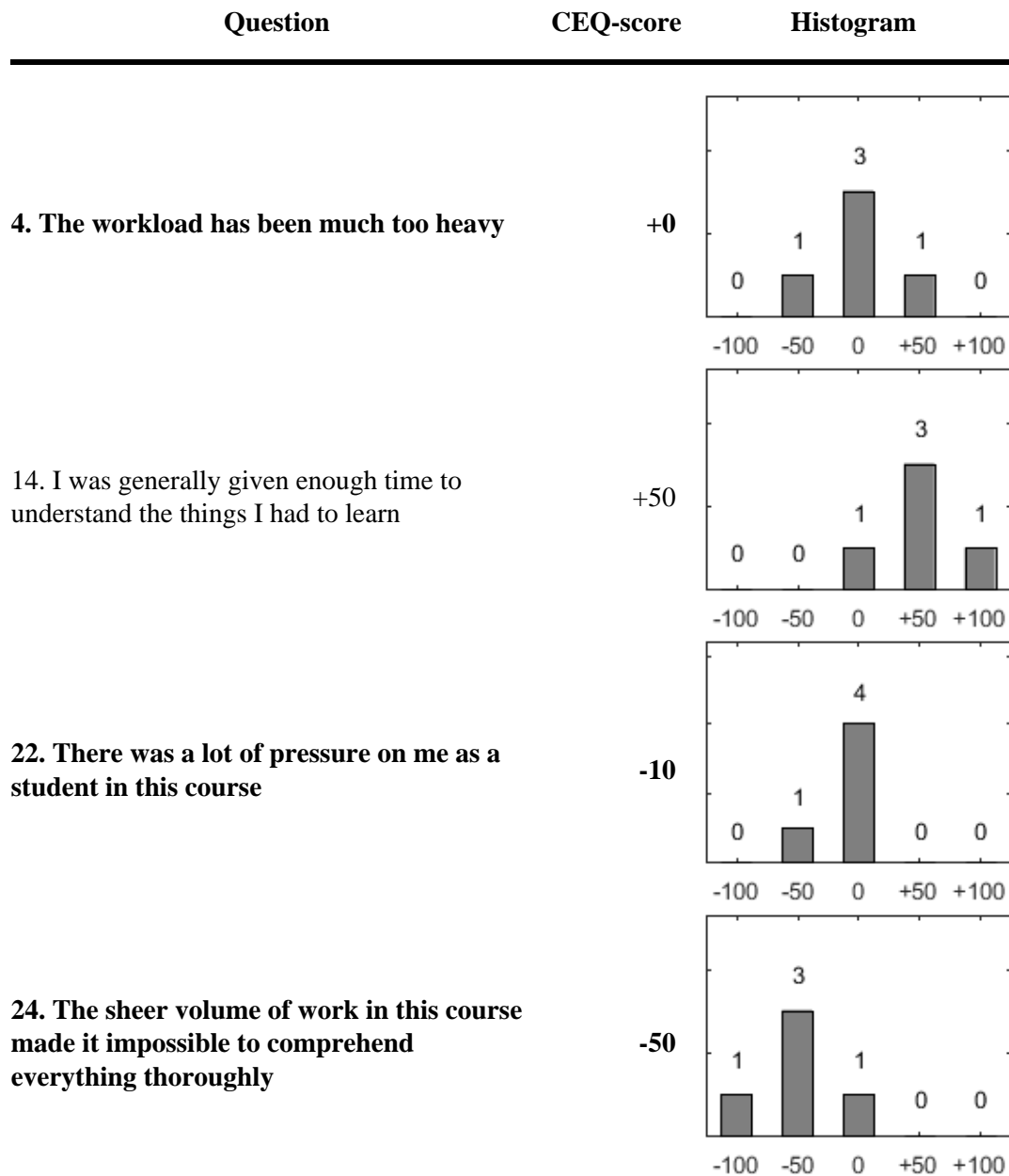


## Appropriate Assessment (+56)





## Appropriate Workload (+28)





**Generic Skills (+47)**

Question	CEQ-score	Histogram												
2. The course has developed my problem-solving skills	+70	<table><tr><th>Score</th><th>Frequency</th></tr><tr><td>-100</td><td>0</td></tr><tr><td>-50</td><td>0</td></tr><tr><td>0</td><td>1</td></tr><tr><td>+50</td><td>1</td></tr><tr><td>+100</td><td>3</td></tr></table>	Score	Frequency	-100	0	-50	0	0	1	+50	1	+100	3
Score	Frequency													
-100	0													
-50	0													
0	1													
+50	1													
+100	3													
5. The course has sharpened my analytic skills	+60	<table><tr><th>Score</th><th>Frequency</th></tr><tr><td>-100</td><td>0</td></tr><tr><td>-50</td><td>0</td></tr><tr><td>0</td><td>1</td></tr><tr><td>+50</td><td>2</td></tr><tr><td>+100</td><td>2</td></tr></table>	Score	Frequency	-100	0	-50	0	0	1	+50	2	+100	2
Score	Frequency													
-100	0													
-50	0													
0	1													
+50	2													
+100	2													
9. The course helped me develop my ability to work in a group	+60	<table><tr><th>Score</th><th>Frequency</th></tr><tr><td>-100</td><td>0</td></tr><tr><td>-50</td><td>0</td></tr><tr><td>0</td><td>2</td></tr><tr><td>+50</td><td>0</td></tr><tr><td>+100</td><td>3</td></tr></table>	Score	Frequency	-100	0	-50	0	0	2	+50	0	+100	3
Score	Frequency													
-100	0													
-50	0													
0	2													
+50	0													
+100	3													
10. The course has made me feel more confident about tackling new and unfamiliar problems	+50	<table><tr><th>Score</th><th>Frequency</th></tr><tr><td>-100</td><td>0</td></tr><tr><td>-50</td><td>0</td></tr><tr><td>0</td><td>1</td></tr><tr><td>+50</td><td>3</td></tr><tr><td>+100</td><td>1</td></tr></table>	Score	Frequency	-100	0	-50	0	0	1	+50	3	+100	1
Score	Frequency													
-100	0													
-50	0													
0	1													
+50	3													
+100	1													
11. The course has improved my skills in written communication	+10	<table><tr><th>Score</th><th>Frequency</th></tr><tr><td>-100</td><td>1</td></tr><tr><td>-50</td><td>0</td></tr><tr><td>0</td><td>1</td></tr><tr><td>+50</td><td>3</td></tr><tr><td>+100</td><td>0</td></tr></table>	Score	Frequency	-100	1	-50	0	0	1	+50	3	+100	0
Score	Frequency													
-100	1													
-50	0													
0	1													
+50	3													
+100	0													
23. The course has helped me to develop the ability to plan my work	+30	<table><tr><th>Score</th><th>Frequency</th></tr><tr><td>-100</td><td>0</td></tr><tr><td>-50</td><td>0</td></tr><tr><td>0</td><td>2</td></tr><tr><td>+50</td><td>3</td></tr><tr><td>+100</td><td>0</td></tr></table>	Score	Frequency	-100	0	-50	0	0	2	+50	3	+100	0
Score	Frequency													
-100	0													
-50	0													
0	2													
+50	3													
+100	0													

## **Free text answers**

*The free text answers are pre-reviewed by the students' representatives.*

### **What were the best aspects of the course**

#### **Satisfied students**

The course content. It put many already learned stuff into a new light.

#### **Neutral students**

#### **Dissatisfied students**

### **What aspects of the course are most in need of improvement?**

#### **Satisfied students**

Check-ins on how the main report goes.

#### **Neutral students**

#### **Dissatisfied students**