



LUND UNIVERSITY
Faculty of Science

Centre for Mathematical Sciences
Division of Mathematics, Faculty of Science

Course Analysis for MATM37 Ordinary Differential Equations II, spring 2024

Course Information

Lecturer: Erik Wahlén

Number of students:

10 newly registered and 1 re-registered

2 students answered the course evaluation, all enrolled in the Master's Programme in Mathematics

Examination

Oral examination: 7 students passed (after two resits).

Written examination: 7 students passed (after two resits).

- Ordinary examination 15/3 2024: 4 students participated and 3 of them passed.
- Resit examination 19/8 2024: 4 students participated and 2 of them passed.
- Resit examination 26/8 2024: 2 students participated and 2 of them passed

Final grades:

In all, 7 students have received their final grade:

2 passed with distinction,

5 passed.

Course Evaluation

Summary of students' answers:

Since only two students participated in the evaluation, one should be very careful in drawing conclusions from the answers. With that said, the students who answered were generally very satisfied with the course. The main suggestion was to only sketch some of the longer proofs and let the students read them in detail on their own.

Teacher's comments:

The course was given on half-speed throughout the first half of the spring semester. There were two lectures and one seminar per week (double hours) where the students (and sometimes the teacher) presented solutions to the homework exercises on the blackboard. The examination consisted of a written exam followed by an oral exam, as well as compulsory written assignment. While 11 students were registered on the course, fewer students followed the course actively until the end. 7 students passed the course.

The course works well as it is. The book is well-written, suited for this group of students and contains good exercises. The comment about the proofs might refer to the section about Liénard equations. I went through the proofs, but would probably skip them in the future since they are quite long and technical. I think it's better to leave this out and have more time for the final chapter on chaotic systems. The number of students was pretty low compared to a few years ago. It would be good to analyze this and see if the course offering in differential equations can be improved.

Changes from the previous course realisation:

I didn't make any major changes compared to the previous realisation.

Suggestions for the next course realisation:

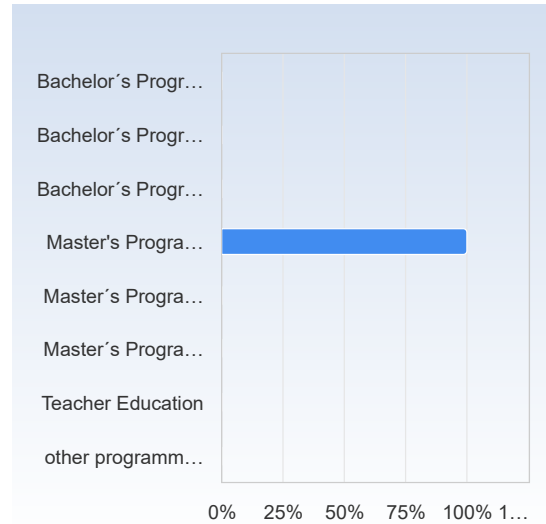
See above under teacher's comments.

MATM37 VT24

Respondents: 14
 Answer Count: 2
 Answer Frequency: 14.29%

I have studied this course as part of

I have studied this course as part of	Number of responses
Bachelor's Programme in Mathematics	0 (0.0%)
Bachelor's Programme in Physics, Theoretical Physics, Astronomy	0 (0.0%)
Bachelor's Programme, other specialization	0 (0.0%)
Master's Programme in Mathematics	2 (100.0%)
Master's Programme in Mathematical Statistics	0 (0.0%)
Master's Programme, other specialization	0 (0.0%)
Teacher Education	0 (0.0%)
other programme or as stand alone course	0 (0.0%)
Total	2 (100.0%)



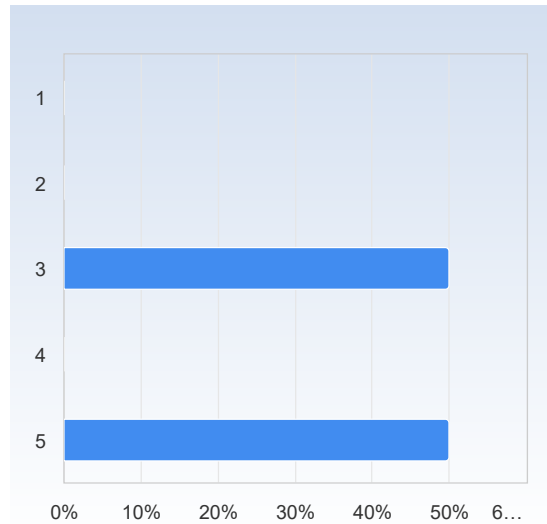
I have studied this course as part of	Mean	Standard Deviation
I have studied this course as part of	4.0	0.0

On the development of generic skills

On a scale 1-5 select the option that best matches your opinion: 1= disagree completely → 3= partly agree → 5= agree completely

The course has increased my ability to read a mathematical text.

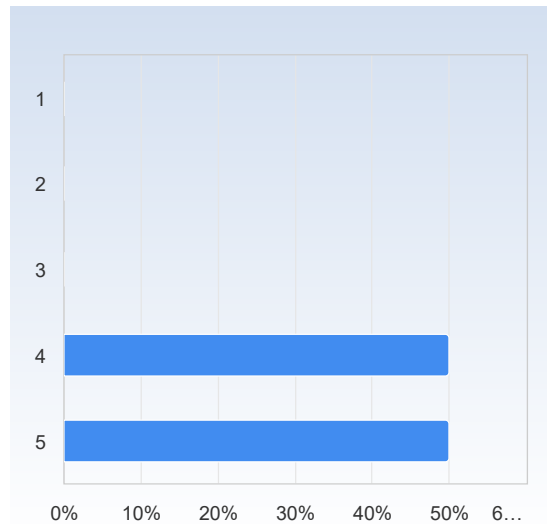
The course has increased my ability to read a mathematical text.	Number of responses
1	0 (0.0%)
2	0 (0.0%)
3	1 (50.0%)
4	0 (0.0%)
5	1 (50.0%)
Total	2 (100.0%)



	Mean	Standard Deviation
The course has increased my ability to read a mathematical text.	4.0	1.4

The course has increased my ability to communicate the subject in writing.

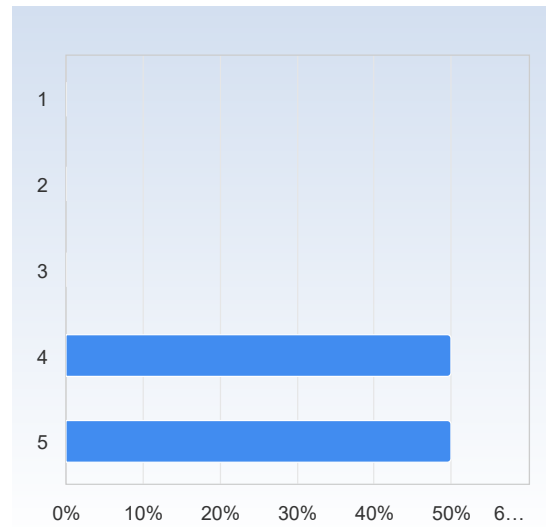
The course has increased my ability to communicate the subject in writing.	Number of responses
1	0 (0.0%)
2	0 (0.0%)
3	0 (0.0%)
4	1 (50.0%)
5	1 (50.0%)
Total	2 (100.0%)



	Mean	Standard Deviation
The course has increased my ability to communicate the subject in writing.	4.5	0.7

The course has increased my ability to communicate the subject orally.

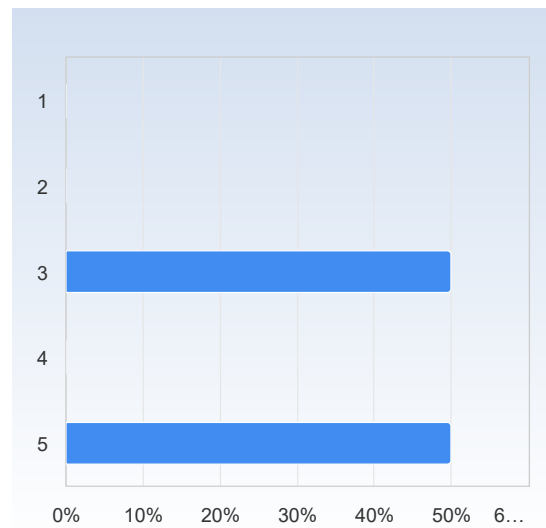
The course has increased my ability to communicate the subject orally.	Number of responses
1	0 (0.0%)
2	0 (0.0%)
3	0 (0.0%)
4	1 (50.0%)
5	1 (50.0%)
Total	2 (100.0%)



	Mean	Standard Deviation
The course has increased my ability to communicate the subject orally.	4.5	0.7

The course has increased my ability to cooperate.

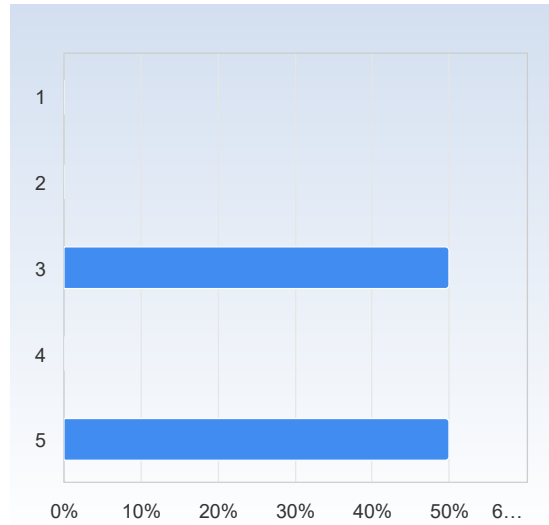
The course has increased my ability to cooperate.	Number of responses
1	0 (0.0%)
2	0 (0.0%)
3	1 (50.0%)
4	0 (0.0%)
5	1 (50.0%)
Total	2 (100.0%)



	Mean	Standard Deviation
The course has increased my ability to cooperate.	4.0	1.4

The course has increased my ability to search and process information.

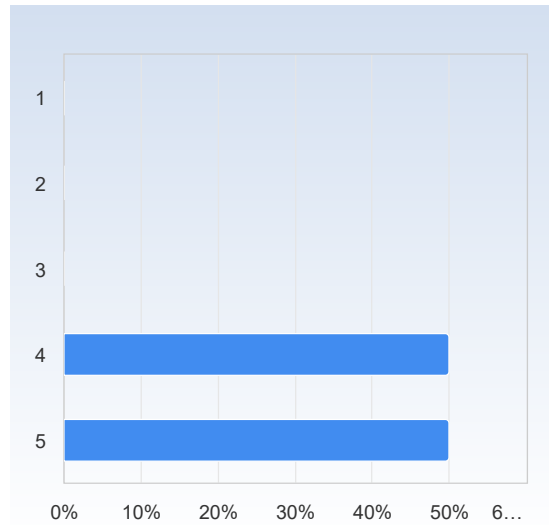
The course has increased my ability to search and process information.	Number of responses
1	0 (0.0%)
2	0 (0.0%)
3	1 (50.0%)
4	0 (0.0%)
5	1 (50.0%)
Total	2 (100.0%)



	Mean	Standard Deviation
The course has increased my ability to search and process information.	4.0	1.4

The course has increased my ability to analyze and solve problems.

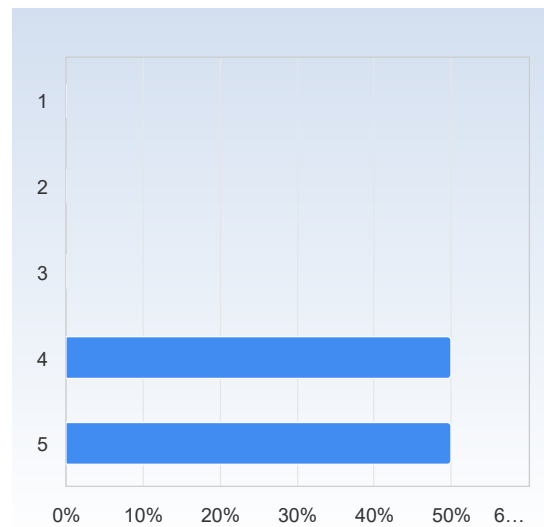
The course has increased my ability to analyze and solve problems.	Number of responses
1	0 (0.0%)
2	0 (0.0%)
3	0 (0.0%)
4	1 (50.0%)
5	1 (50.0%)
Total	2 (100.0%)



	Mean	Standard Deviation
The course has increased my ability to analyze and solve problems.	4.5	0.7

As a result of this course, I feel confident about tackling unfamiliar problems.

As a result of this course, I feel confident about tackling unfamiliar problems.	Number of responses
1	0 (0.0%)
2	0 (0.0%)
3	0 (0.0%)
4	1 (50.0%)
5	1 (50.0%)
Total	2 (100.0%)



	Mean	Standard Deviation
As a result of this course, I feel confident about tackling unfamiliar problems.	4.5	0.7

What did you appreciate most with the course?

What did you appreciate most with the course?

The amount of information available for the student. Lectures notes in pdf, old exams. Even the seminars were given by the same professor which is not very usual. In general, the commitment of the teacher with the course is really admirable.

What do you think should be improved?

What do you think should be improved?

Maybe some long proofs of the course can be given to a further read and focus on the sketch of larger proofs more than make the student get lost easily with them.

Have you during this course experienced course literature, staff or teaching methods to be discriminatory in any way (gender, ethnicity, etc.)?

Have you during this course experienced course literature, staff or teaching methods to be discriminatory in any way (gender, ethnicity, etc.)?

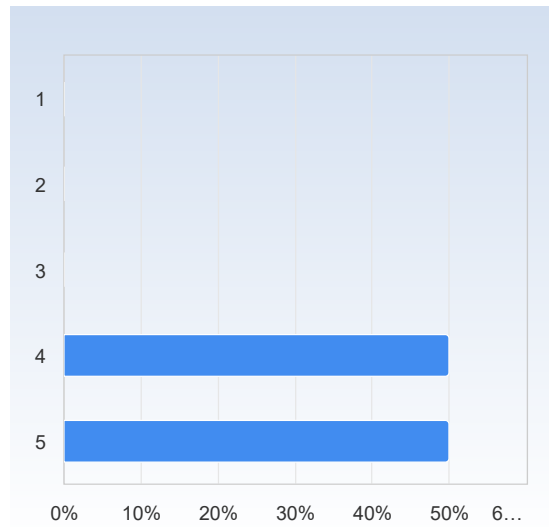
No.

Not at all!

On the scale 1-5 select the option that best matches your opinion: 1= disagree completely → 3= partly agree → 5= agree completely

2. My prior knowledge has been sufficient to assimilate the contents of this course.

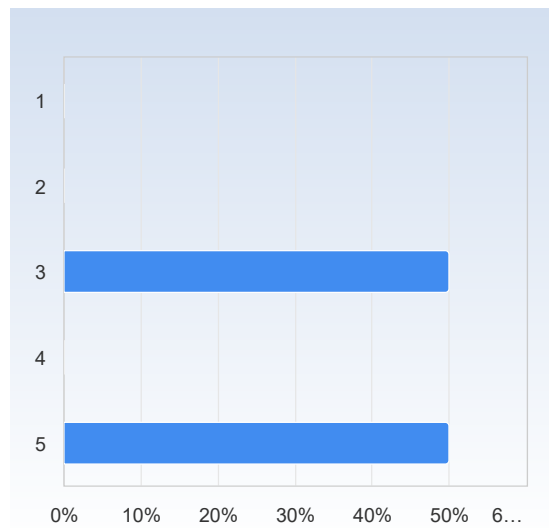
2. My prior knowledge has been sufficient to assimilate the contents of this course.	Number of responses
1	0 (0.0%)
2	0 (0.0%)
3	0 (0.0%)
4	1 (50.0%)
5	1 (50.0%)
Total	2 (100.0%)



2. My prior knowledge has been sufficient to assimilate the contents of this course.	Mean	Standard Deviation
	4.5	0.7

3. I have participated actively in the course.

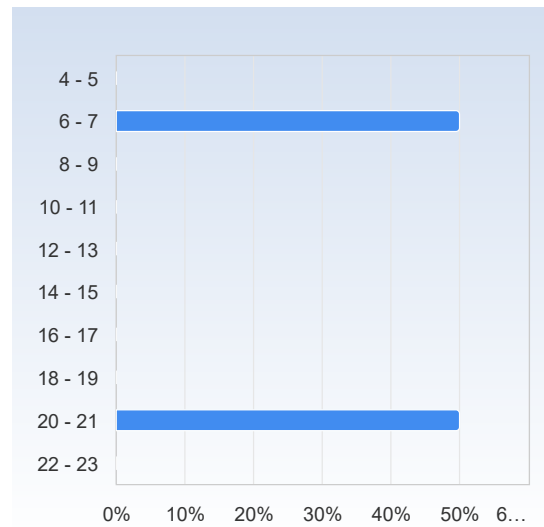
3. I have participated actively in the course.	Number of responses
1	0 (0.0%)
2	0 (0.0%)
3	1 (50.0%)
4	0 (0.0%)
5	1 (50.0%)
Total	2 (100.0%)



3. I have participated actively in the course.	Mean	Standard Deviation
	4.0	1.4

Average number of hours spent in total on the course per week (including scheduled activities):

Average number of hours spent in total on the course per week (including scheduled activities):	Number of responses
4 - 5	0 (0.0%)
6 - 7	1 (50.0%)
8 - 9	0 (0.0%)
10 - 11	0 (0.0%)
12 - 13	0 (0.0%)
14 - 15	0 (0.0%)
16 - 17	0 (0.0%)
18 - 19	0 (0.0%)
20 - 21	1 (50.0%)
22 - 23	0 (0.0%)
Total	2 (100.0%)



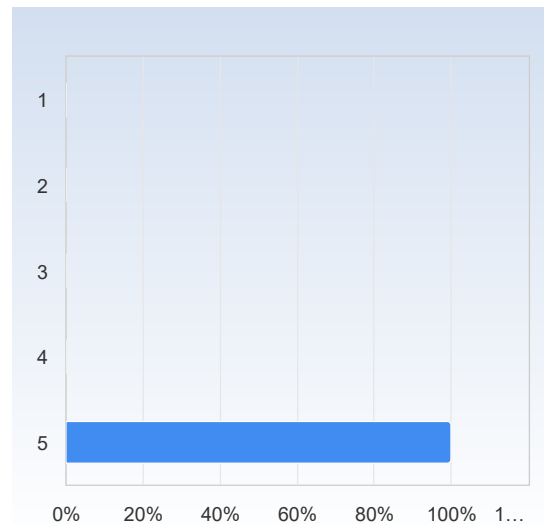
	Mean	Standard Deviation
Average number of hours spent in total on the course per week (including scheduled activities):	13.0	9.9

The course in general

On the scale 1-5 select the option that best matches your opinion: 1= disagree completely → 3= partly agree → 5= agree completely

The way the course was taught and organised suited me.

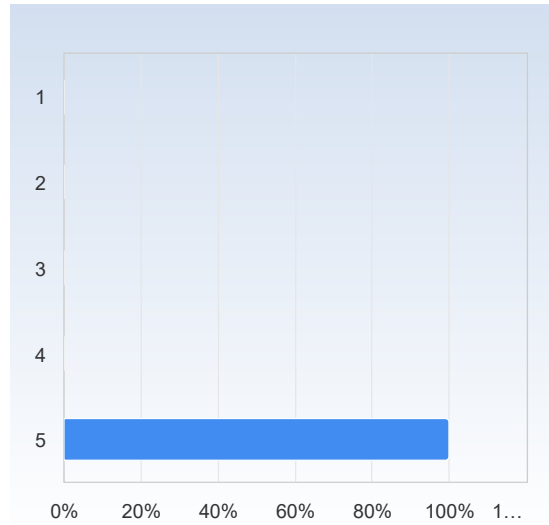
The way the course was taught and organised suited me.	Number of responses
1	0 (0.0%)
2	0 (0.0%)
3	0 (0.0%)
4	0 (0.0%)
5	2 (100.0%)
Total	2 (100.0%)



	Mean	Standard Deviation
The way the course was taught and organised suited me.	5.0	0.0

The number of teacher lead activities (lectures, seminars etc.) has been satisfactory.

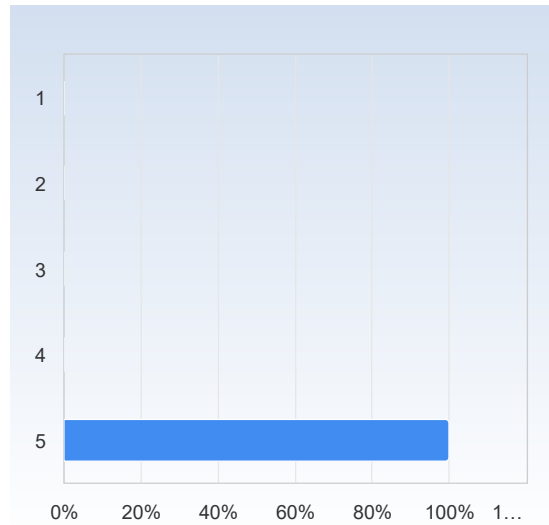
The number of teacher lead activities (lectures, seminars etc.) has been satisfactory.	Number of responses
1	0 (0.0%)
2	0 (0.0%)
3	0 (0.0%)
4	0 (0.0%)
5	2 (100.0%)
Total	2 (100.0%)



	Mean	Standard Deviation
The number of teacher lead activities (lectures, seminars etc.) has been satisfactory.	5.0	0.0

The lectures were valuable for my learning.

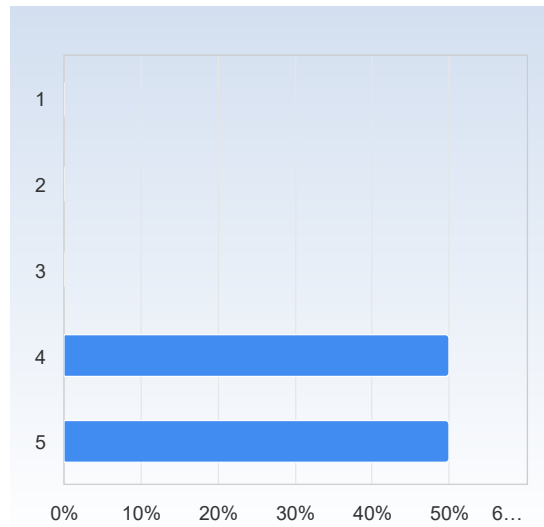
The lectures were valuable for my learning.	Number of responses
1	0 (0.0%)
2	0 (0.0%)
3	0 (0.0%)
4	0 (0.0%)
5	2 (100.0%)
Total	2 (100.0%)



	Mean	Standard Deviation
The lectures were valuable for my learning.	5.0	0.0

The seminars were valuable for my learning.

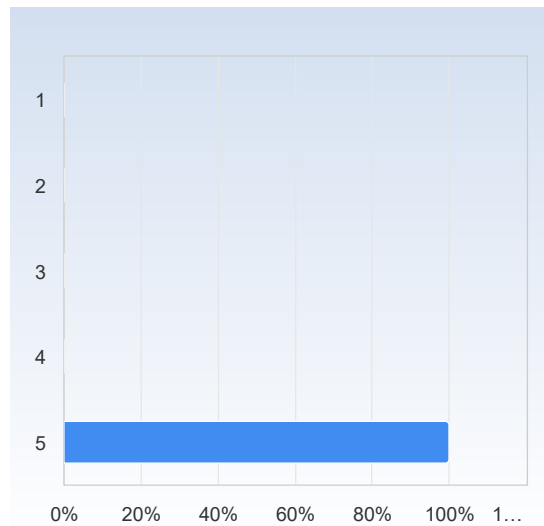
The seminars were valuable for my learning.	Number of responses
1	0 (0.0%)
2	0 (0.0%)
3	0 (0.0%)
4	1 (50.0%)
5	1 (50.0%)
Total	2 (100.0%)



	Mean	Standard Deviation
The seminars were valuable for my learning.	4.5	0.7

Studying on my own was valuable for my learning.

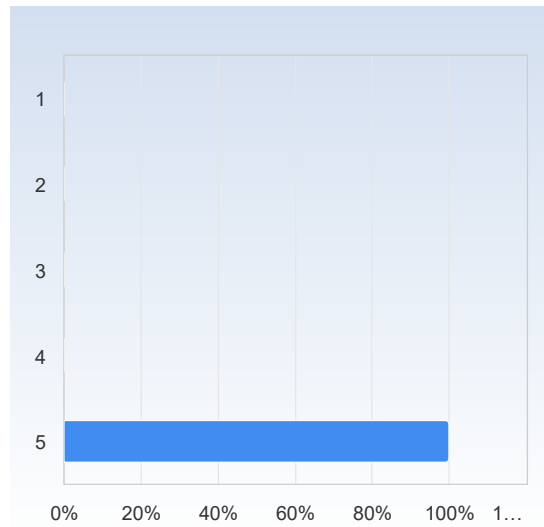
Studying on my own was valuable for my learning.	Number of responses
1	0 (0.0%)
2	0 (0.0%)
3	0 (0.0%)
4	0 (0.0%)
5	2 (100.0%)
Total	2 (100.0%)



	Mean	Standard Deviation
Studying on my own was valuable for my learning.	5.0	0.0

The course literature/material was a valuable learning resource.

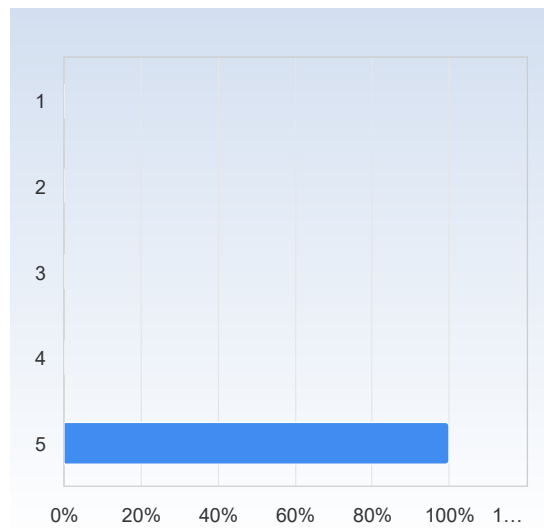
The course literature/material was a valuable learning resource.	Number of responses
1	0 (0.0%)
2	0 (0.0%)
3	0 (0.0%)
4	0 (0.0%)
5	2 (100.0%)
Total	2 (100.0%)



	Mean	Standard Deviation
The course literature/material was a valuable learning resource.	5.0	0.0

The information I received before the course start was satisfactory.

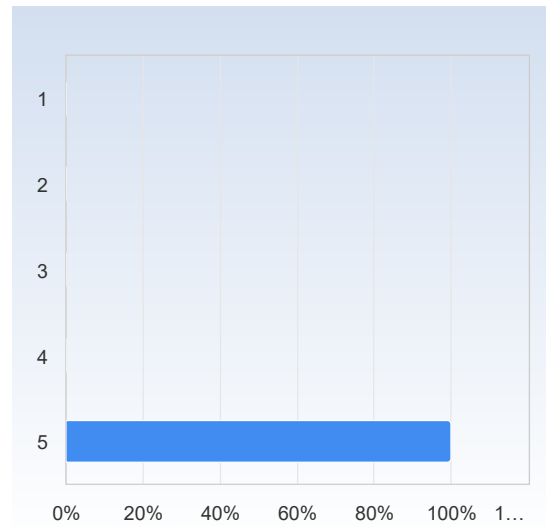
The information I received before the course start was satisfactory.	Number of responses
1	0 (0.0%)
2	0 (0.0%)
3	0 (0.0%)
4	0 (0.0%)
5	2 (100.0%)
Total	2 (100.0%)



	Mean	Standard Deviation
The information I received before the course start was satisfactory.	5.0	0.0

The communication with the teaching staff during the course was good.

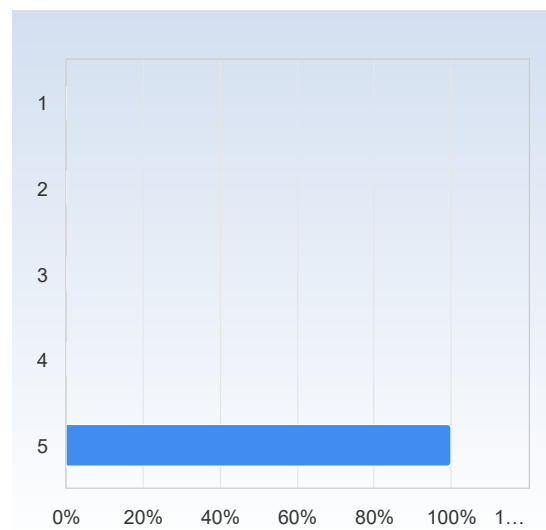
The communication with the teaching staff during the course was good.	Number of responses
1	0 (0.0%)
2	0 (0.0%)
3	0 (0.0%)
4	0 (0.0%)
5	2 (100.0%)
Total	2 (100.0%)



	Mean	Standard Deviation
The communication with the teaching staff during the course was good.	5.0	0.0

It was clear throughout the course what was expected of me.

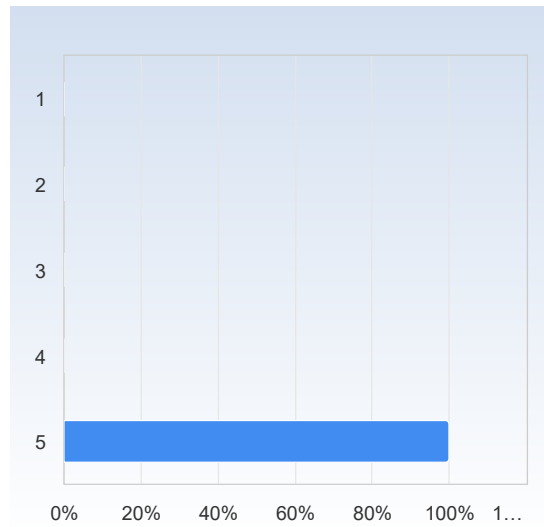
It was clear throughout the course what was expected of me.	Number of responses
1	0 (0.0%)
2	0 (0.0%)
3	0 (0.0%)
4	0 (0.0%)
5	2 (100.0%)
Total	2 (100.0%)



	Mean	Standard Deviation
It was clear throughout the course what was expected of me.	5.0	0.0

I have received valuable feedback from my teacher/teachers during the course.

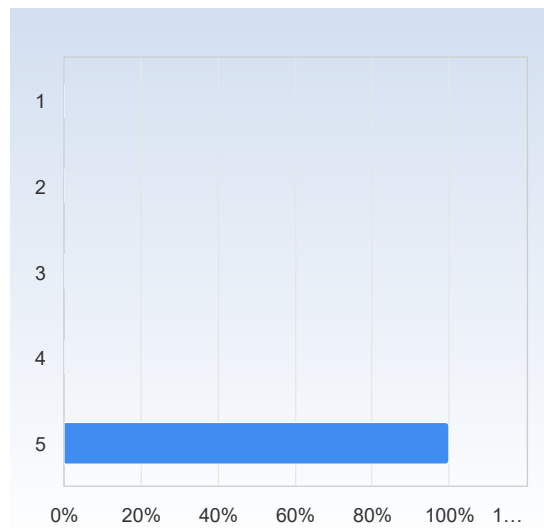
I have received valuable feedback from my teacher /teachers during the course.	Number of responses
1	0 (0.0%)
2	0 (0.0%)
3	0 (0.0%)
4	0 (0.0%)
5	2 (100.0%)
Total	2 (100.0%)



	Mean	Standard Deviation
I have received valuable feedback from my teacher/teachers during the course.	5.0	0.0

The course had a reasonable workload.

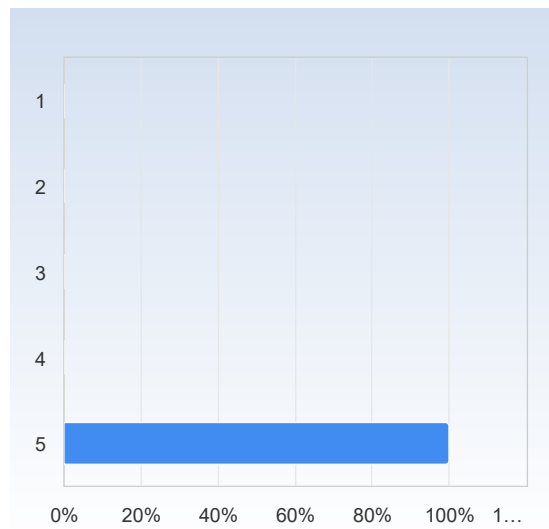
The course had a reasonable workload.	Number of responses
1	0 (0.0%)
2	0 (0.0%)
3	0 (0.0%)
4	0 (0.0%)
5	2 (100.0%)
Total	2 (100.0%)



	Mean	Standard Deviation
The course had a reasonable workload.	5.0	0.0

The workload was evenly distributed throughout the course.

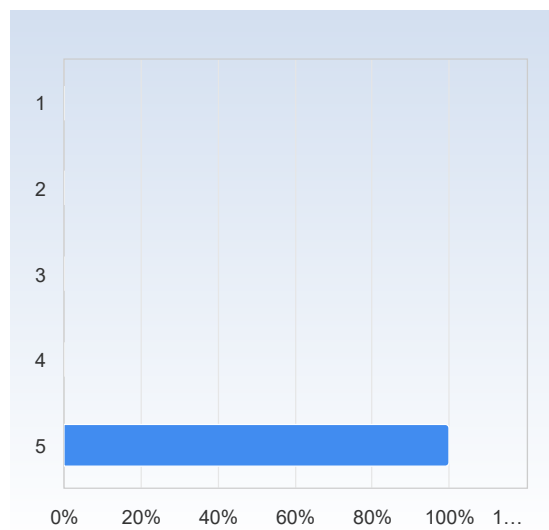
The workload was evenly distributed throughout the course.	Number of responses
1	0 (0.0%)
2	0 (0.0%)
3	0 (0.0%)
4	0 (0.0%)
5	2 (100.0%)
Total	2 (100.0%)



	Mean	Standard Deviation
The workload was evenly distributed throughout the course.	5.0	0.0

The examination matched the contents and level of the course.

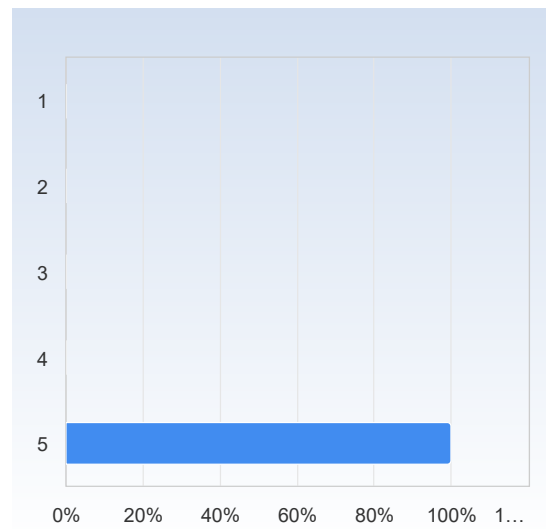
The examination matched the contents and level of the course.	Number of responses
1	0 (0.0%)
2	0 (0.0%)
3	0 (0.0%)
4	0 (0.0%)
5	2 (100.0%)
Total	2 (100.0%)



	Mean	Standard Deviation
The examination matched the contents and level of the course.	5.0	0.0

Overall, I am satisfied with the course.

Overall, I am satisfied with the course.	Number of responses
1	0 (0.0%)
2	0 (0.0%)
3	0 (0.0%)
4	0 (0.0%)
5	2 (100.0%)
Total	2 (100.0%)



	Mean	Standard Deviation
Overall, I am satisfied with the course.	5.0	0.0