

# Course evaluation report - CEQ, FMNN05

## Basic facts

Course name	<b>Simulation Tools</b>		
Course code	FMNN05		<b>Study hours according to the curricula</b>
ECTS credits	7.5 hp		Lectures 28 h
Year	202223		Group work 0 h
Study period the course was finished	VT_LP1		Laboratories 0 h
Programme	all		Time with supervisor 3 h
Registrated students	7		Self study time 169 h
Number answers and response rate	3 / 43 %		
Number answers from males	3		
Number answers from females	0		

Since less than 20 students have answered the questionnaire no statistical significance tests have been made.

## Summary of questionnaires

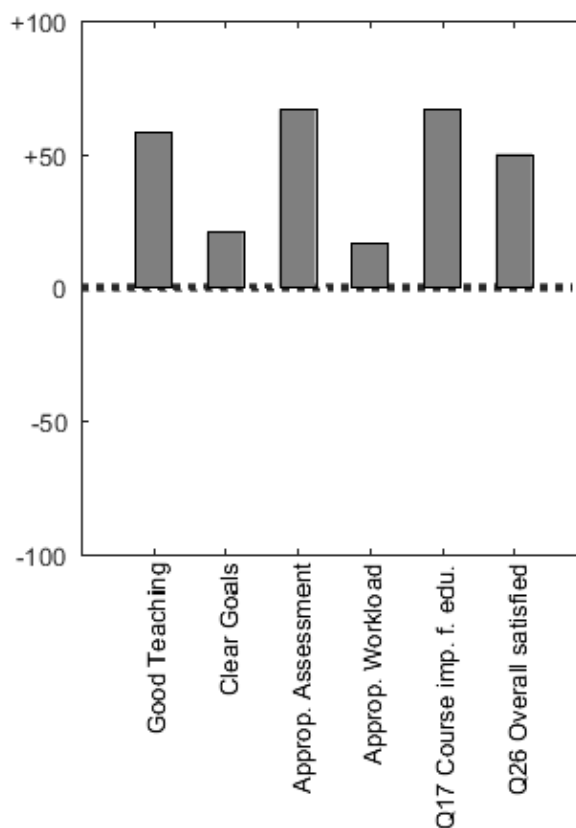
The CEQ-score span between -100 och +100, there -100 means that "I fully disagree to the statement" and +100 "I fully agree to the statement".

### Presence at teaching

Part of teaching	Number	Share
0 %	0	0 %
20 %	0	0 %
40 %	0	0 %
60 %	0	0 %
80 %	0	0 %
100 %	3	100 %

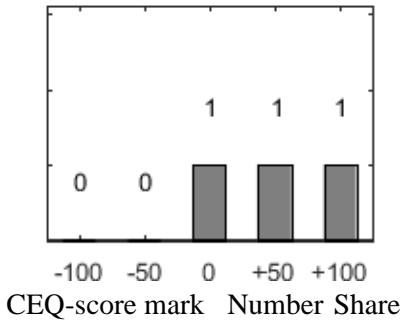
### CEQ-scales & special questions

Scale	CEQ-score	StdDev
Good Teaching	+58	22
Clear Goals and Standards	+21	26
Appropriate Assessment	+67	31
Appropriate Workload	+17	19
Generic Skills	+31	29
<b>Special questions</b>		
The course seems important for my edu.	+67	58
Overall, I am satisfied with this course	+50	50



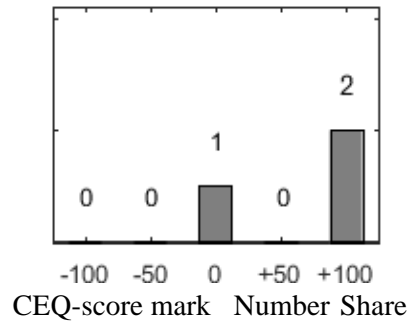
**Distribution of the answers from question 26: "Overall, I am satisfied with this course"**

**Distribution of the answers from question 17: "The course seems important for my education"**



Dissatisfied (<0)	0	0 %
Neutral (0)	1	33 %
Satisfied (>0)	2	67 %
No answer	0	0 %

Mean of CEQ-score	+50
Standard deviation (StdDev)	50



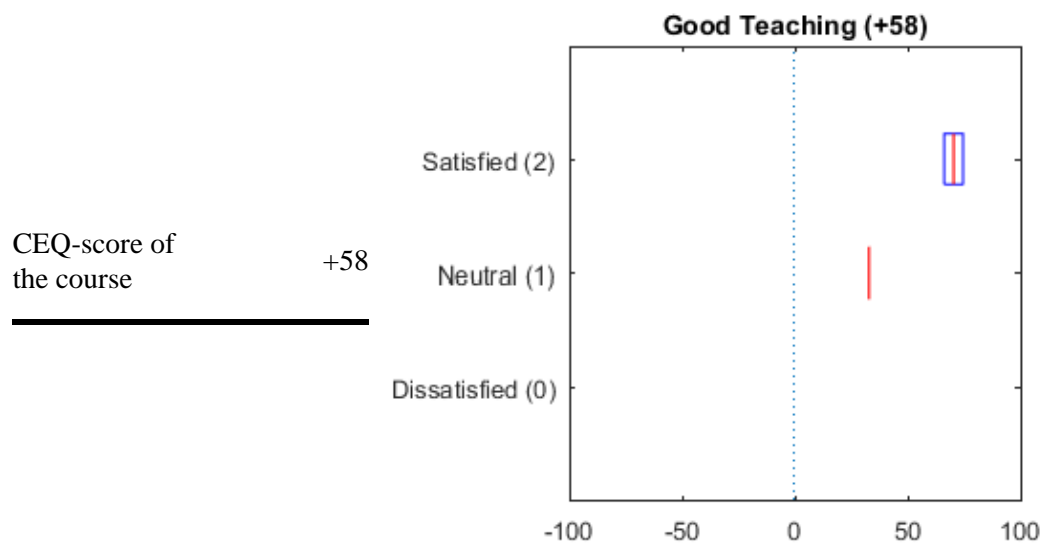
-100	0	0 %
-50	0	0 %
+0	1	33 %
+50	0	0 %
+100	2	67 %

Mean of CEQ-score	+67
Standard deviation (StdDev)	58

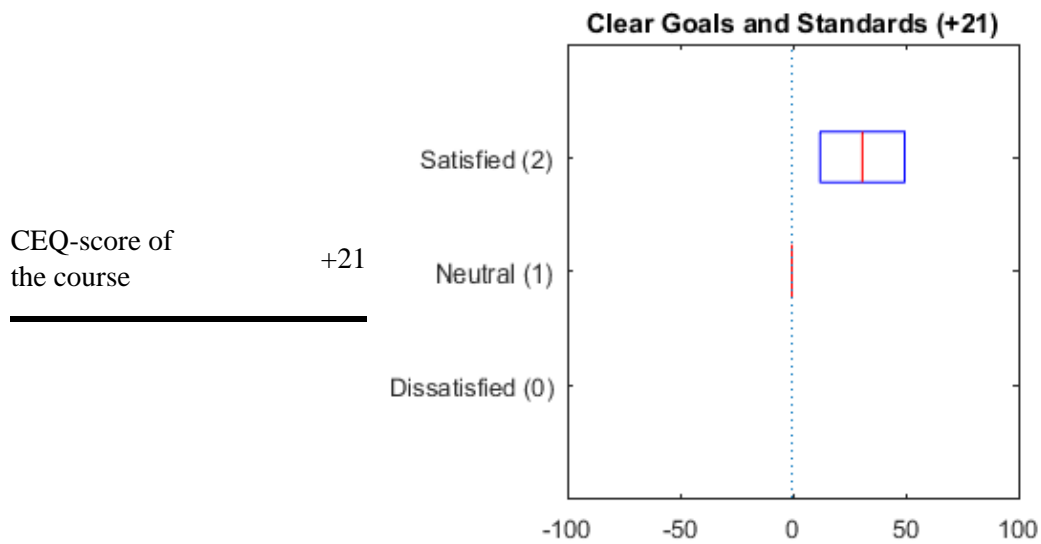
**Summary scales divided on satisfaction**

Statistical examination has not been done due to at least two groups consist of less than five students

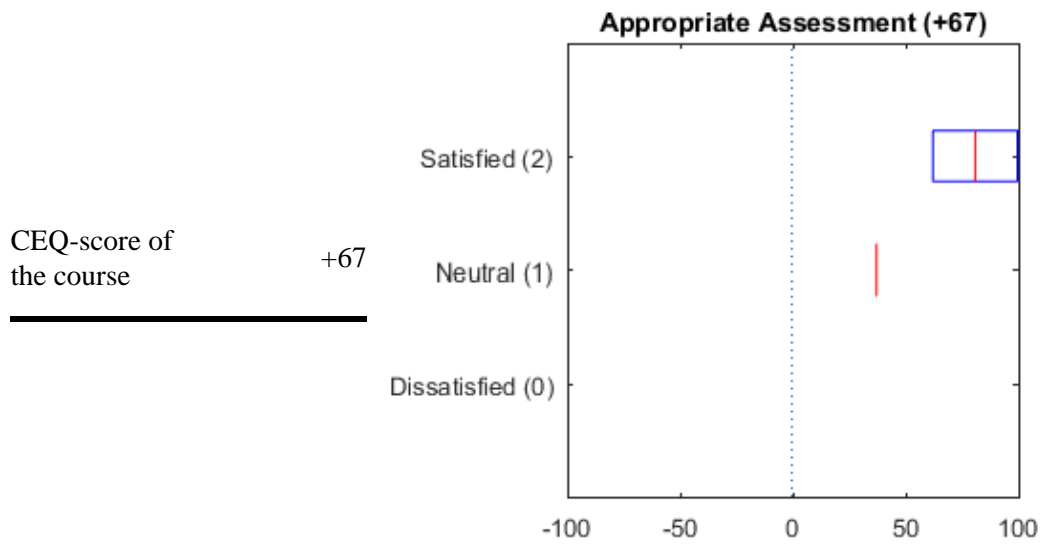
**Good Teaching**



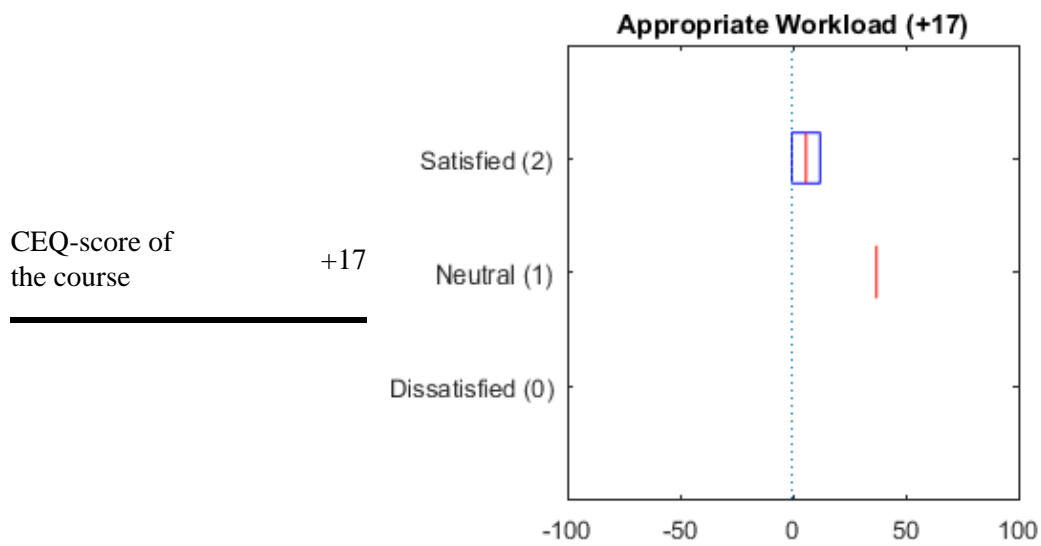
### Clear Goals and Standards



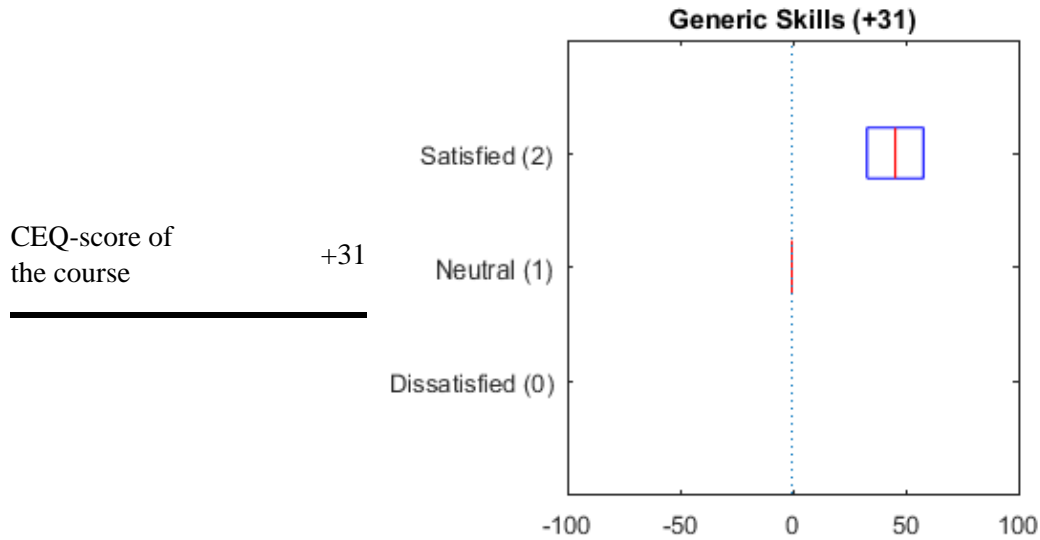
### Appropriate Assessment



### Appropriate Workload



**Generic Skills**



**Answers to each question**

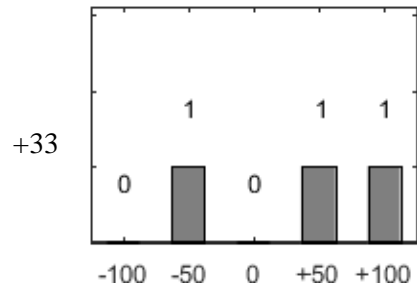
*The questions in bold are reverse positive.*

*Statistical examination between dissatisfied and satisfied has not been done due to at least one of the groups consist of less than five students*

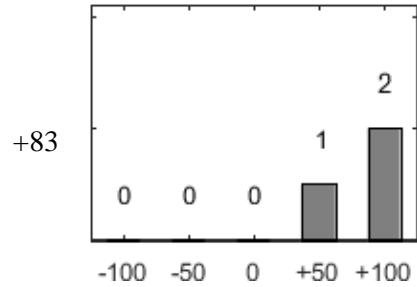
**Good Teaching (+58)**

Question	CEQ-score	Histogram												
3. The teaching has motivated me to do my best	+67	<table border="1"> <thead> <tr> <th>Score</th> <th>Count</th> </tr> </thead> <tbody> <tr><td>-100</td><td>0</td></tr> <tr><td>-50</td><td>0</td></tr> <tr><td>0</td><td>0</td></tr> <tr><td>+50</td><td>2</td></tr> <tr><td>+100</td><td>1</td></tr> </tbody> </table>	Score	Count	-100	0	-50	0	0	0	+50	2	+100	1
Score	Count													
-100	0													
-50	0													
0	0													
+50	2													
+100	1													
7. During the course I have received many valuable comments on my achievements	+33	<table border="1"> <thead> <tr> <th>Score</th> <th>Count</th> </tr> </thead> <tbody> <tr><td>-100</td><td>0</td></tr> <tr><td>-50</td><td>0</td></tr> <tr><td>0</td><td>1</td></tr> <tr><td>+50</td><td>2</td></tr> <tr><td>+100</td><td>0</td></tr> </tbody> </table>	Score	Count	-100	0	-50	0	0	1	+50	2	+100	0
Score	Count													
-100	0													
-50	0													
0	1													
+50	2													
+100	0													
15. The teachers made a real effort to understand the problems and difficulties one might be having in this course	+67	<table border="1"> <thead> <tr> <th>Score</th> <th>Count</th> </tr> </thead> <tbody> <tr><td>-100</td><td>0</td></tr> <tr><td>-50</td><td>0</td></tr> <tr><td>0</td><td>0</td></tr> <tr><td>+50</td><td>2</td></tr> <tr><td>+100</td><td>1</td></tr> </tbody> </table>	Score	Count	-100	0	-50	0	0	0	+50	2	+100	1
Score	Count													
-100	0													
-50	0													
0	0													
+50	2													
+100	1													

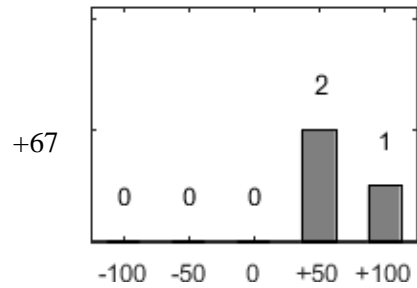
18. The teaching staff normally gave me helpful feedback on the progress of my work



19. My lecturers were extremely good at explaining things



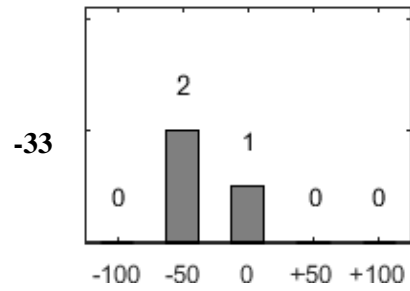
21. The teachers on the course worked hard to make the subject interesting



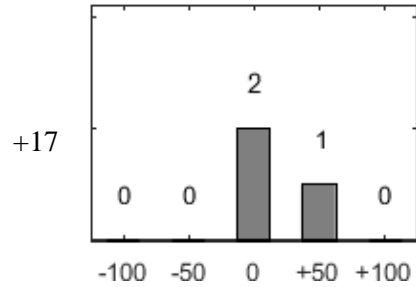
### Clear Goals and Standards (+21)

Question	CEQ-score	Histogram												
1. It was easy to know the standard of work expected	+17	<table border="1"> <thead> <tr> <th>Score</th> <th>Count</th> </tr> </thead> <tbody> <tr> <td>-100</td> <td>0</td> </tr> <tr> <td>-50</td> <td>0</td> </tr> <tr> <td>0</td> <td>2</td> </tr> <tr> <td>+50</td> <td>1</td> </tr> <tr> <td>+100</td> <td>0</td> </tr> </tbody> </table>	Score	Count	-100	0	-50	0	0	2	+50	1	+100	0
Score	Count													
-100	0													
-50	0													
0	2													
+50	1													
+100	0													
6. I usually had a clear idea of where I was going and what was expected of me in this course	+17	<table border="1"> <thead> <tr> <th>Score</th> <th>Count</th> </tr> </thead> <tbody> <tr> <td>-100</td> <td>0</td> </tr> <tr> <td>-50</td> <td>0</td> </tr> <tr> <td>0</td> <td>2</td> </tr> <tr> <td>+50</td> <td>1</td> </tr> <tr> <td>+100</td> <td>0</td> </tr> </tbody> </table>	Score	Count	-100	0	-50	0	0	2	+50	1	+100	0
Score	Count													
-100	0													
-50	0													
0	2													
+50	1													
+100	0													

**13. It was often hard to discover what was expected of me in this course**



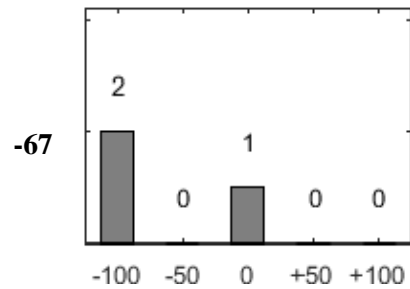
**25. The teachers made it clear right from the start what they expected from the students**



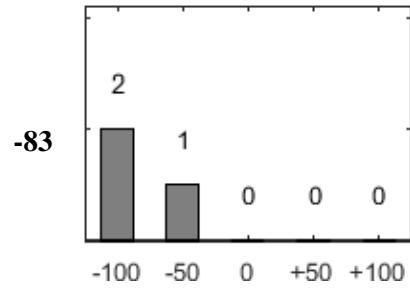
**Appropriate Assessment (+67)**

Question	CEQ-score	Histogram
----------	-----------	-----------

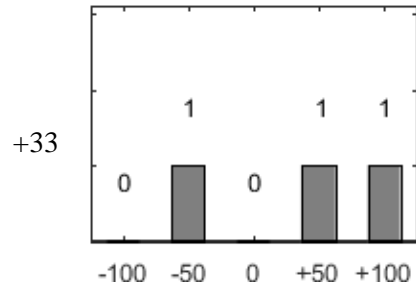
**8. To do well in this course all you really needed was a good memory**



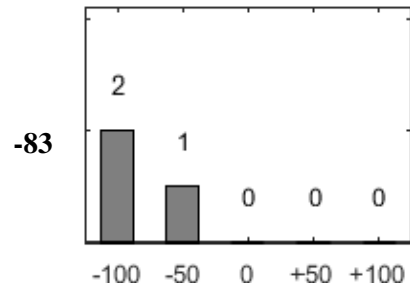
**12. The teachers seemed more interested in testing what I had memorised than what I had understood**



**16. The assessment methods employed in this course required an in-depth understanding of the course content**



**20. Too much of the assessment was just about facts**



**Appropriate Workload (+17)**

Question	CEQ-score	Histogram												
<b>4. The workload has been much too heavy</b>	-33	<table border="1"> <thead> <tr> <th>Score</th> <th>Count</th> </tr> </thead> <tbody> <tr> <td>-100</td> <td>1</td> </tr> <tr> <td>-50</td> <td>0</td> </tr> <tr> <td>0</td> <td>2</td> </tr> <tr> <td>+50</td> <td>0</td> </tr> <tr> <td>+100</td> <td>0</td> </tr> </tbody> </table>	Score	Count	-100	1	-50	0	0	2	+50	0	+100	0
Score	Count													
-100	1													
-50	0													
0	2													
+50	0													
+100	0													
14. I was generally given enough time to understand the things I had to learn	+0	<table border="1"> <thead> <tr> <th>Score</th> <th>Count</th> </tr> </thead> <tbody> <tr> <td>-100</td> <td>0</td> </tr> <tr> <td>-50</td> <td>1</td> </tr> <tr> <td>0</td> <td>1</td> </tr> <tr> <td>+50</td> <td>1</td> </tr> <tr> <td>+100</td> <td>0</td> </tr> </tbody> </table>	Score	Count	-100	0	-50	1	0	1	+50	1	+100	0
Score	Count													
-100	0													
-50	1													
0	1													
+50	1													
+100	0													
<b>22. There was a lot of pressure on me as a student in this course</b>	-17	<table border="1"> <thead> <tr> <th>Score</th> <th>Count</th> </tr> </thead> <tbody> <tr> <td>-100</td> <td>0</td> </tr> <tr> <td>-50</td> <td>1</td> </tr> <tr> <td>0</td> <td>2</td> </tr> <tr> <td>+50</td> <td>0</td> </tr> <tr> <td>+100</td> <td>0</td> </tr> </tbody> </table>	Score	Count	-100	0	-50	1	0	2	+50	0	+100	0
Score	Count													
-100	0													
-50	1													
0	2													
+50	0													
+100	0													
<b>24. The sheer volume of work in this course made it impossible to comprehend everything thoroughly</b>	-17	<table border="1"> <thead> <tr> <th>Score</th> <th>Count</th> </tr> </thead> <tbody> <tr> <td>-100</td> <td>0</td> </tr> <tr> <td>-50</td> <td>1</td> </tr> <tr> <td>0</td> <td>2</td> </tr> <tr> <td>+50</td> <td>0</td> </tr> <tr> <td>+100</td> <td>0</td> </tr> </tbody> </table>	Score	Count	-100	0	-50	1	0	2	+50	0	+100	0
Score	Count													
-100	0													
-50	1													
0	2													
+50	0													
+100	0													

## Generic Skills (+31)

Question	CEQ-score	Histogram												
2. The course has developed my problem-solving skills	+67	<table border="1"> <tr><th>Score</th><td>-100</td><td>-50</td><td>0</td><td>+50</td><td>+100</td></tr> <tr><th>Count</th><td>0</td><td>0</td><td>1</td><td>0</td><td>2</td></tr> </table>	Score	-100	-50	0	+50	+100	Count	0	0	1	0	2
Score	-100	-50	0	+50	+100									
Count	0	0	1	0	2									
5. The course has sharpened my analytic skills	+33	<table border="1"> <tr><th>Score</th><td>-100</td><td>-50</td><td>0</td><td>+50</td><td>+100</td></tr> <tr><th>Count</th><td>0</td><td>0</td><td>1</td><td>2</td><td>0</td></tr> </table>	Score	-100	-50	0	+50	+100	Count	0	0	1	2	0
Score	-100	-50	0	+50	+100									
Count	0	0	1	2	0									
9. The course helped me develop my ability to work in a group	+0	<table border="1"> <tr><th>Score</th><td>-100</td><td>-50</td><td>0</td><td>+50</td><td>+100</td></tr> <tr><th>Count</th><td>0</td><td>1</td><td>1</td><td>1</td><td>0</td></tr> </table>	Score	-100	-50	0	+50	+100	Count	0	1	1	1	0
Score	-100	-50	0	+50	+100									
Count	0	1	1	1	0									
10. The course has made me feel more confident about tackling new and unfamiliar problems	+67	<table border="1"> <tr><th>Score</th><td>-100</td><td>-50</td><td>0</td><td>+50</td><td>+100</td></tr> <tr><th>Count</th><td>0</td><td>0</td><td>1</td><td>0</td><td>2</td></tr> </table>	Score	-100	-50	0	+50	+100	Count	0	0	1	0	2
Score	-100	-50	0	+50	+100									
Count	0	0	1	0	2									
11. The course has improved my skills in written communication	+0	<table border="1"> <tr><th>Score</th><td>-100</td><td>-50</td><td>0</td><td>+50</td><td>+100</td></tr> <tr><th>Count</th><td>0</td><td>1</td><td>1</td><td>1</td><td>0</td></tr> </table>	Score	-100	-50	0	+50	+100	Count	0	1	1	1	0
Score	-100	-50	0	+50	+100									
Count	0	1	1	1	0									
23. The course has helped me to develop the ability to plan my work	+17	<table border="1"> <tr><th>Score</th><td>-100</td><td>-50</td><td>0</td><td>+50</td><td>+100</td></tr> <tr><th>Count</th><td>0</td><td>0</td><td>2</td><td>1</td><td>0</td></tr> </table>	Score	-100	-50	0	+50	+100	Count	0	0	2	1	0
Score	-100	-50	0	+50	+100									
Count	0	0	2	1	0									



## Free text answers

*The free text answers are pre-reviewed by the students' representatives.*

### What were the best aspects of the course

#### Satisfied students

Mycket intressant och givande. Förbereder studenter att arbeta inom ämnet efter examen.

I learnt a lot about coding.

#### Neutral students

#### Dissatisfied students

### What aspects of the course are most in need of improvement?

#### Satisfied students

#### Neutral students

#### Dissatisfied students