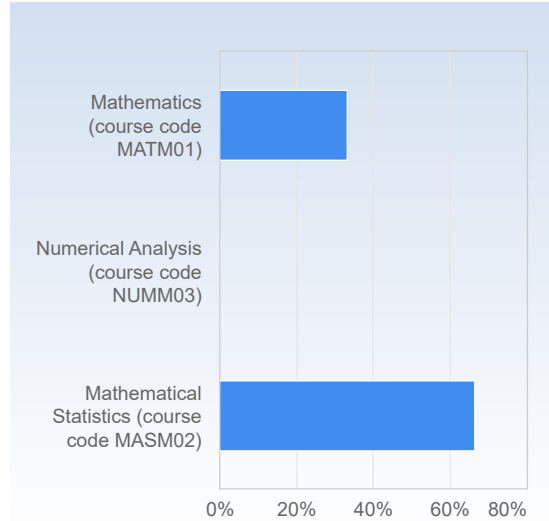


Degree Project Course (Master students)

Answer Count: 3

I have completed the Master's Degree Project within

I have completed the Master's Degree Project within	Number of responses
Mathematics (course code MATM01)	1 (33.3%)
Numerical Analysis (course code NUMM03)	0 (0.0%)
Mathematical Statistics (course code MASM02)	2 (66.7%)
Total	3 (100.0%)



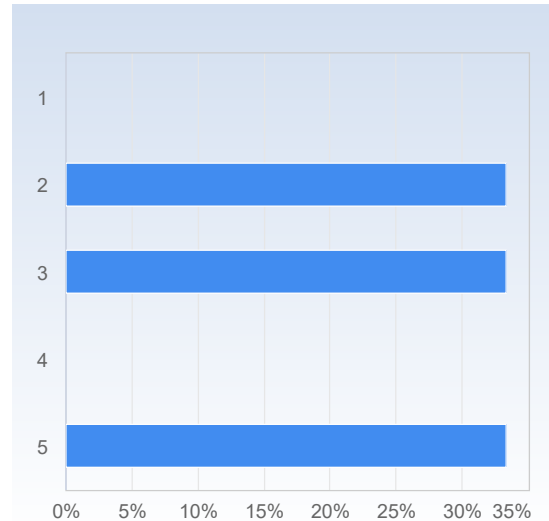
	Mean	Standard Deviation
I have completed the Master's Degree Project within	2.3	1.2

The Degree Project Course in General

On the scale 1-5 select the option that best matches your opinion: 1= disagree completely → 3= partly agree → 5= agree completely

The information I received before the course start was satisfactory.

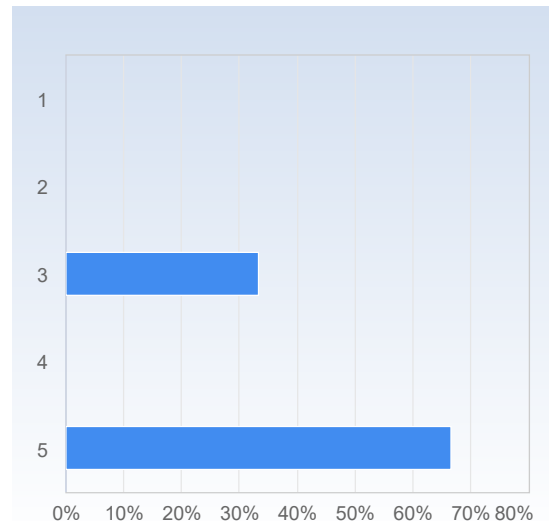
The information I received before the course start was satisfactory.	Number of responses
1	0 (0.0%)
2	1 (33.3%)
3	1 (33.3%)
4	0 (0.0%)
5	1 (33.3%)
Total	3 (100.0%)



	Mean	Standard Deviation
The information I received before the course start was satisfactory.	3.3	1.5

The communication with the supervisor during the course was good.

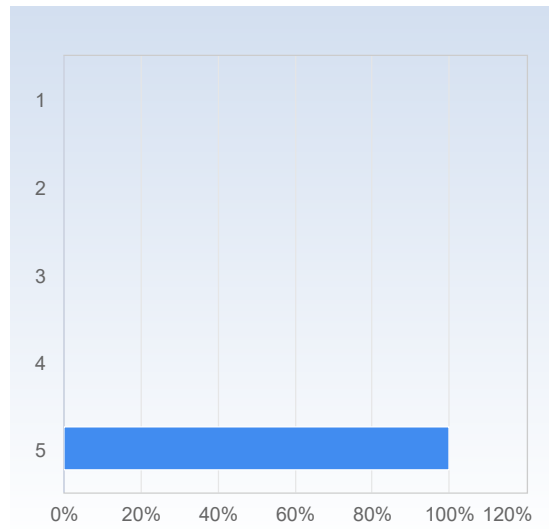
The communication with the supervisor during the course was good.	Number of responses
1	0 (0.0%)
2	0 (0.0%)
3	1 (33.3%)
4	0 (0.0%)
5	2 (66.7%)
Total	3 (100.0%)



	Mean	Standard Deviation
The communication with the supervisor during the course was good.	4.3	1.2

The subject of the degree project suited my interests.

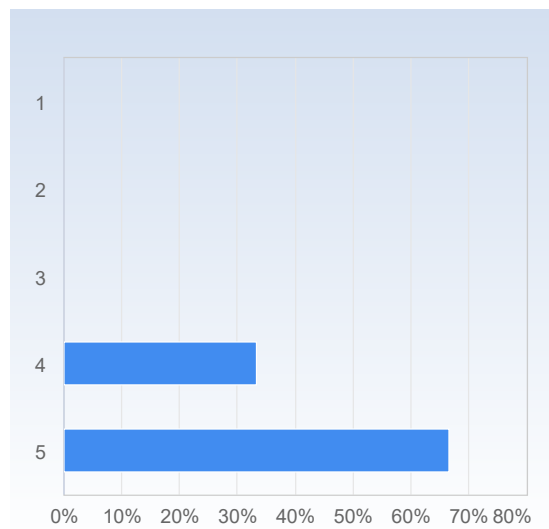
The subject of the degree project suited my interests.	Number of responses
1	0 (0.0%)
2	0 (0.0%)
3	0 (0.0%)
4	0 (0.0%)
5	3 (100.0%)
Total	3 (100.0%)



	Mean	Standard Deviation
The subject of the degree project suited my interests.	5.0	0.0

The degree of difficulty of the project was reasonable.

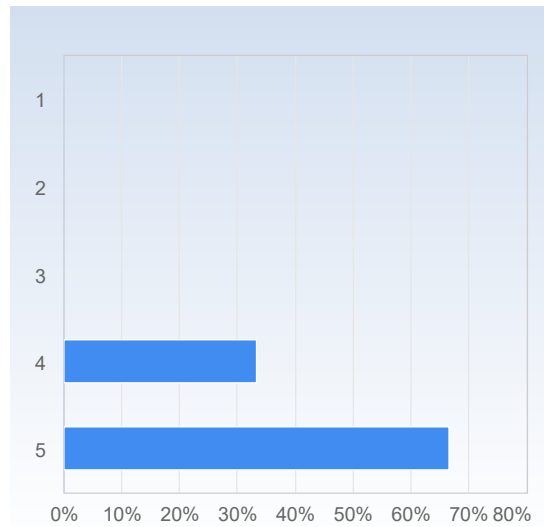
The degree of difficulty of the project was reasonable.	Number of responses
1	0 (0.0%)
2	0 (0.0%)
3	0 (0.0%)
4	1 (33.3%)
5	2 (66.7%)
Total	3 (100.0%)



	Mean	Standard Deviation
The degree of difficulty of the project was reasonable.	4.7	0.6

The overall workload has been reasonable.

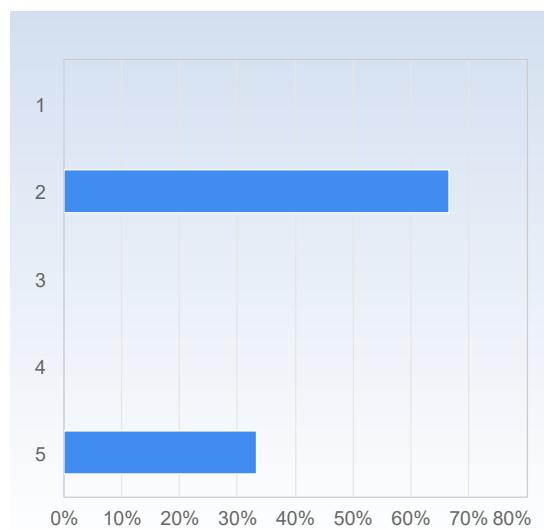
The overall workload has been reasonable.	Number of responses
1	0 (0.0%)
2	0 (0.0%)
3	0 (0.0%)
4	1 (33.3%)
5	2 (66.7%)
Total	3 (100.0%)



	Mean	Standard Deviation
The overall workload has been reasonable.	4.7	0.6

The workload was evenly distributed throughout the course.

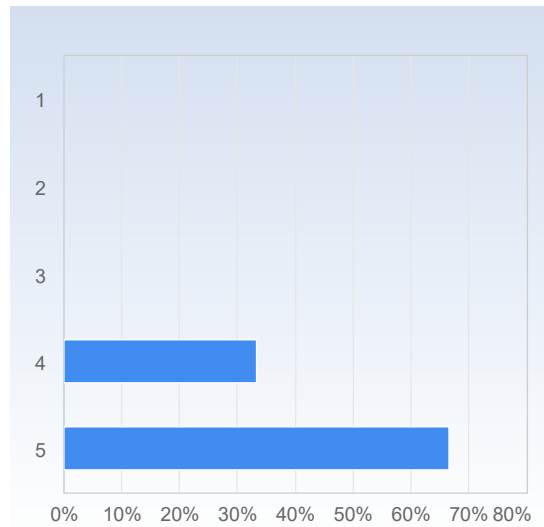
The workload was evenly distributed throughout the course.	Number of responses
1	0 (0.0%)
2	2 (66.7%)
3	0 (0.0%)
4	0 (0.0%)
5	1 (33.3%)
Total	3 (100.0%)



	Mean	Standard Deviation
The workload was evenly distributed throughout the course.	3.0	1.7

The suggested literature/material was a valuable learning resource.

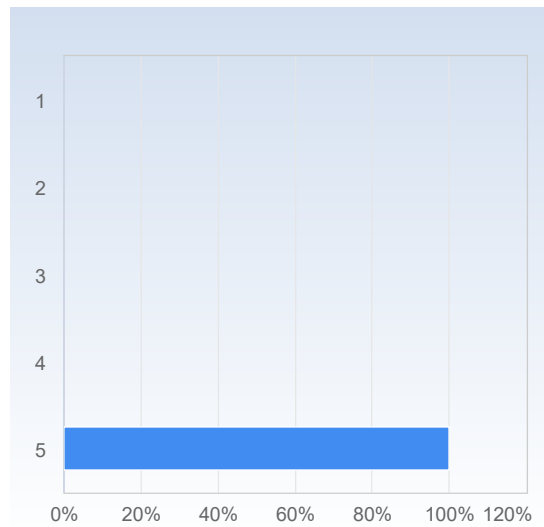
The suggested literature/material was a valuable learning resource.	Number of responses
1	0 (0.0%)
2	0 (0.0%)
3	0 (0.0%)
4	1 (33.3%)
5	2 (66.7%)
Total	3 (100.0%)



	Mean	Standard Deviation
The suggested literature/material was a valuable learning resource.	4.7	0.6

The meetings with the supervisor have been valuable for my learning.

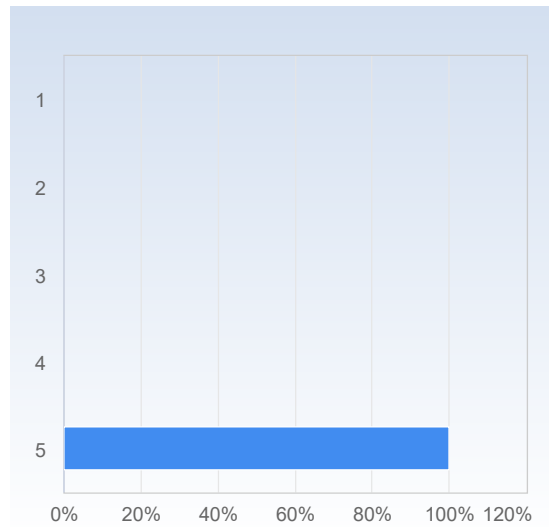
The meetings with the supervisor have been valuable for my learning.	Number of responses
1	0 (0.0%)
2	0 (0.0%)
3	0 (0.0%)
4	0 (0.0%)
5	3 (100.0%)
Total	3 (100.0%)



	Mean	Standard Deviation
The meetings with the supervisor have been valuable for my learning.	5.0	0.0

Studying on my own was valuable for my learning.

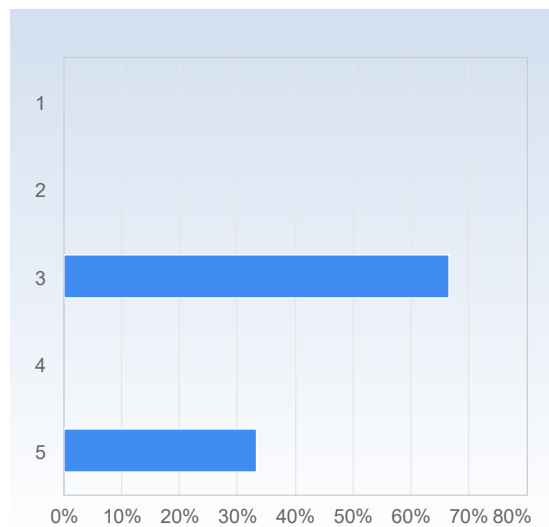
Studying on my own was valuable for my learning.	Number of responses
1	0 (0.0%)
2	0 (0.0%)
3	0 (0.0%)
4	0 (0.0%)
5	3 (100.0%)
Total	3 (100.0%)



	Mean	Standard Deviation
Studying on my own was valuable for my learning.	5.0	0.0

It was clear throughout the course what was expected of me.

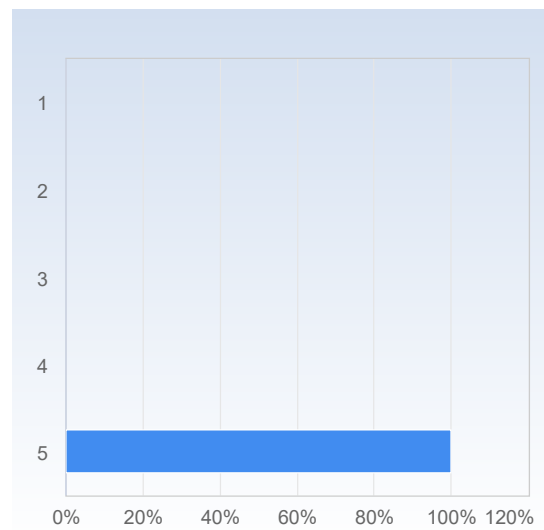
It was clear throughout the course what was expected of me.	Number of responses
1	0 (0.0%)
2	0 (0.0%)
3	2 (66.7%)
4	0 (0.0%)
5	1 (33.3%)
Total	3 (100.0%)



	Mean	Standard Deviation
It was clear throughout the course what was expected of me.	3.7	1.2

I have received valuable feedback from my supervisor during the course.

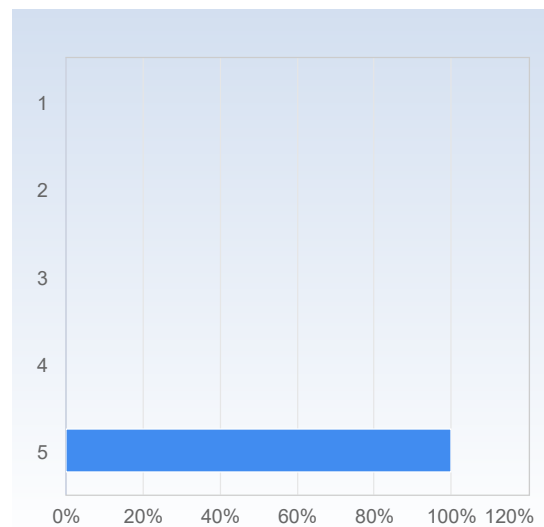
I have received valuable feedback from my supervisor during the course.	Number of responses
1	0 (0.0%)
2	0 (0.0%)
3	0 (0.0%)
4	0 (0.0%)
5	3 (100.0%)
Total	3 (100.0%)



	Mean	Standard Deviation
I have received valuable feedback from my supervisor during the course.	5.0	0.0

The supervisor has inspired and motivated me to do my best.

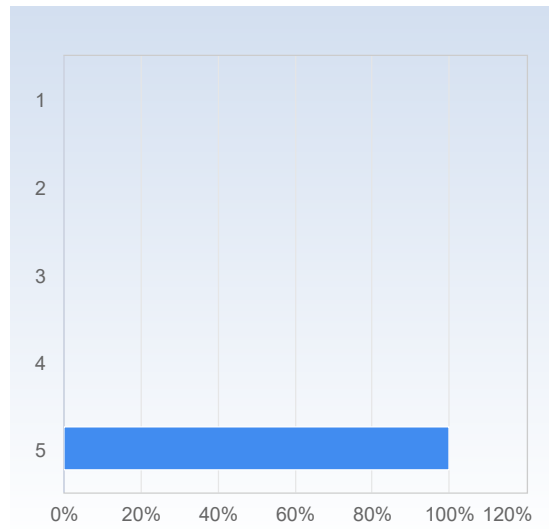
The supervisor has inspired and motivated me to do my best.	Number of responses
1	0 (0.0%)
2	0 (0.0%)
3	0 (0.0%)
4	0 (0.0%)
5	3 (100.0%)
Total	3 (100.0%)



	Mean	Standard Deviation
The supervisor has inspired and motivated me to do my best.	5.0	0.0

The examination matched the contents and level of the course.

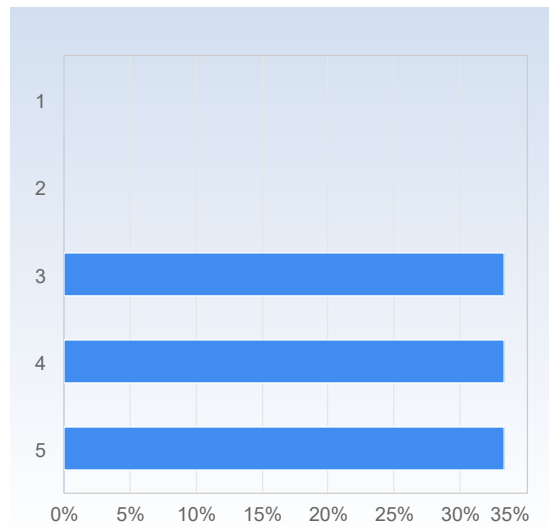
The examination matched the contents and level of the course.	Number of responses
1	0 (0.0%)
2	0 (0.0%)
3	0 (0.0%)
4	0 (0.0%)
5	2 (100.0%)
Total	2 (100.0%)



	Mean	Standard Deviation
The examination matched the contents and level of the course.	5.0	0.0

The way the course was organized suited me.

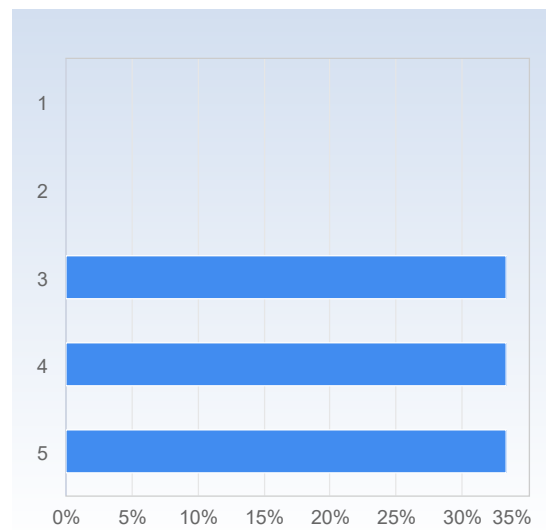
The way the course was organized suited me.	Number of responses
1	0 (0.0%)
2	0 (0.0%)
3	1 (33.3%)
4	1 (33.3%)
5	1 (33.3%)
Total	3 (100.0%)



	Mean	Standard Deviation
The way the course was organized suited me.	4.0	1.0

The course met my expectations.

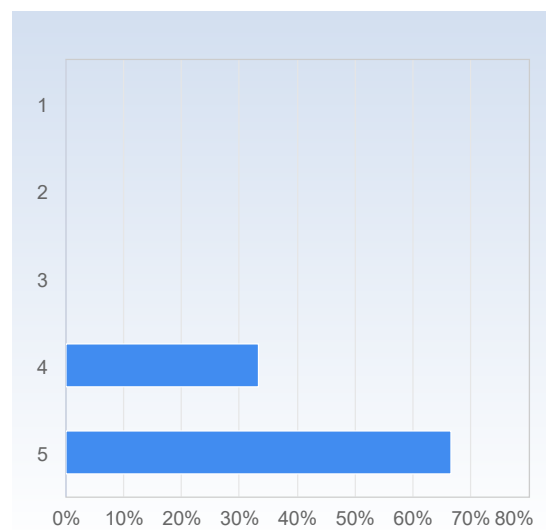
The course met my expectations.	Number of responses
1	0 (0.0%)
2	0 (0.0%)
3	1 (33.3%)
4	1 (33.3%)
5	1 (33.3%)
Total	3 (100.0%)



	Mean	Standard Deviation
The course met my expectations.	4.0	1.0

Overall, I am satisfied with the course.

Overall, I am satisfied with the course.	Number of responses
1	0 (0.0%)
2	0 (0.0%)
3	0 (0.0%)
4	1 (33.3%)
5	2 (66.7%)
Total	3 (100.0%)



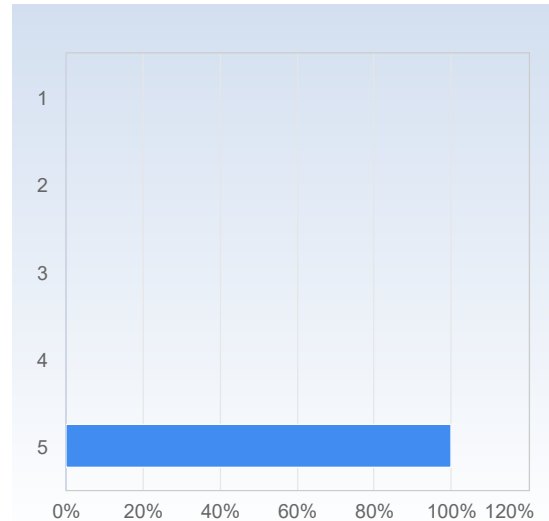
	Mean	Standard Deviation
Overall, I am satisfied with the course.	4.7	0.6

On the development of generic skills

On a scale 1-5 select the option that best matches your opinion:
1= disagree completely → **3= partly agree** → **5= agree completely**

The course has increased my ability to read a mathematical text.

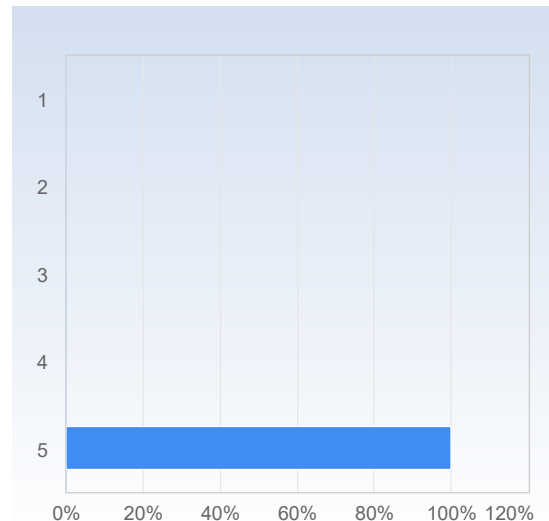
The course has increased my ability to read a mathematical text.	Number of responses
1	0 (0.0%)
2	0 (0.0%)
3	0 (0.0%)
4	0 (0.0%)
5	3 (100.0%)
Total	3 (100.0%)



	Mean	Standard Deviation
The course has increased my ability to read a mathematical text.	5.0	0.0

The course has increased my ability to communicate the subject in writing.

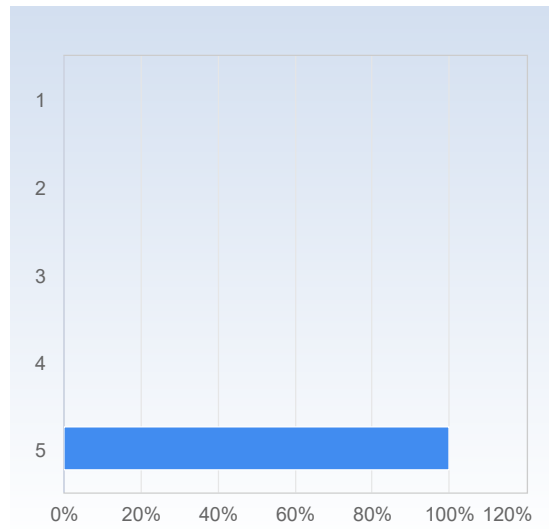
The course has increased my ability to communicate the subject in writing.	Number of responses
1	0 (0.0%)
2	0 (0.0%)
3	0 (0.0%)
4	0 (0.0%)
5	3 (100.0%)
Total	3 (100.0%)



	Mean	Standard Deviation
The course has increased my ability to communicate the subject in writing.	5.0	0.0

The course has increased my ability to communicate the subject orally.

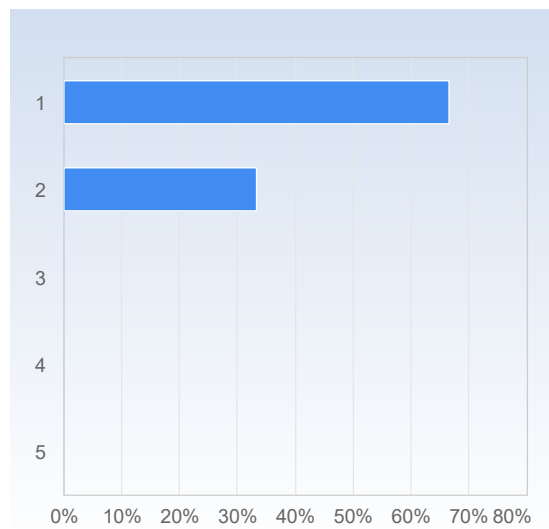
The course has increased my ability to communicate the subject orally.	Number of responses
1	0 (0.0%)
2	0 (0.0%)
3	0 (0.0%)
4	0 (0.0%)
5	3 (100.0%)
Total	3 (100.0%)



	Mean	Standard Deviation
The course has increased my ability to communicate the subject orally.	5.0	0.0

The course has increased my ability to cooperate.

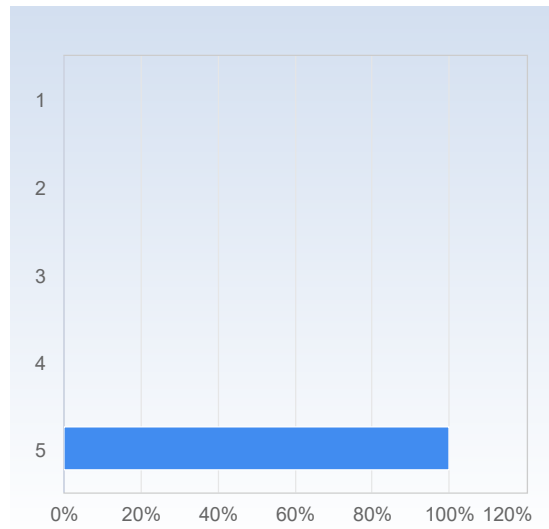
The course has increased my ability to cooperate.	Number of responses
1	2 (66.7%)
2	1 (33.3%)
3	0 (0.0%)
4	0 (0.0%)
5	0 (0.0%)
Total	3 (100.0%)



	Mean	Standard Deviation
The course has increased my ability to cooperate.	1.3	0.6

The course has increased my ability to search and process information.

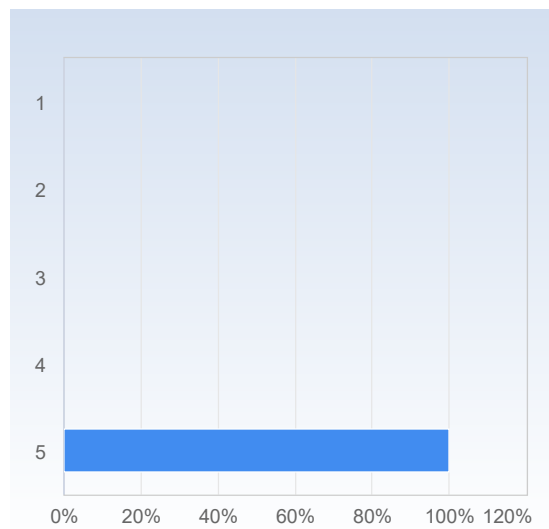
The course has increased my ability to search and process information.	Number of responses
1	0 (0.0%)
2	0 (0.0%)
3	0 (0.0%)
4	0 (0.0%)
5	3 (100.0%)
Total	3 (100.0%)



	Mean	Standard Deviation
The course has increased my ability to search and process information.	5.0	0.0

The course has increased my ability to analyze and solve problems.

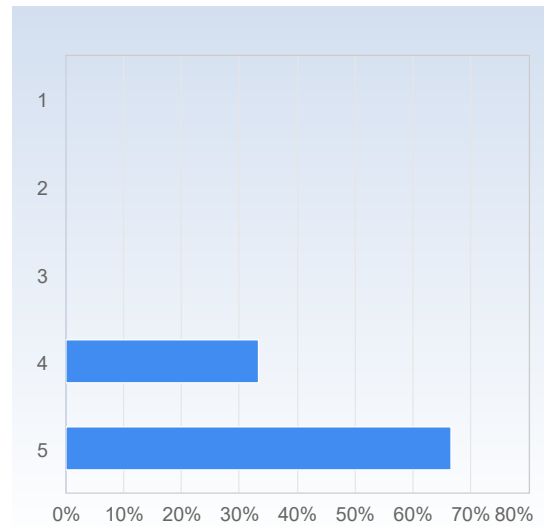
The course has increased my ability to analyze and solve problems.	Number of responses
1	0 (0.0%)
2	0 (0.0%)
3	0 (0.0%)
4	0 (0.0%)
5	3 (100.0%)
Total	3 (100.0%)



	Mean	Standard Deviation
The course has increased my ability to analyze and solve problems.	5.0	0.0

As a result of this course, I feel confident about tackling unfamiliar problems.

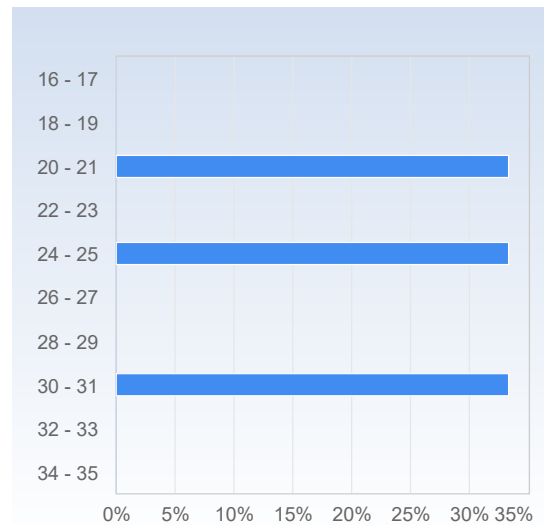
As a result of this course, I feel confident about tackling unfamiliar problems.	Number of responses
1	0 (0.0%)
2	0 (0.0%)
3	0 (0.0%)
4	1 (33.3%)
5	2 (66.7%)
Total	3 (100.0%)



As a result of this course, I feel confident about tackling unfamiliar problems.	Mean	Standard Deviation
	4.7	0.6

Average number of hours spent in total on the course per week (including scheduled activities):

Average number of hours spent in total on the course per week (including scheduled activities):	Number of responses
16 - 17	0 (0.0%)
18 - 19	0 (0.0%)
20 - 21	1 (33.3%)
22 - 23	0 (0.0%)
24 - 25	1 (33.3%)
26 - 27	0 (0.0%)
28 - 29	0 (0.0%)
30 - 31	1 (33.3%)
32 - 33	0 (0.0%)
34 - 35	0 (0.0%)
Total	3 (100.0%)



Average number of hours spent in total on the course per week (including scheduled activities):	Mean	Standard Deviation
	25.0	5.0

What did you appreciate most with the course?

What did you appreciate most with the course?

Working with my supervisor.

That the compulsory meetings were mixed between on zoom and in person.

I liked self-studying and trying to learn things on my own, but always having the opportunity to talk to my advisor whenever I was stuck. Even the meetings were very fulfilling.

The meetings with Ebba and Anitha were also interesting.

What do you think should be improved?

What do you think should be improved?

For the students that did the bachelors at the same department, the compulsory seminars overlap so much that it is redundant. I think there could be different solutions for this:

- Master students have separate meetings / different tasks.
- Design different course plans/tasks and repeat them every X number of years, so that the course does not feel so repetitive.

Additionally, I think there should be three thesis-oriented seminars each semester. Each of these seminars focused on pure math, numerical analysis or statistics. In these seminars, the relevant supervisors present different ideas and are available for questions.

I found that many possible supervisors when approached were not interested in supervising and always put off having a conversation about possible projects.

Better communication regarding things the student has the liberty to choose. For example, the study plan is about the student deciding his own deadline. It was never described in this way of being a deadline the student has to strive. Even how late the deadline could be isn't clear to me right now.

Other things are: no defined template for the thesis.

Have you during this course experienced course literature, staff or teaching methods to be discriminatory in any way (gender, ethnicity, etc.)?

Have you during this course experienced course literature, staff or teaching methods to be discriminatory in any way (gender, ethnicity, etc.)?

No.

Regarding the Master's Programme.

Have you experienced any unnecessary overlap between courses during your Master's education? If so, describe in what way and between which courses?

Regarding the Master's Programme.

Have you experienced any unnecessary overlap between courses during your Master's education? If so, describe in what way and between which courses?

The course MASM18 overlaps a lot with MASM17, MASM11 and MASM24 in terms of course content. If you have taken all these three courses, about 30-40% of the lectures in MASM18 consist of mostly recapitulation.

Not that I can think of.

There was a little overlap. I have done the Integration Theory course, but not Harmonic Analysis nor the specialized Integration Theory course, and since my thesis was centered in measure theory, there were some things that those two courses also covered. For example, in Harmonic Analysis, the first two lectures involved weak L_p spaces and Hardy-Littlewood maximal function, and in the specialized course, I think they might have covered compact topological groups, which I needed to read a little on to be able to present a theorem using only a measure space.

Have you acquired sufficient knowledge in your subject during your education?

Have you acquired sufficient knowledge in your subject during your education?

I hope so.

Yes.

Have you acquired sufficient generic skills (i.e. ability to write scientifically, to write popular scientifically, to oral presentations, to work with computers etc.) during your education?

Have you acquired sufficient generic skills (i.e. ability to write scientifically, to write popular scientifically, to oral presentations, to work with computers etc.) during your education?

I think so. I think we should stop using Matlab and instead use R and python in different courses so that we familiarise with both.

Yes, I had the opportunity to review what I've learned during my bachelor's thesis and perhaps learned something this time.

These are the advantages of the education:

These are the advantages of the education:

Flexibility in almost everything. I appreciate that we can take courses in the order we want (as long as we meet the requirements), that the thesis can be as long/short as it needs to be, that deadlines tend to be very flexible, ...

The workload has been adequate in almost all courses (except financial and spatial statistics).

Professors are friendly and approachable.

I liked having a very broad course list to choose from because of my interest in learning every area.

The following aspects of the education need improvement:

The following aspects of the education need improvement:

The quality of the courses and teachers is great, but I think the course catalogue in the subject of mathematical statistics on the advanced level is a bit small, especially considering the number of courses that only run every other year. Additional courses in, for example, statistical learning, Bayesian methods or survival analysis would be nice.

I think there needs to be more courses to choose from, specially in autumn. Ideally our department would offer courses in machine learning, biostatistics, survival analysis, ...

I can't think of anything right now because I know there are changes being made to the courses' requirements. This change is because in the past there were courses with incomplete requirements.

What is your general opinion about the education?

What is your general opinion about the education?

I am very happy I chose to study mathematical statistics in Lund.

It was very good and an enjoyable time!