



LUNDS  
UNIVERSITET

Matematikcentrum

Matematik NF

## Sammanställning för Riemanngeometri, vt 2022

**Kursansvarig:** Sigmundur Gudmundsson

**Övriga lärare:** Inga

**Antal studenter:** 12

**Betyg vid muntlig tentamen:** 7 VG, 4 G, 0 U

### Utvärdering

**Sammanfattning av kursvärderingen:** Se Bilaga 1.

**Lärarnas kommentarer:** Kursen gick bra och studenterna verkade vara nöjda.

**Utvärdering av förändringar sedan förra kurstillfället:** Föreläsningsnoterna ligger öppet på internet. Dessa uppdateras efter varje föreläsningstillfälle. Tidigare kursvärderingar har inte föranlett några förändringar.

**Förslag till förändringar inför nästa kurstillfälle:** Inga

**Sammanställare och datum för sammanställningen:**

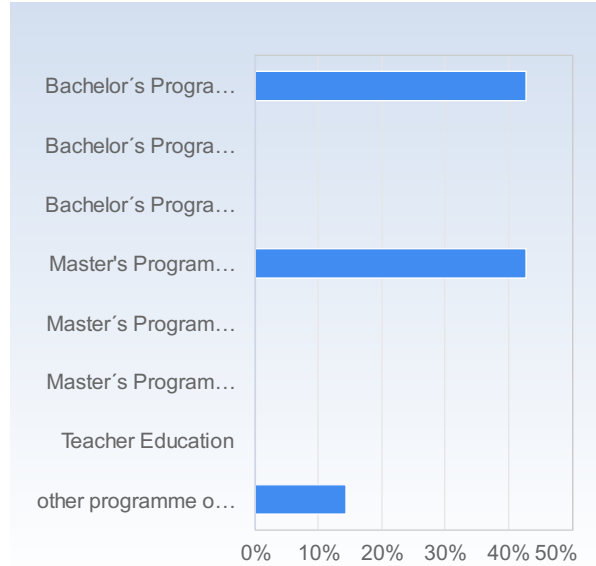
Sigmundur Gudmundsson, den 13 september 2022.

# VT-2022-Riemannian-Geometry

Answer Count: 7

## I have studied this course as part of

I have studied this course as part of	Number of responses
Bachelor's Programme in Mathematics	3 (42,9%)
Bachelor's Programme in Physics, Theoretical Physics, Astronomy	0 (0,0%)
Bachelor's Programme, other specialization	0 (0,0%)
Master's Programme in Mathematics	3 (42,9%)
Master's Programme in Mathematical Statistics	0 (0,0%)
Master's Programme, other specialization	0 (0,0%)
Teacher Education	0 (0,0%)
other programme or as stand alone course	1 (14,3%)
Total	7 (100,0%)

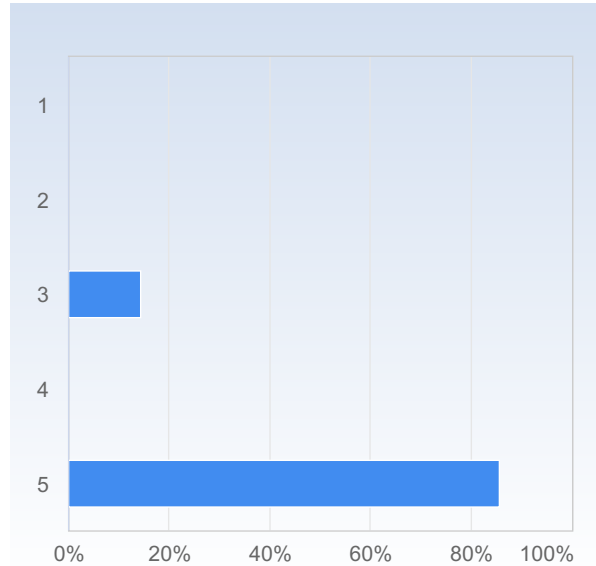


I have studied this course as part of	Mean	Standard Deviation
I have studied this course as part of	3,3	2,6

**On the scale 1-5 select the option that best matches your opinion: 1= disagree completely → 3= partly agree → 5= agree completely**

**2. My prior knowledge has been sufficient to assimilate the contents of this course.**

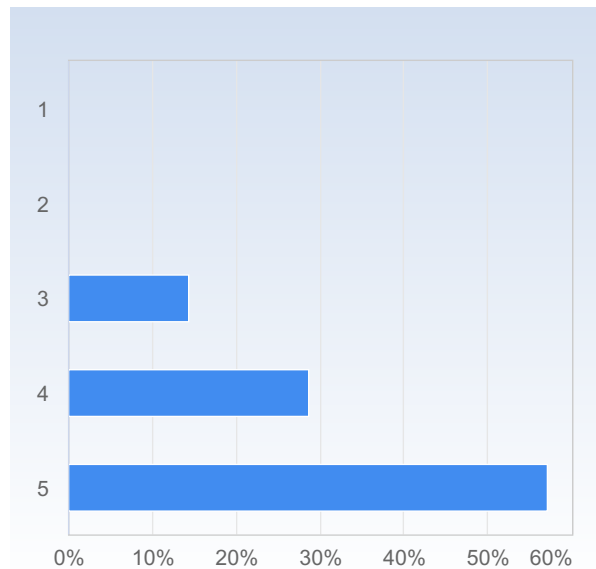
2. My prior knowledge has been sufficient to assimilate the contents of this course.	Number of responses
1	0 (0,0%)
2	0 (0,0%)
3	1 (14,3%)
4	0 (0,0%)
5	6 (85,7%)
Total	7 (100,0%)



2. My prior knowledge has been sufficient to assimilate the contents of this course.	Mean	Standard Deviation
	4,7	0,8

**3. I have participated actively in the course.**

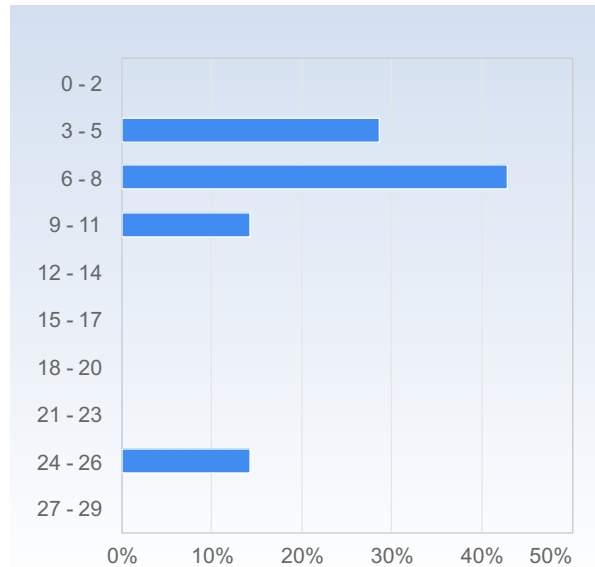
3. I have participated actively in the course.	Number of responses
1	0 (0,0%)
2	0 (0,0%)
3	1 (14,3%)
4	2 (28,6%)
5	4 (57,1%)
Total	7 (100,0%)



3. I have participated actively in the course.	Mean	Standard Deviation
	4,4	0,8

## Average number of hours spent in total on the course per week (including scheduled activities):

Average number of hours spent in total on the course per week (including scheduled activities):	Number of responses
0 - 2	0 (0,0%)
3 - 5	2 (28,6%)
6 - 8	3 (42,9%)
9 - 11	1 (14,3%)
12 - 14	0 (0,0%)
15 - 17	0 (0,0%)
18 - 20	0 (0,0%)
21 - 23	0 (0,0%)
24 - 26	1 (14,3%)
27 - 29	0 (0,0%)
Total	7 (100,0%)



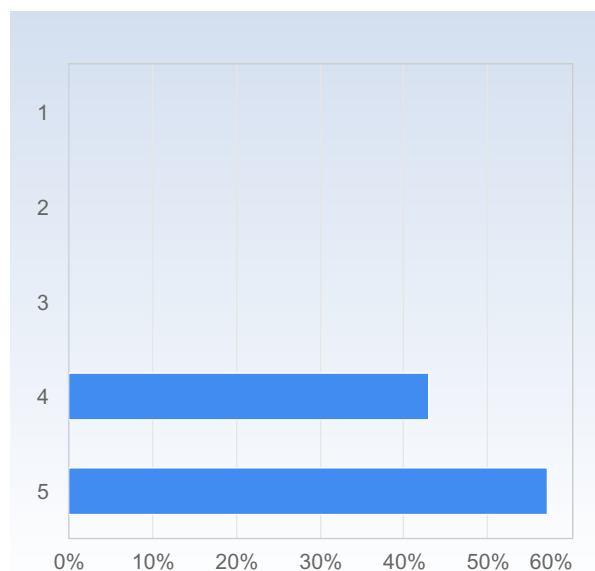
	Mean	Standard Deviation
Average number of hours spent in total on the course per week (including scheduled activities):	9,0	7,4

## The course in general

On the scale 1-5 select the option that best matches your opinion: 1= disagree completely → 3= partly agree → 5= agree completely

The way the course was taught and organised suited me.

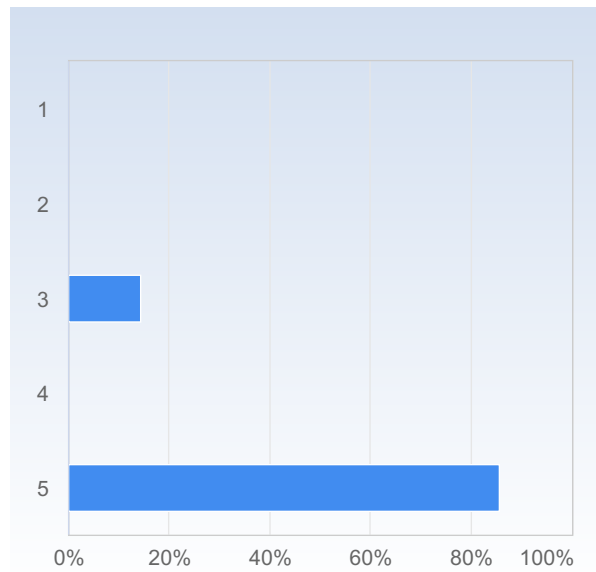
The way the course was taught and organised suited me.	Number of responses
1	0 (0,0%)
2	0 (0,0%)
3	0 (0,0%)
4	3 (42,9%)
5	4 (57,1%)
Total	7 (100,0%)



	Mean	Standard Deviation
The way the course was taught and organised suited me.	4,6	0,5

**The number of teacher lead activities (lectures, seminars etc.) has been satisfactory.**

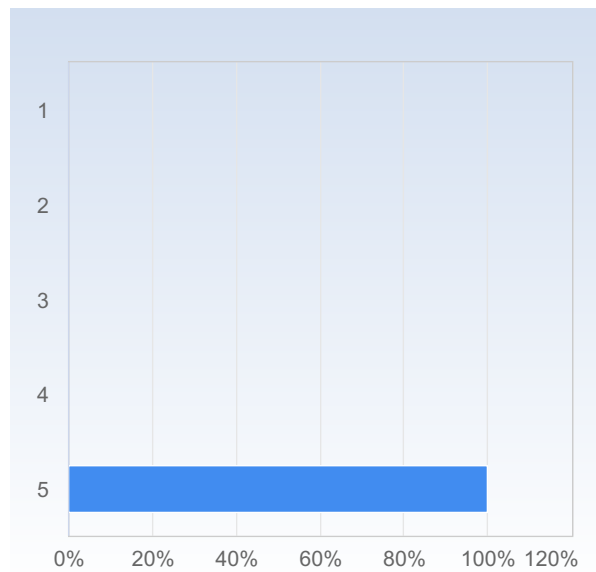
The number of teacher lead activities (lectures, seminars etc.) has been satisfactory.	Number of responses
1	0 (0,0%)
2	0 (0,0%)
3	1 (14,3%)
4	0 (0,0%)
5	6 (85,7%)
Total	7 (100,0%)



	Mean	Standard Deviation
The number of teacher lead activities (lectures, seminars etc.) has been satisfactory.	4,7	0,8

**The lectures were valuable for my learning.**

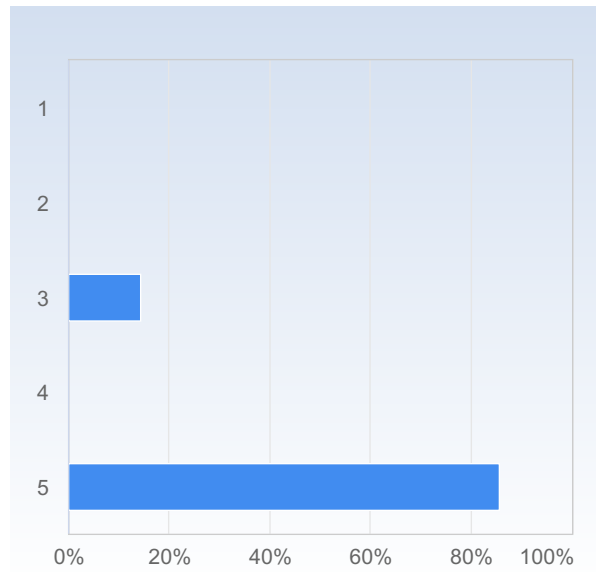
The lectures were valuable for my learning.	Number of responses
1	0 (0,0%)
2	0 (0,0%)
3	0 (0,0%)
4	0 (0,0%)
5	7 (100,0%)
Total	7 (100,0%)



	Mean	Standard Deviation
The lectures were valuable for my learning.	5,0	0,0

### The seminars were valuable for my learning.

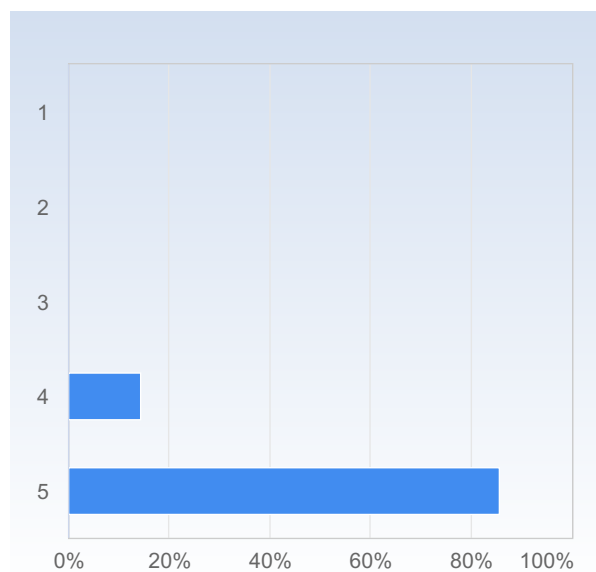
The seminars were valuable for my learning.	Number of responses
1	0 (0,0%)
2	0 (0,0%)
3	1 (14,3%)
4	0 (0,0%)
5	6 (85,7%)
Total	7 (100,0%)



The seminars were valuable for my learning.	Mean	Standard Deviation
	4,7	0,8

### Studying on my own was valuable for my learning.

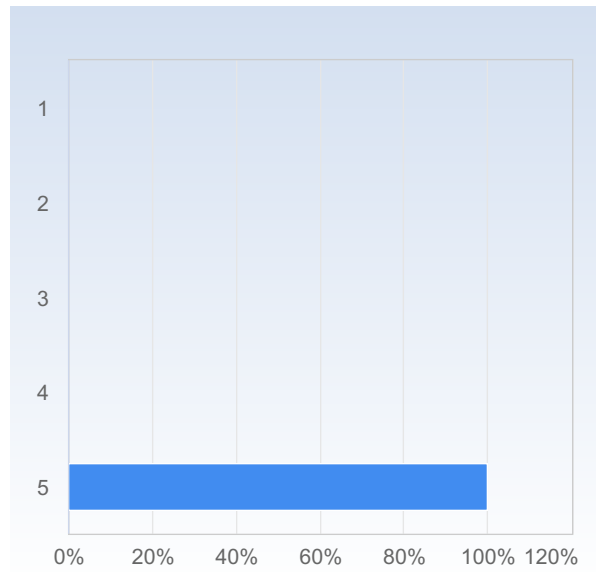
Studying on my own was valuable for my learning.	Number of responses
1	0 (0,0%)
2	0 (0,0%)
3	0 (0,0%)
4	1 (14,3%)
5	6 (85,7%)
Total	7 (100,0%)



Studying on my own was valuable for my learning.	Mean	Standard Deviation
	4,9	0,4

### The course literature/material was a valuable learning resource.

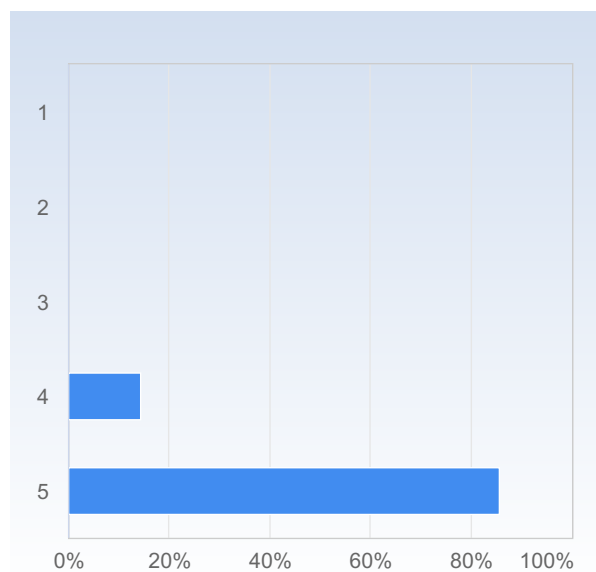
The course literature/material was a valuable learning resource.	Number of responses
1	0 (0,0%)
2	0 (0,0%)
3	0 (0,0%)
4	0 (0,0%)
5	7 (100,0%)
Total	7 (100,0%)



	Mean	Standard Deviation
The course literature/material was a valuable learning resource.	5,0	0,0

### The information I received before the course start was satisfactory.

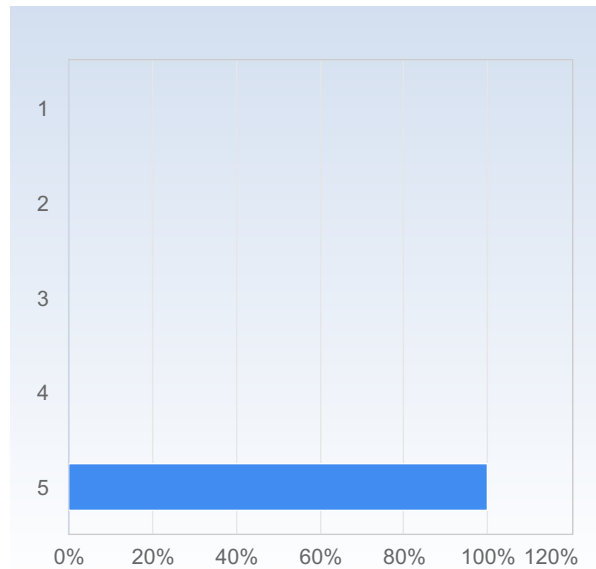
The information I received before the course start was satisfactory.	Number of responses
1	0 (0,0%)
2	0 (0,0%)
3	0 (0,0%)
4	1 (14,3%)
5	6 (85,7%)
Total	7 (100,0%)



	Mean	Standard Deviation
The information I received before the course start was satisfactory.	4,9	0,4

### The communication with the teaching staff during the course was good.

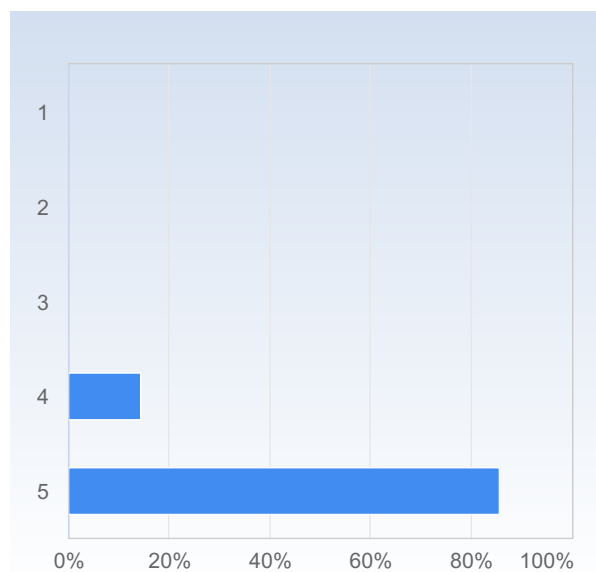
The communication with the teaching staff during the course was good.	Number of responses
1	0 (0,0%)
2	0 (0,0%)
3	0 (0,0%)
4	0 (0,0%)
5	7 (100,0%)
Total	7 (100,0%)



	Mean	Standard Deviation
The communication with the teaching staff during the course was good.	5,0	0,0

### It was clear throughout the course what was expected of me.

It was clear throughout the course what was expected of me.	Number of responses
1	0 (0,0%)
2	0 (0,0%)
3	0 (0,0%)
4	1 (14,3%)
5	6 (85,7%)
Total	7 (100,0%)

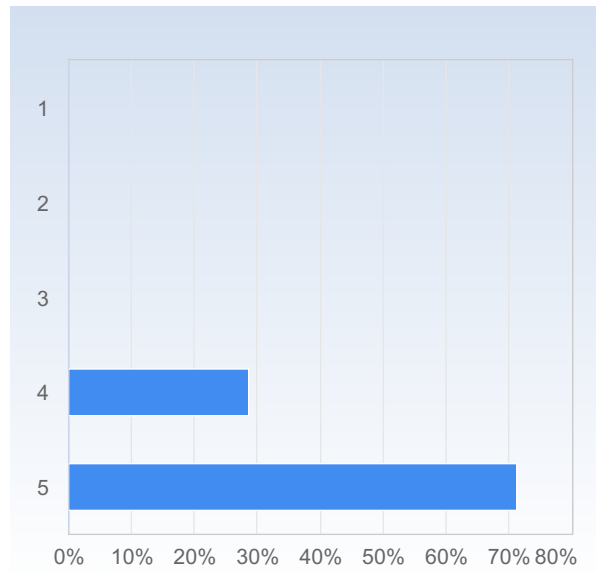


	Mean	Standard Deviation
It was clear throughout the course what was expected of me.	4,9	0,4



### I have received valuable feedback from my teacher/teachers during the course.

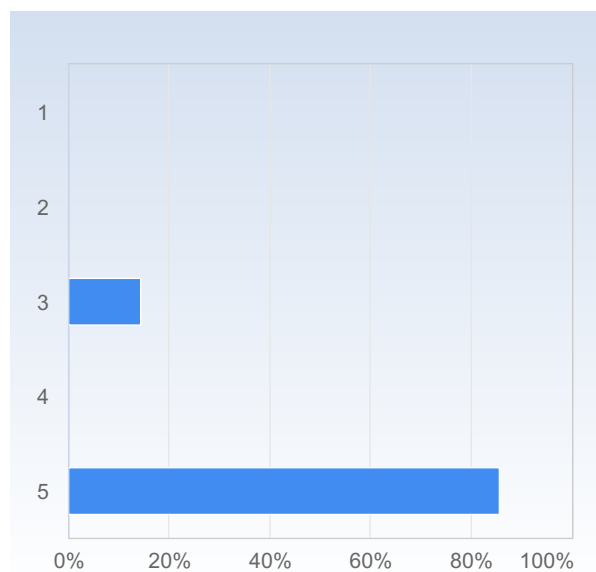
I have received valuable feedback from my teacher/teachers during the course.	Number of responses
1	0 (0,0%)
2	0 (0,0%)
3	0 (0,0%)
4	2 (28,6%)
5	5 (71,4%)
Total	7 (100,0%)



	Mean	Standard Deviation
I have received valuable feedback from my teacher/teachers during the course.	4,7	0,5

### The course had a reasonable workload.

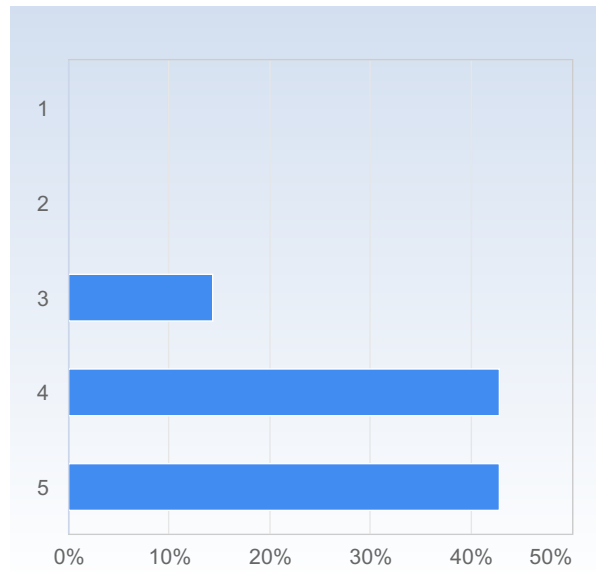
The course had a reasonable workload.	Number of responses
1	0 (0,0%)
2	0 (0,0%)
3	1 (14,3%)
4	0 (0,0%)
5	6 (85,7%)
Total	7 (100,0%)



	Mean	Standard Deviation
The course had a reasonable workload.	4,7	0,8

### The workload was evenly distributed throughout the course.

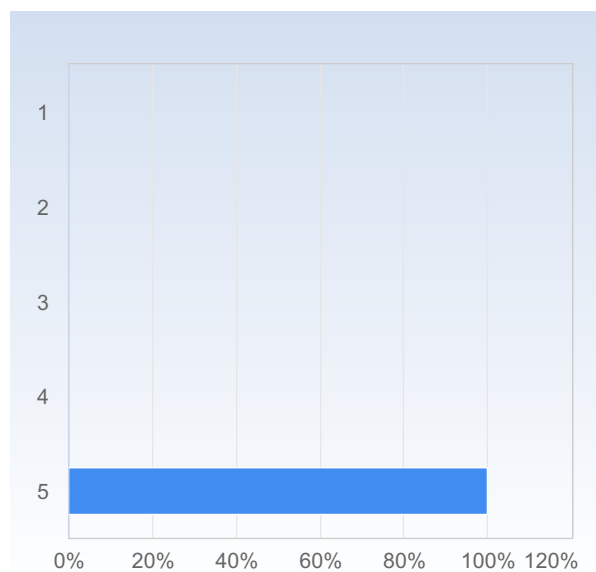
The workload was evenly distributed throughout the course.	Number of responses
1	0 (0,0%)
2	0 (0,0%)
3	1 (14,3%)
4	3 (42,9%)
5	3 (42,9%)
Total	7 (100,0%)



	Mean	Standard Deviation
The workload was evenly distributed throughout the course.	4,3	0,8

### The examination matched the contents and level of the course.

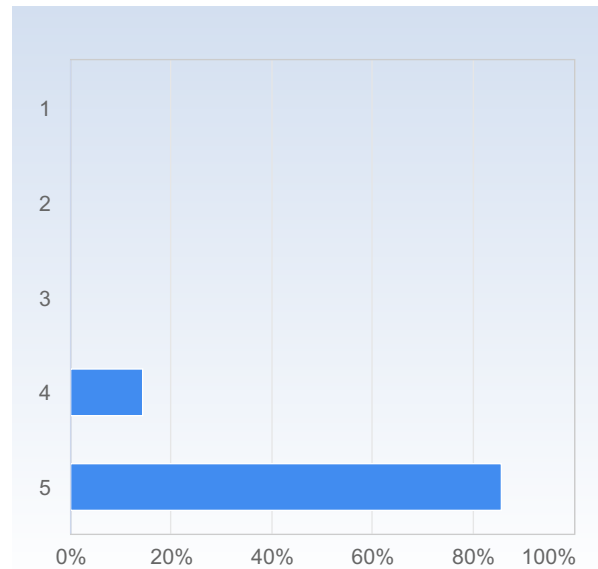
The examination matched the contents and level of the course.	Number of responses
1	0 (0,0%)
2	0 (0,0%)
3	0 (0,0%)
4	0 (0,0%)
5	7 (100,0%)
Total	7 (100,0%)



	Mean	Standard Deviation
The examination matched the contents and level of the course.	5,0	0,0

### Overall, I am satisfied with the course.

Overall, I am satisfied with the course.	Number of responses
1	0 (0,0%)
2	0 (0,0%)
3	0 (0,0%)
4	1 (14,3%)
5	6 (85,7%)
Total	7 (100,0%)



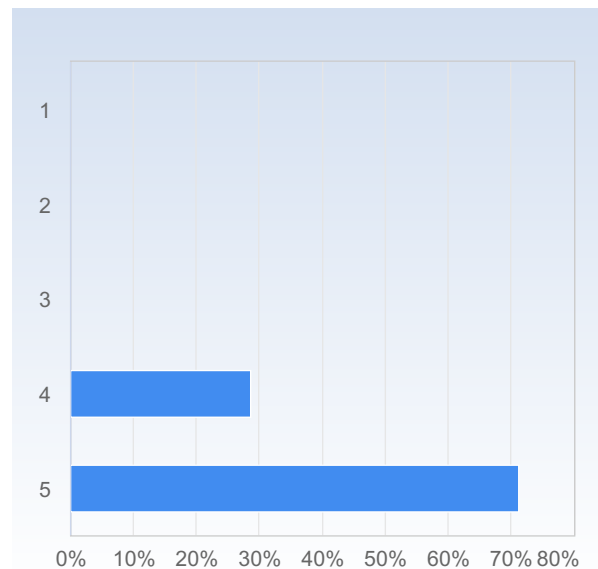
	Mean	Standard Deviation
Overall, I am satisfied with the course.	4,9	0,4

### On the development of generic skills

On a scale 1-5 select the option that best matches your opinion:  
**1= disagree completely → 3= partly agree → 5= agree completely**

#### The course has increased my ability to read a mathematical text.

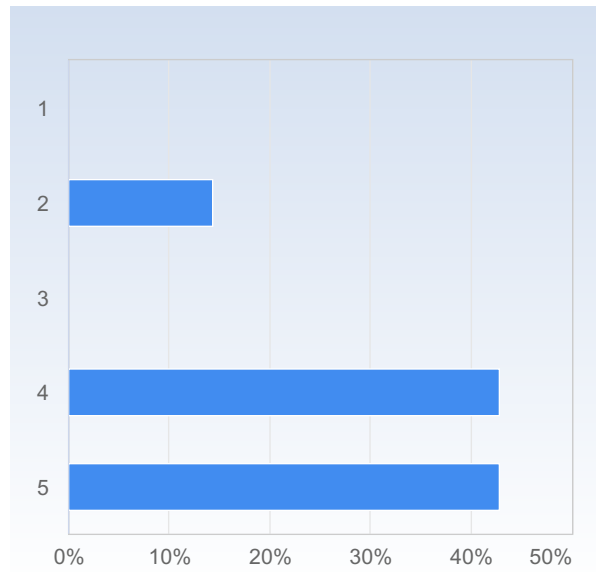
The course has increased my ability to read a mathematical text.	Number of responses
1	0 (0,0%)
2	0 (0,0%)
3	0 (0,0%)
4	2 (28,6%)
5	5 (71,4%)
Total	7 (100,0%)



	Mean	Standard Deviation
The course has increased my ability to read a mathematical text.	4,7	0,5

### The course has increased my ability to communicate the subject in writing.

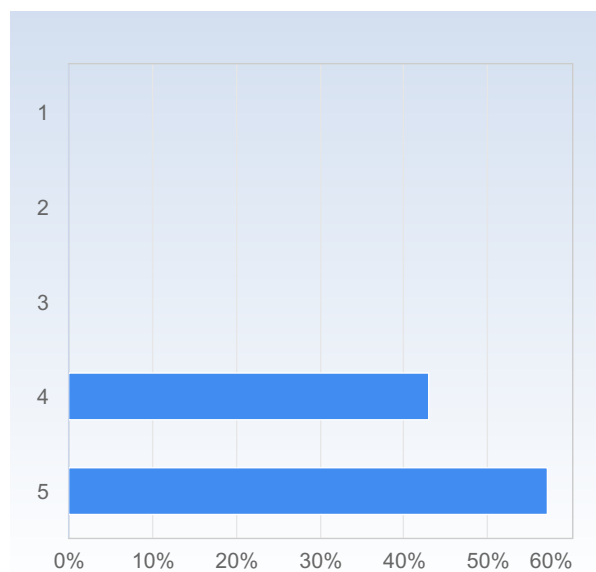
The course has increased my ability to communicate the subject in writing.	Number of responses
1	0 (0,0%)
2	1 (14,3%)
3	0 (0,0%)
4	3 (42,9%)
5	3 (42,9%)
Total	7 (100,0%)



	Mean	Standard Deviation
The course has increased my ability to communicate the subject in writing.	4,1	1,1

### The course has increased my ability to communicate the subject orally.

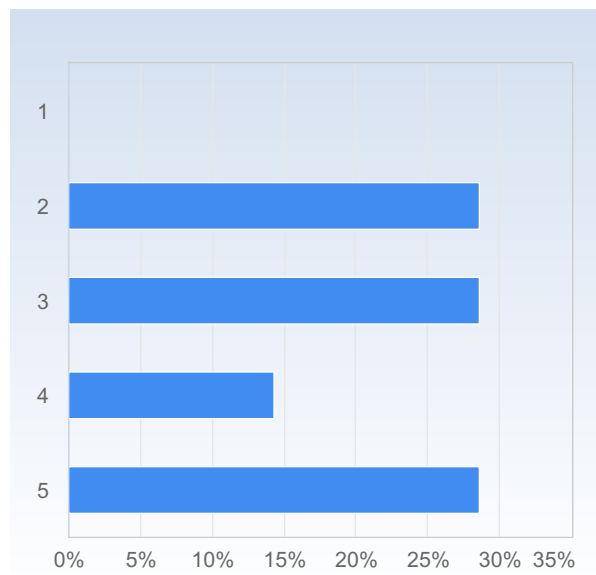
The course has increased my ability to communicate the subject orally.	Number of responses
1	0 (0,0%)
2	0 (0,0%)
3	0 (0,0%)
4	3 (42,9%)
5	4 (57,1%)
Total	7 (100,0%)



	Mean	Standard Deviation
The course has increased my ability to communicate the subject orally.	4,6	0,5

### The course has increased my ability to cooperate.

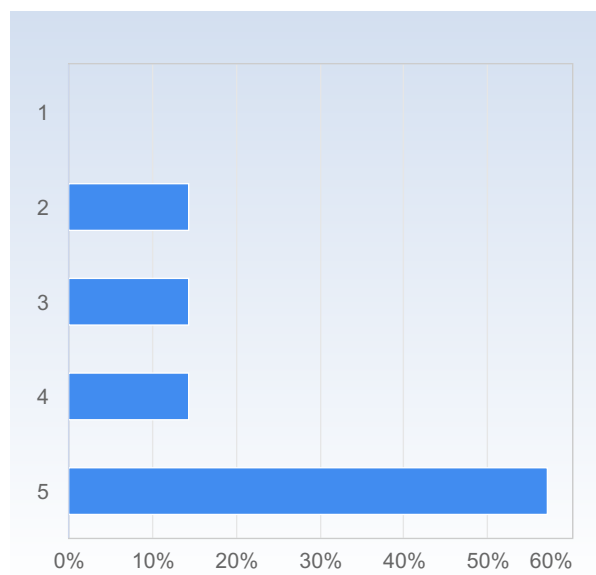
The course has increased my ability to cooperate.	Number of responses
1	0 (0,0%)
2	2 (28,6%)
3	2 (28,6%)
4	1 (14,3%)
5	2 (28,6%)
Total	7 (100,0%)



	Mean	Standard Deviation
The course has increased my ability to cooperate.	3,4	1,3

### The course has increased my ability to search and process information.

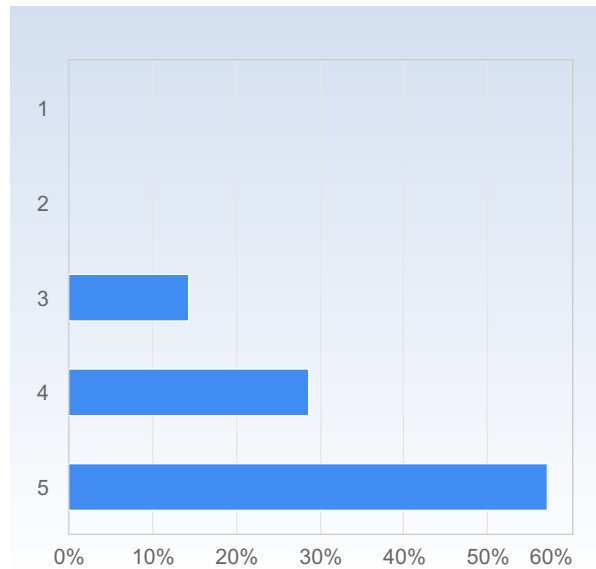
The course has increased my ability to search and process information.	Number of responses
1	0 (0,0%)
2	1 (14,3%)
3	1 (14,3%)
4	1 (14,3%)
5	4 (57,1%)
Total	7 (100,0%)



	Mean	Standard Deviation
The course has increased my ability to search and process information.	4,1	1,2

### The course has increased my ability to analyze and solve problems.

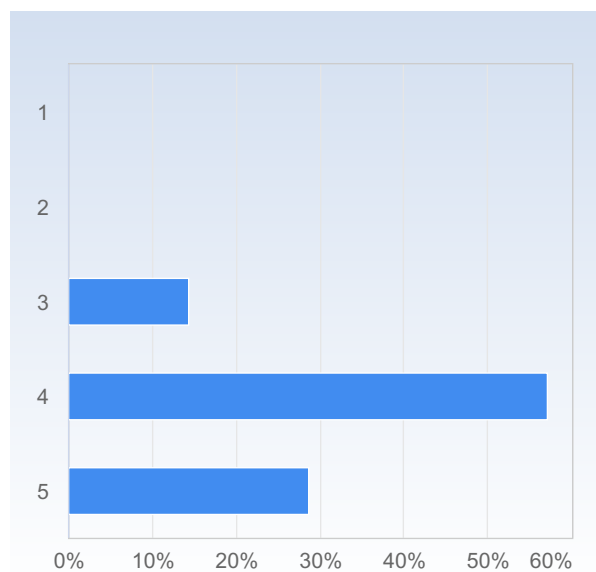
The course has increased my ability to analyze and solve problems.	Number of responses
1	0 (0,0%)
2	0 (0,0%)
3	1 (14,3%)
4	2 (28,6%)
5	4 (57,1%)
Total	7 (100,0%)



	Mean	Standard Deviation
The course has increased my ability to analyze and solve problems.	4,4	0,8

### As a result of this course, I feel confident about tackling unfamiliar problems.

As a result of this course, I feel confident about tackling unfamiliar problems.	Number of responses
1	0 (0,0%)
2	0 (0,0%)
3	1 (14,3%)
4	4 (57,1%)
5	2 (28,6%)
Total	7 (100,0%)



	Mean	Standard Deviation
As a result of this course, I feel confident about tackling unfamiliar problems.	4,1	0,7