

Sammanfattningen

Kursen undervisades enbart via Zoom under pandemi villkor.

Deltagare: 83

Godkända: 62 (=75%)

Svar i kursutvärderingen: 3

Kursansvarig: Claus Führer 2229637, claus.fuhrer@math.lth.se

För att bli godkänt krävs två godkända hemuppgifter samt en godkänt presentation av slutprojektet.

Det fanns mycket få responser till kursutvärderingen.

Mitt intryck är att det var svårt att hålla samma goda studentkontakter som i salsundervisningssituationer. Några få studenter ställde frågor via zoom.

Ett bestående problem i kursen är studenter som arbetar helt ensama. Några avstår ifrån att arbeta i grupp trots att vi hjälpte till med att forma grupper. Det visade sig under åren att studenter i denna kurs utan arbetsgrupp har det betydligt svårare att följa kursen och hålla nivå.

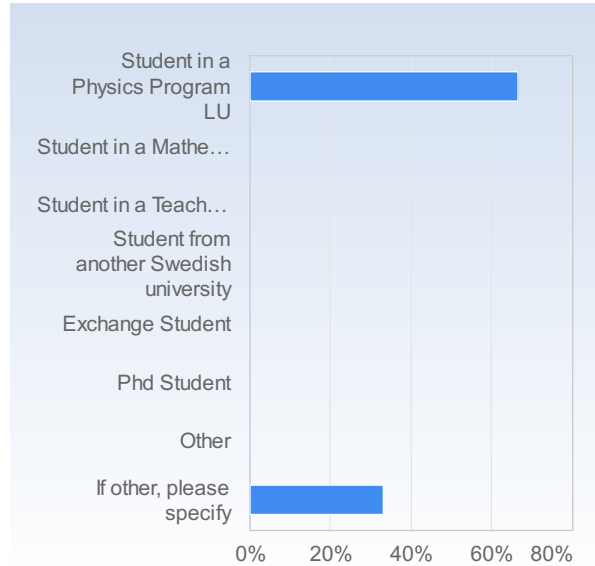
Kursboken bör integreras starkare i undervisningen.

NUMA01- spring 2021

Respondents: 82
Answer Count: 3
Answer Frequency: 3,66 %

Your role in the course?

Your role in the course?	Number of responses
Student in a Physics Program LU	2 (66,7%)
Student in a Mathematics Program LU	0 (0,0%)
Student in a Teacher's Program LU	0 (0,0%)
Student from another Swedish university	0 (0,0%)
Exchange Student	0 (0,0%)
Phd Student	0 (0,0%)
Other	0 (0,0%)
If other, please specify	1 (33,3%)
Total	3 (100,0%)

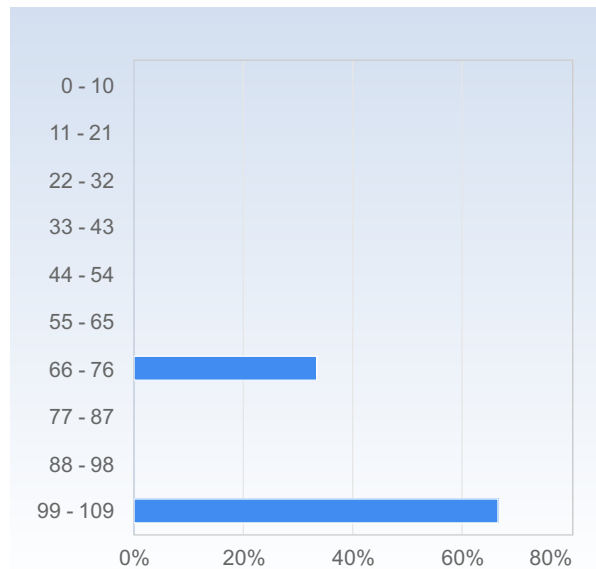


Your role in the course?	Mean	Standard Deviation
	3,3	4,0

If other, please specify
Student in chemistry program

Your participation in the lectures.

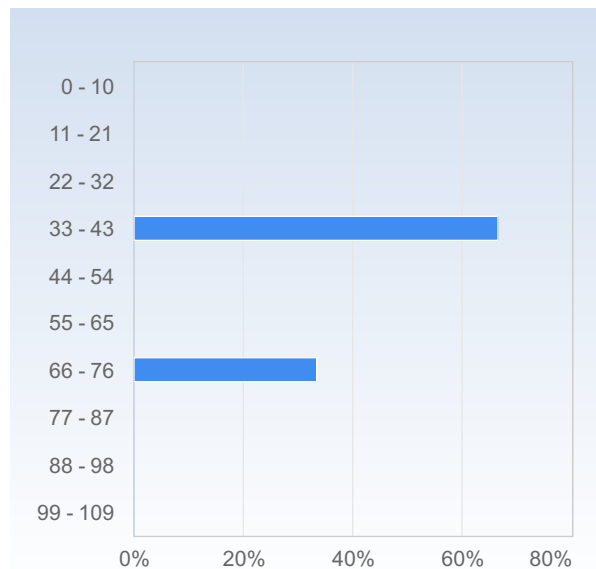
Your participation in the lectures.	Number of responses
0 - 10	0 (0,0%)
11 - 21	0 (0,0%)
22 - 32	0 (0,0%)
33 - 43	0 (0,0%)
44 - 54	0 (0,0%)
55 - 65	0 (0,0%)
66 - 76	1 (33,3%)
77 - 87	0 (0,0%)
88 - 98	0 (0,0%)
99 - 109	2 (66,7%)
Total	3 (100,0%)



Your participation in the lectures.	Mean	Standard Deviation
Your participation in the lectures.	90,0	17,3

Your participation in the training exercises.

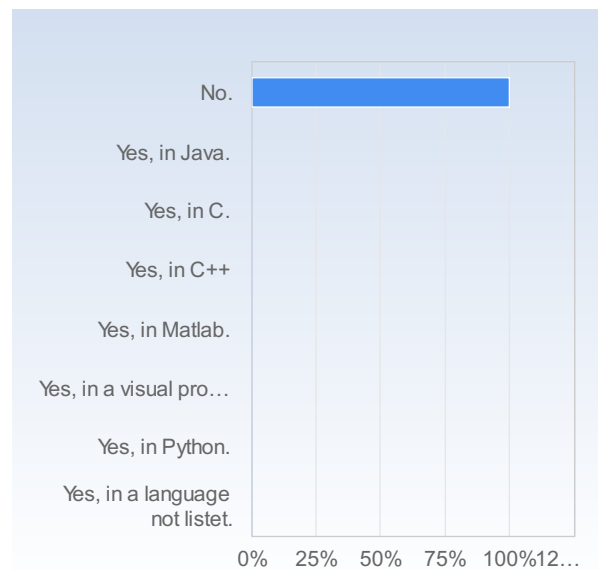
Your participation in the training exercises.	Number of responses
0 - 10	0 (0,0%)
11 - 21	0 (0,0%)
22 - 32	0 (0,0%)
33 - 43	2 (66,7%)
44 - 54	0 (0,0%)
55 - 65	0 (0,0%)
66 - 76	1 (33,3%)
77 - 87	0 (0,0%)
88 - 98	0 (0,0%)
99 - 109	0 (0,0%)
Total	3 (100,0%)



Your participation in the training exercises.	Mean	Standard Deviation
Your participation in the training exercises.	51,7	20,2

Have you ever have written a computer program before the course start? (Please give the most relevant answer)

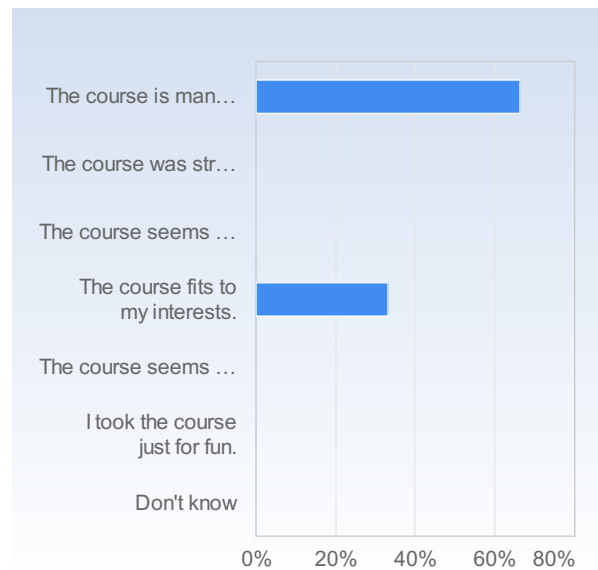
Have you ever have written a computer program before the course start? (Please give the most relevant answer)	Number of responses
No.	3 (100,0%)
Yes, in Java.	0 (0,0%)
Yes, in C.	0 (0,0%)
Yes, in C++	0 (0,0%)
Yes, in Matlab.	0 (0,0%)
Yes, in a visual programming language, like Snap! .	0 (0,0%)
Yes, in Python.	0 (0,0%)
Yes, in a language not listet.	0 (0,0%)
Total	3 (100,0%)



	Mean	Standard Deviation
Have you ever have written a computer program before the course start? (Please give the most relevant answer)	1,0	0,0

Why did you sign up for the course? (several answers possible)

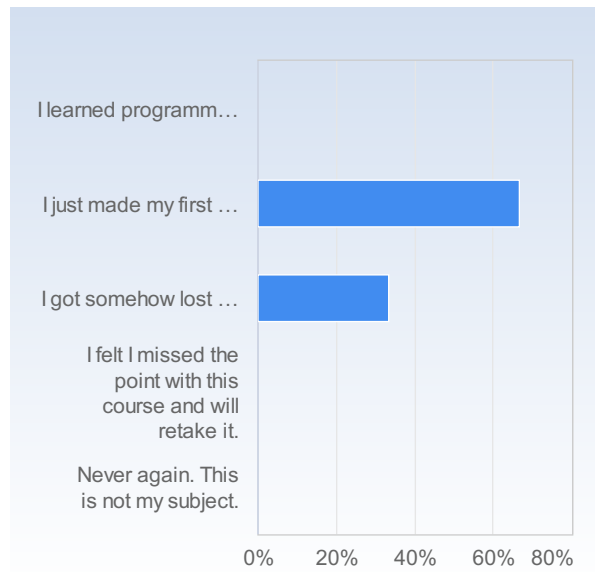
Why did you sign up for the course? (several answers possible)	Number of responses
The course is mandatory in my program.	2 (66,7%)
The course was strongly recommended in my program.	0 (0,0%)
The course seems to be relevant for my education.	0 (0,0%)
The course fits to my interests.	1 (33,3%)
The course seems to improve my chances on the work market.	0 (0,0%)
I took the course just for fun.	0 (0,0%)
Don't know	0 (0,0%)
Total	3 (100,0%)



	Mean	Standard Deviation
Why did you sign up for the course? (several answers possible)	2,0	1,7

Now that the lectures are done, my impression is.....

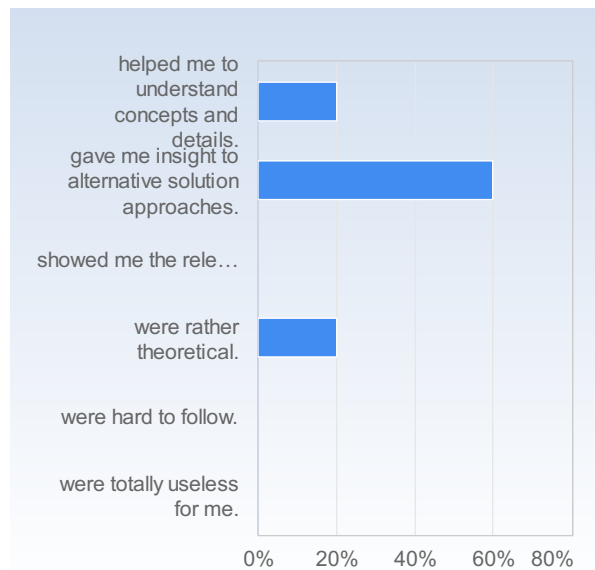
Now that the lectures are done, my impression is.....	Number of responses
I learned programming and I feel that can manage to write programs in mathematics and physics.	0 (0,0%)
I just made my first steps and got motivated to dive deeper into the subject.	2 (66,7%)
I got somehow lost during the course, but I think I will catch up.	1 (33,3%)
I felt I missed the point with this course and will retake it.	0 (0,0%)
Never again. This is not my subject.	0 (0,0%)
Total	3 (100,0%)



Now that the lectures are done, my impression is.....	Mean	Standard Deviation
	2,3	0,6

The lectures

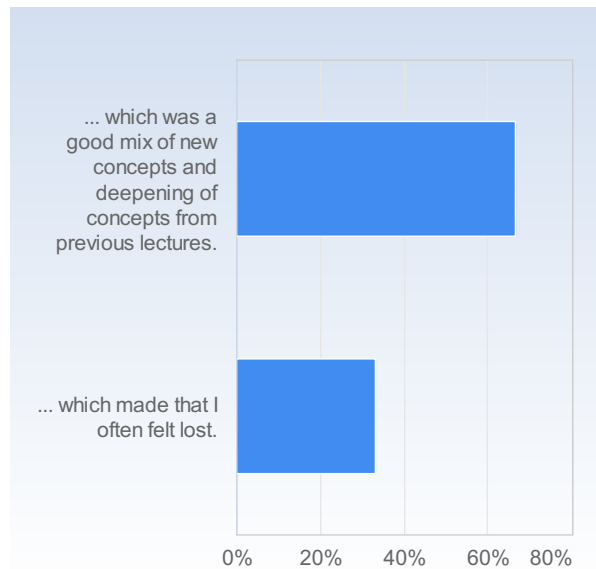
The lectures	Number of responses
helped me to understand concepts and details.	1 (33,3%)
gave me insight to alternative solution approaches.	3 (100,0%)
showed me the relevance of programming in mathematics/physics.	0 (0,0%)
were rather theoretical.	1 (33,3%)
were hard to follow.	0 (0,0%)
were totally useless for me.	0 (0,0%)
Total	5 (166,7%)



The lectures	Mean	Standard Deviation
	2,2	1,1

The material used during lectures was ordered in a way ...

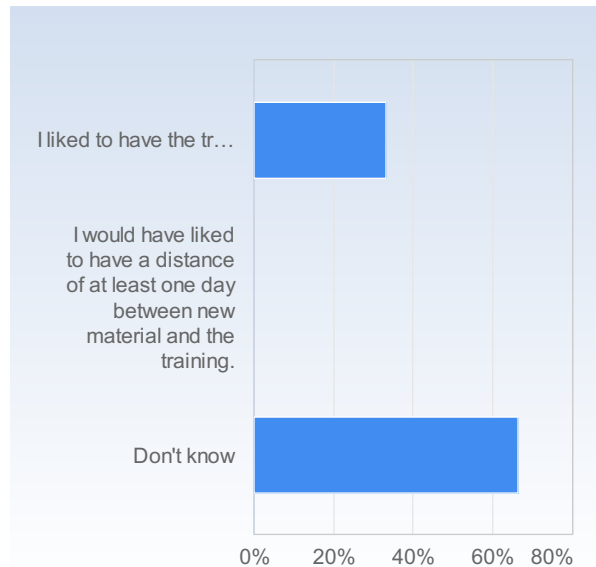
The material used during lectures was ordered in a way ...	Number of responses
... which was a good mix of new concepts and deepening of concepts from previous lectures.	2 (66,7%)
... which made that I often felt lost.	1 (33,3%)
Total	3 (100,0%)



The material used during lectures was ordered in a way ...	Mean	Standard Deviation
	1,3	0,6

Trainings Exercises

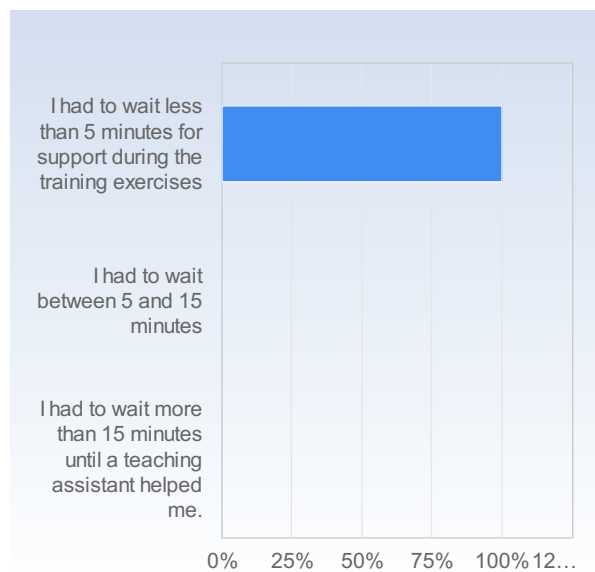
Trainings Exercises	Number of responses
I liked to have the trainings exercises directly after the lectures and that they made me work with "the topic of the day".	1 (33,3%)
I would have liked to have a distance of at least one day between new material and the training.	0 (0,0%)
Don't know	2 (66,7%)
Total	3 (100,0%)



Trainings Exercises	Mean	Standard Deviation
	1,0	0,0

Support

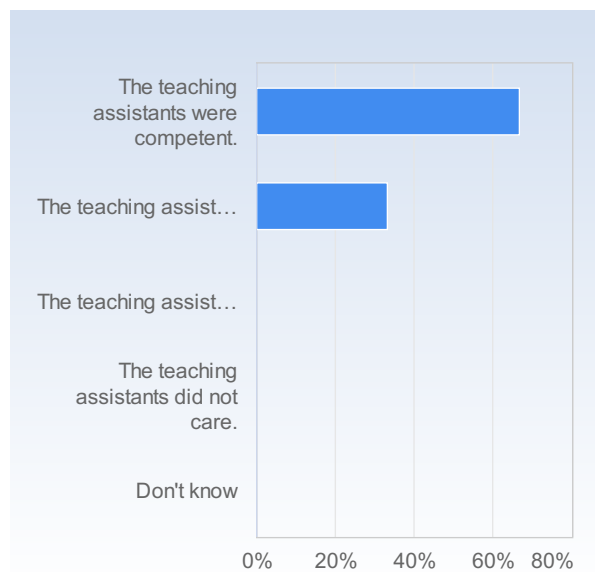
Support	Number of responses
I had to wait less than 5 minutes for support during the training exercises	2 (100,0%)
I had to wait between 5 and 15 minutes	0 (0,0%)
I had to wait more than 15 minutes until a teaching assistant helped me.	0 (0,0%)
Total	2 (100,0%)



	Mean	Standard Deviation
Support	1,0	0,0

Competence

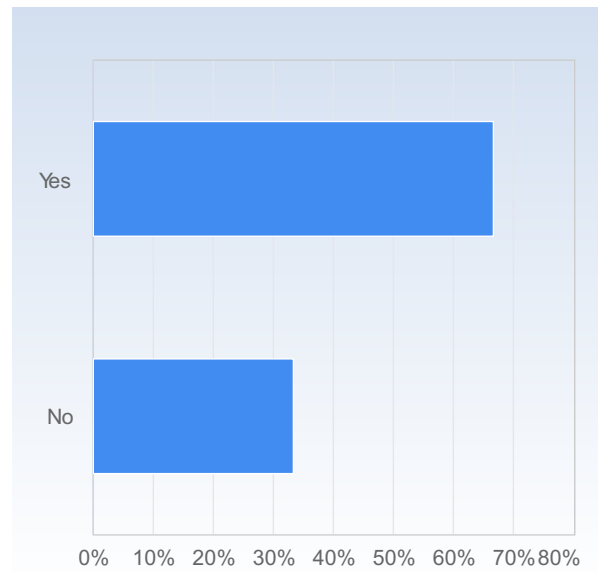
Competence	Number of responses
The teaching assistants were competent.	2 (66,7%)
The teaching assistant sometimes could not answer but found another one to help.	1 (33,3%)
The teaching assistants tried there best but gave me often wrong answers.	0 (0,0%)
The teaching assistants did not care.	0 (0,0%)
Don't know	0 (0,0%)
Total	3 (100,0%)



	Mean	Standard Deviation
Competence	1,3	0,6

Taining exercises. I worked in a group.

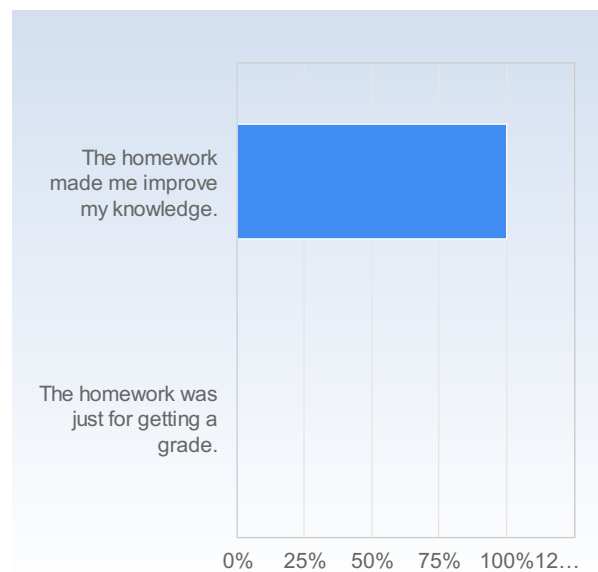
Taining exercises. I worked in a group.	Number of responses
Yes	2 (66,7%)
No	1 (33,3%)
Total	3 (100,0%)



Taining exercises. I worked in a group.	Mean	Standard Deviation
	1,3	0,6

Homework

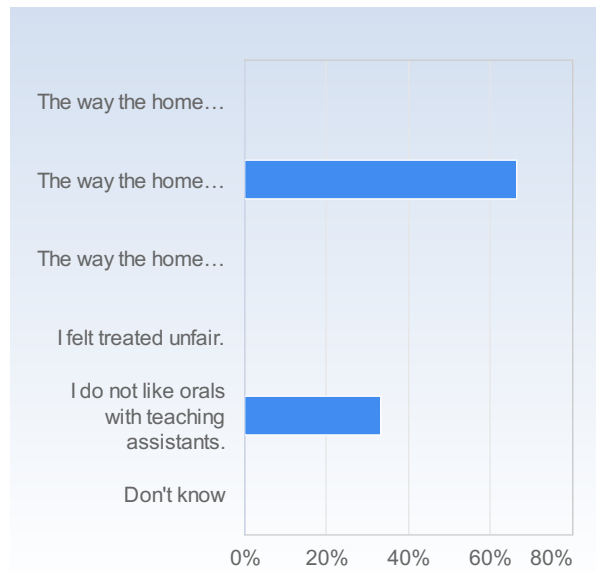
Homework	Number of responses
The homework made me improve my knowledge.	3 (100,0%)
The homework was just for getting a grade.	0 (0,0%)
Total	3 (100,0%)



Homework	Mean	Standard Deviation
	1,0	0,0

The homework presentations.

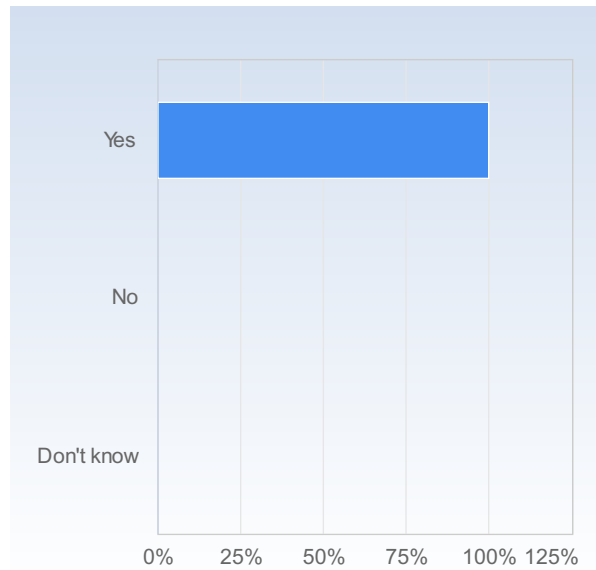
The homework presentations.	Number of responses
The way the homeworks were presented gave me a chance to get extra feedback.	0 (0,0%)
The way the homeworks were presented gave me a chance to show and test my knowledge.	2 (66,7%)
The way the homework was presented did not match to my effort I put into this work.	0 (0,0%)
I felt treated unfair.	0 (0,0%)
I do not like orals with teaching assistants.	1 (33,3%)
Don't know	0 (0,0%)
Total	3 (100,0%)



The homework presentations.	Mean	Standard Deviation
	3,0	1,7

I found it helpfull to work in groups for the homework

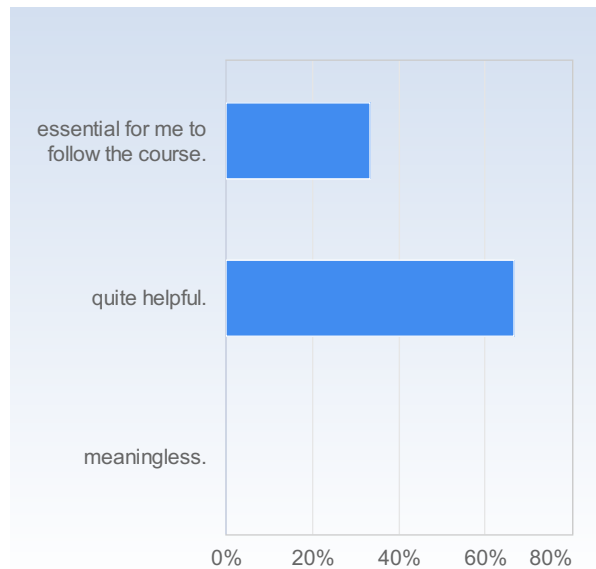
I found it helpfull to work in groups for the homework	Number of responses
Yes	3 (100,0%)
No	0 (0,0%)
Don't know	0 (0,0%)
Total	3 (100,0%)



I found it helpfull to work in groups for the homework	Mean	Standard Deviation
	1,0	0,0

Course material. The slides and Jupyter Notebook files were ...

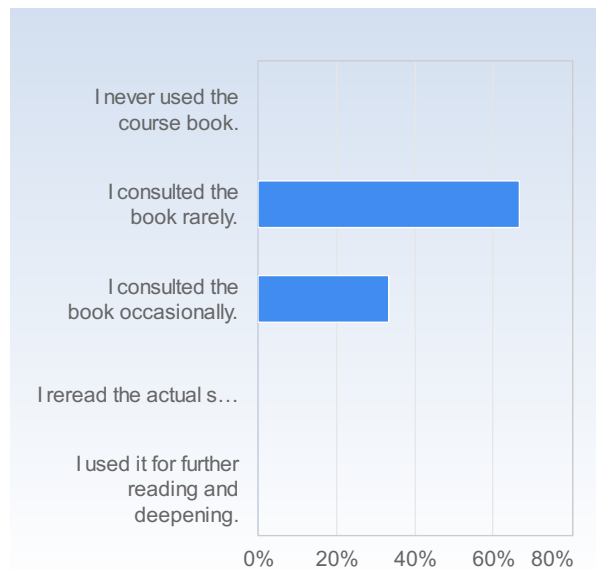
Course material. The slides and Jupyter Notebook files were ...	Number of responses
essential for me to follow the course.	1 (33,3%)
quite helpful.	2 (66,7%)
meaningless.	0 (0,0%)
Total	3 (100,0%)



Course material. The slides and Jupyter Notebook files were ...	Mean	Standard Deviation
	1,7	0,6

The course book.

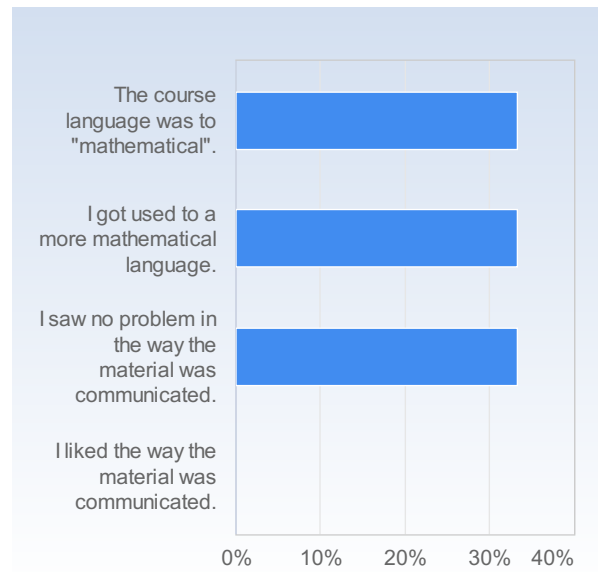
The course book.	Number of responses
I never used the course book.	0 (0,0%)
I consulted the book rarely.	2 (66,7%)
I consulted the book occasionally.	1 (33,3%)
I reread the actual sections of the lecture in the course book.	0 (0,0%)
I used it for further reading and deepening.	0 (0,0%)
Total	3 (100,0%)



The course book.	Mean	Standard Deviation
	2,3	0,6

Course style. Language

Course style. Language	Number of responses
The course language was to "mathematical".	1 (33,3%)
I got used to a more mathematical language.	1 (33,3%)
I saw no problem in the way the material was communicated.	1 (33,3%)
I liked the way the material was communicated.	0 (0,0%)
Total	3 (100,0%)



	Mean	Standard Deviation
Course style. Language	2,0	1,0

Here you can give final and summarizing comments, if you like