



LUNDS
UNIVERSITET

Matematikcentrum

Matematik NF

Sammanställning för MATB24 Linjär analys, vt 2020

Kursansvarig: Yacin Ameer

Antal studenter: 39 (detta antal har registrerat sig vid kursens canvas-sida).

Betyg: Totalt 15 godkända efter första ordinarie tentamen (betyg G eller VG).

Utvärdering

Sammanfattning av kursvärderingen: Se följande sidor.

Lärarens kommentarer: Jag är relativt nöjd med resultatet, och det verkar som att studenterna överlag är ganska tillfreds också.

Utvärdering av förändringar sedan förra kurstillfället: Vi har infört ny kurslitteratur, vilket var på det hela taget positivt, trots vissa smärre övergångsproblem t.ex. när det gäller val av övningsuppgifter för seminarierna, etc.

Förslag till förändringar inför nästa kurstillfälle: Om jag ger kursen igen, så kommer jag helt att övergå till den "nya" kurslitteraturen, och framför allt bara räkna övningsuppgifter från den. Det blir lite för splittrat att ha flera olika alternativa böcker.

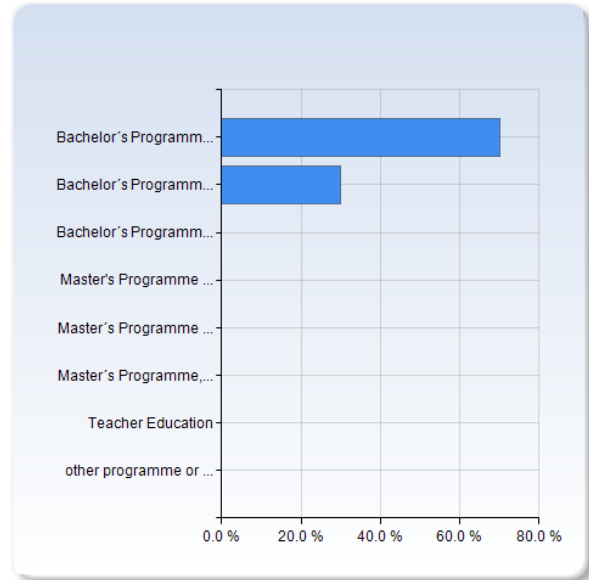
Sammanställare och datum för sammanställningen: Yacin Ameer, 1 April 2020.

Linear Analysis MATB24 VT20

Answer Count: 10

I have studied this course as part of

I have studied this course as part of	Number of Responses
Bachelor's Programme in Mathematics	7 (70.0%)
Bachelor's Programme in Physics, Theoretical Physics, Astronomy	3 (30.0%)
Bachelor's Programme, other specialization	0 (0.0%)
Master's Programme in Mathematics	0 (0.0%)
Master's Programme in Mathematical Statistics	0 (0.0%)
Master's Programme, other specialization	0 (0.0%)
Teacher Education	0 (0.0%)
other programme or as stand alone course	0 (0.0%)
Total	10 (100.0%)

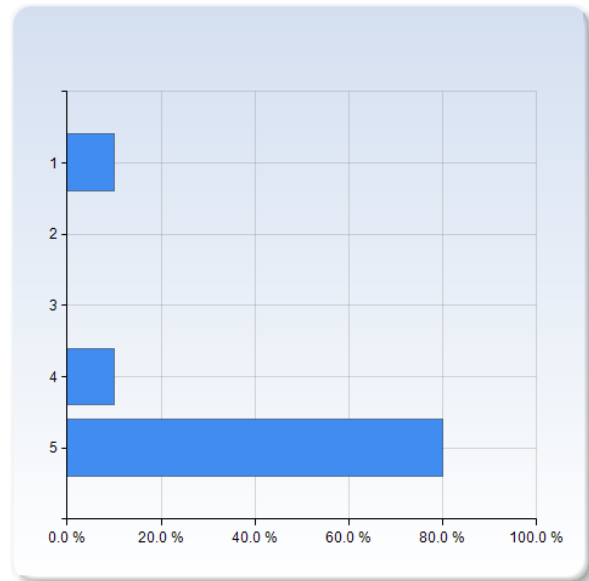


I have studied this course as part of	Mean	Standard Deviation
I have studied this course as part of	1.3	0.5

On the scale 1-5 select the option that best matches your opinion: 1= disagree completely → 3= partly agree → 5= agree completely

2. My prior knowledge has been sufficient to assimilate the contents of this course.

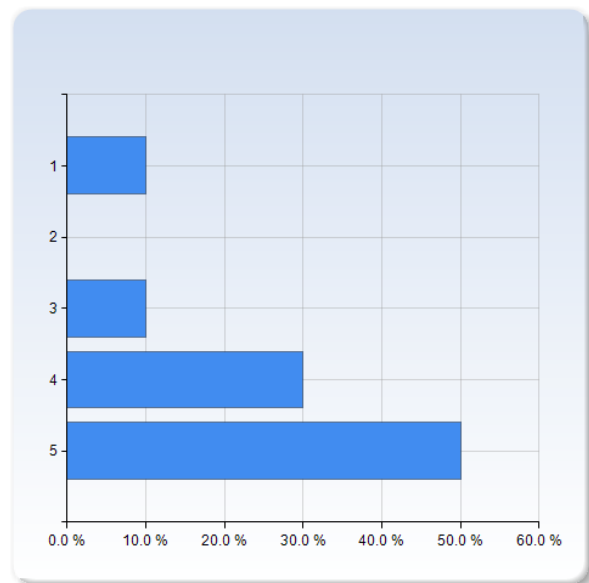
2. My prior knowledge has been sufficient to assimilate the contents of this course.	Number of Responses
1	1 (10.0%)
2	0 (0.0%)
3	0 (0.0%)
4	1 (10.0%)
5	8 (80.0%)
Total	10 (100.0%)



	Mean	Standard Deviation
2. My prior knowledge has been sufficient to assimilate the contents of this course.	4.5	1.3

3. I have participated actively in the course.

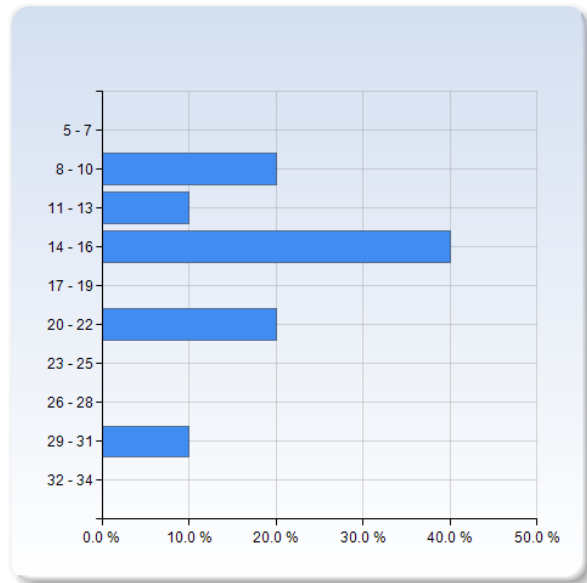
3. I have participated actively in the course.	Number of Responses
1	1 (10.0%)
2	0 (0.0%)
3	1 (10.0%)
4	3 (30.0%)
5	5 (50.0%)
Total	10 (100.0%)



	Mean	Standard Deviation
3. I have participated actively in the course.	4.1	1.3

Average number of hours spent in total on the course per week (including scheduled activities):

Average number of hours spent in total on the course per week (including scheduled activities):	Number of Responses
5 - 7	0 (0.0%)
8 - 10	2 (20.0%)
11 - 13	1 (10.0%)
14 - 16	4 (40.0%)
17 - 19	0 (0.0%)
20 - 22	2 (20.0%)
23 - 25	0 (0.0%)
26 - 28	0 (0.0%)
29 - 31	1 (10.0%)
32 - 34	0 (0.0%)
Total	10 (100.0%)



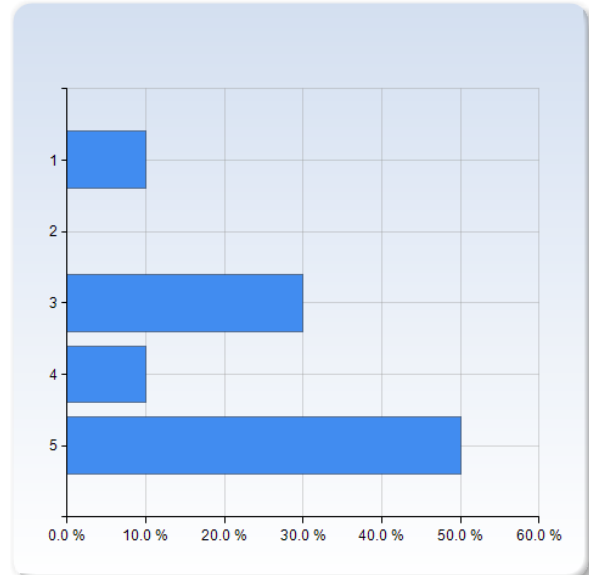
	Mean	Standard Deviation
Average number of hours spent in total on the course per week (including scheduled activities):	16.1	6.2

The course in general

On the scale 1-5 select the option that best matches your opinion: 1= disagree completely → 3= partly agree → 5= agree completely

The way the course was taught and organised suited me.

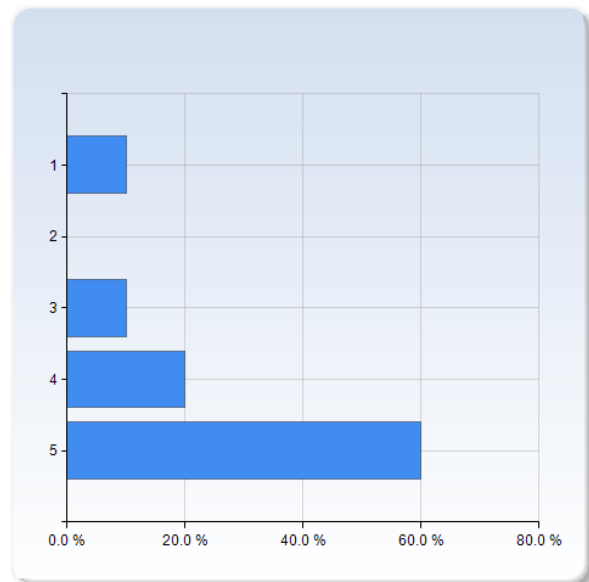
The way the course was taught and organised suited me.	Number of Responses
1	1 (10.0%)
2	0 (0.0%)
3	3 (30.0%)
4	1 (10.0%)
5	5 (50.0%)
Total	10 (100.0%)



	Mean	Standard Deviation
The way the course was taught and organised suited me.	3.9	1.4

The number of teacher lead activities (lectures, seminars etc.) has been satisfactory.

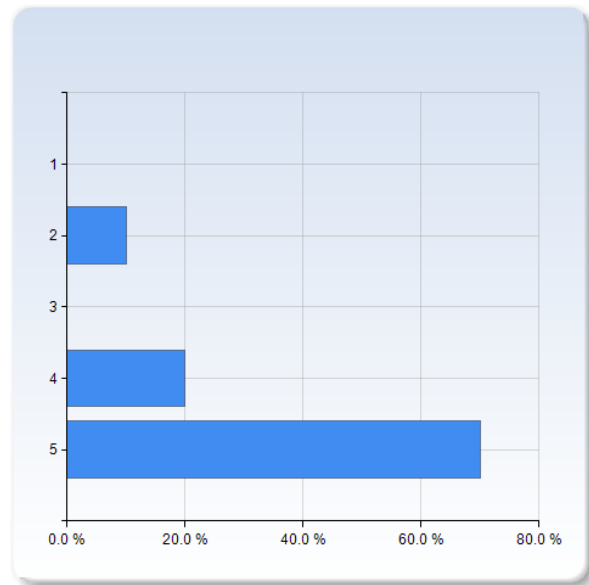
The number of teacher lead activities (lectures, seminars etc.) has been satisfactory.	Number of Responses
1	1 (10.0%)
2	0 (0.0%)
3	1 (10.0%)
4	2 (20.0%)
5	6 (60.0%)
Total	10 (100.0%)



	Mean	Standard Deviation
The number of teacher lead activities (lectures, seminars etc.) has been satisfactory.	4.2	1.3

The lectures were valuable for my learning.

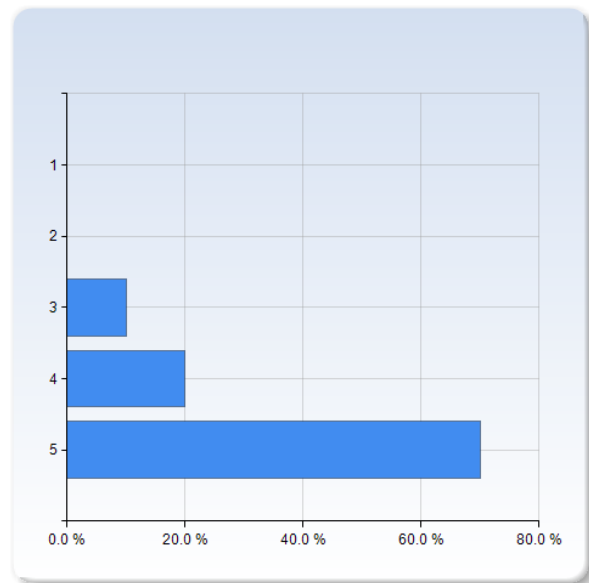
The lectures were valuable for my learning.	Number of Responses
1	0 (0.0%)
2	1 (10.0%)
3	0 (0.0%)
4	2 (20.0%)
5	7 (70.0%)
Total	10 (100.0%)



The lectures were valuable for my learning.	Mean	Standard Deviation
	4.5	1.0

The seminars were valuable for my learning.

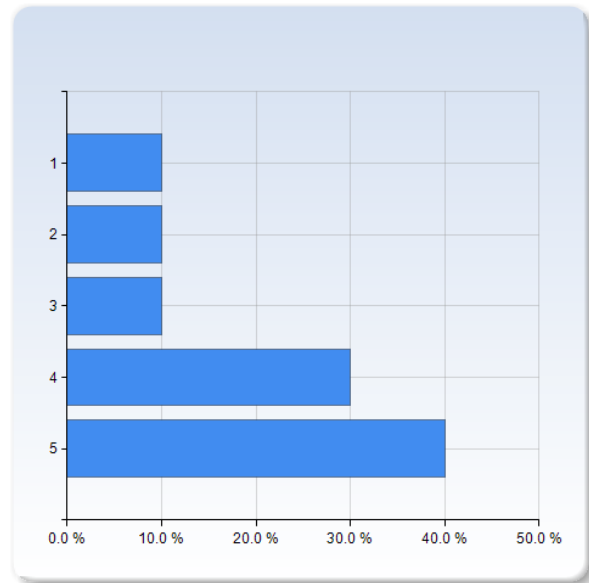
The seminars were valuable for my learning.	Number of Responses
1	0 (0.0%)
2	0 (0.0%)
3	1 (10.0%)
4	2 (20.0%)
5	7 (70.0%)
Total	10 (100.0%)



	Mean	Standard Deviation
The seminars were valuable for my learning.	4.6	0.7

Studying on my own was valuable for my learning.

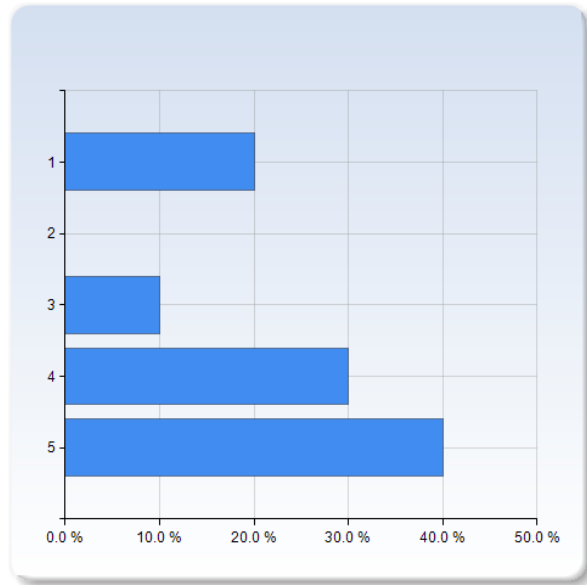
Studying on my own was valuable for my learning.	Number of Responses
1	1 (10.0%)
2	1 (10.0%)
3	1 (10.0%)
4	3 (30.0%)
5	4 (40.0%)
Total	10 (100.0%)



	Mean	Standard Deviation
Studying on my own was valuable for my learning.	3.8	1.4

The course literature/material was a valuable learning resource.

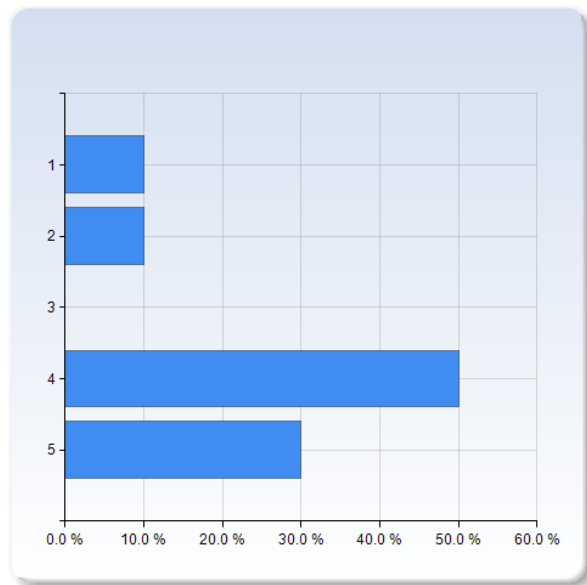
The course literature/material was a valuable learning resource.	Number of Responses
1	2 (20.0%)
2	0 (0.0%)
3	1 (10.0%)
4	3 (30.0%)
5	4 (40.0%)
Total	10 (100.0%)



The course literature/material was a valuable learning resource.	Mean	Standard Deviation
	3.7	1.6

The information I received before the course start was satisfactory.

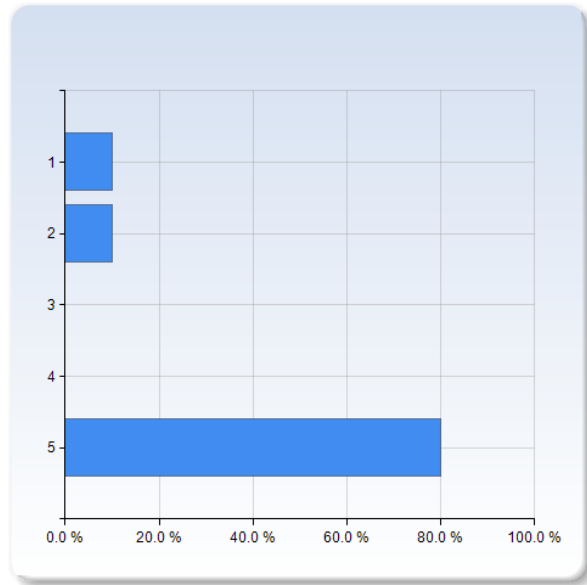
The information I received before the course start was satisfactory.	Number of Responses
1	1 (10.0%)
2	1 (10.0%)
3	0 (0.0%)
4	5 (50.0%)
5	3 (30.0%)
Total	10 (100.0%)



The information I received before the course start was satisfactory.	Mean	Standard Deviation
	3.8	1.3

The communication with the teaching staff during the course was good.

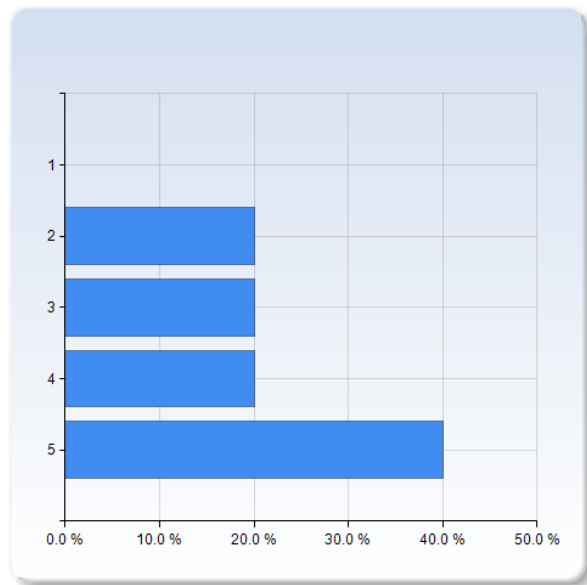
The communication with the teaching staff during the course was good.	Number of Responses
1	1 (10.0%)
2	1 (10.0%)
3	0 (0.0%)
4	0 (0.0%)
5	8 (80.0%)
Total	10 (100.0%)



	Mean	Standard Deviation
The communication with the teaching staff during the course was good.	4.3	1.5

It was clear throughout the course what was expected of me.

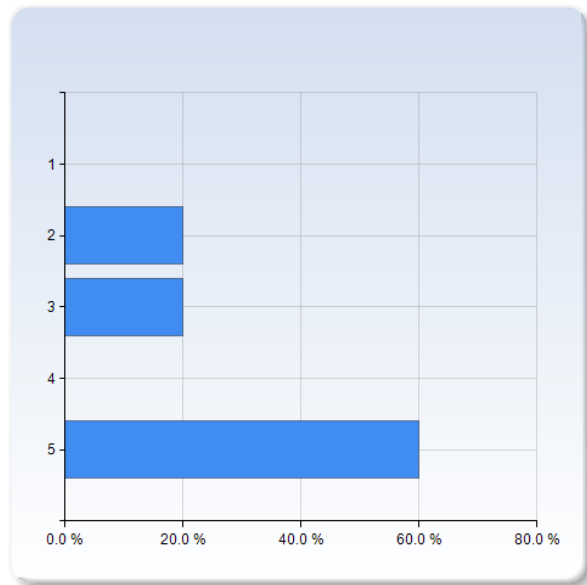
It was clear throughout the course what was expected of me.	Number of Responses
1	0 (0.0%)
2	2 (20.0%)
3	2 (20.0%)
4	2 (20.0%)
5	4 (40.0%)
Total	10 (100.0%)



	Mean	Standard Deviation
It was clear throughout the course what was expected of me.	3.8	1.2

I have received valuable feedback from my teacher/teachers during the course.

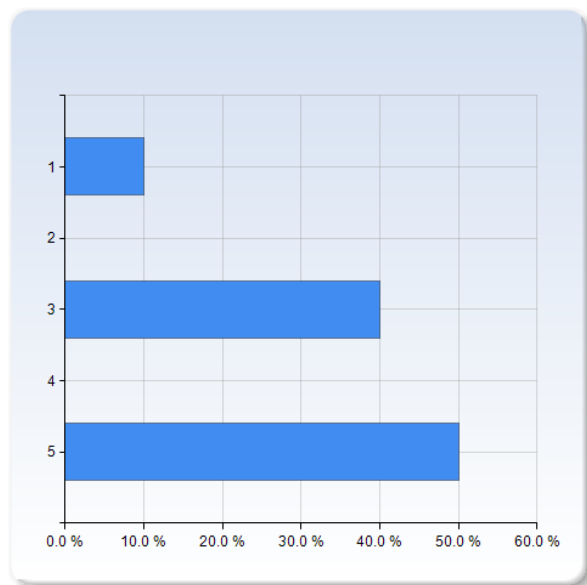
I have received valuable feedback from my teacher /teachers during the course.	Number of Responses
1	0 (0.0%)
2	2 (20.0%)
3	2 (20.0%)
4	0 (0.0%)
5	6 (60.0%)
Total	10 (100.0%)



I have received valuable feedback from my teacher/teachers during the course.	Mean	Standard Deviation
	4.0	1.3

The course had a reasonable workload.

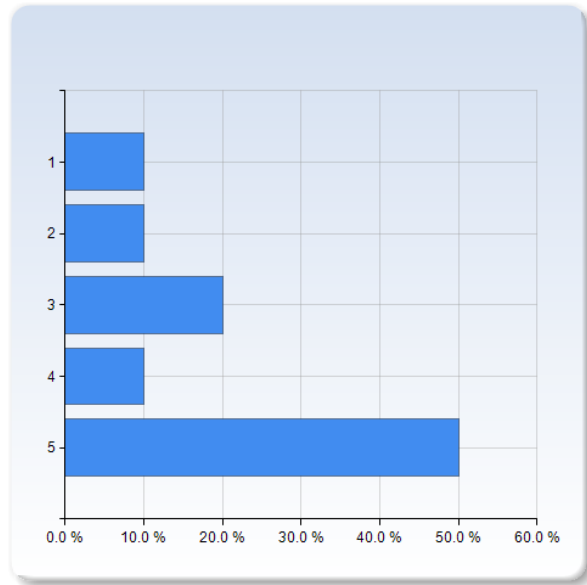
The course had a reasonable workload.	Number of Responses
1	1 (10.0%)
2	0 (0.0%)
3	4 (40.0%)
4	0 (0.0%)
5	5 (50.0%)
Total	10 (100.0%)



The course had a reasonable workload.	Mean	Standard Deviation
	3.8	1.4

The workload was evenly distributed throughout the course.

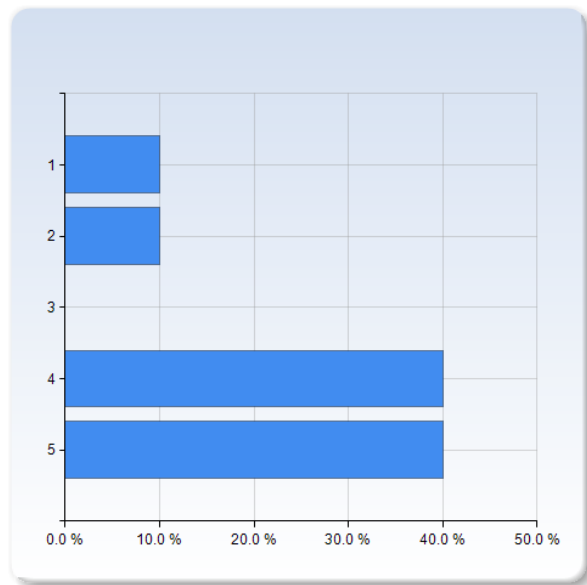
The workload was evenly distributed throughout the course.	Number of Responses
1	1 (10.0%)
2	1 (10.0%)
3	2 (20.0%)
4	1 (10.0%)
5	5 (50.0%)
Total	10 (100.0%)



	Mean	Standard Deviation
The workload was evenly distributed throughout the course.	3.8	1.5

The examination matched the contents and level of the course.

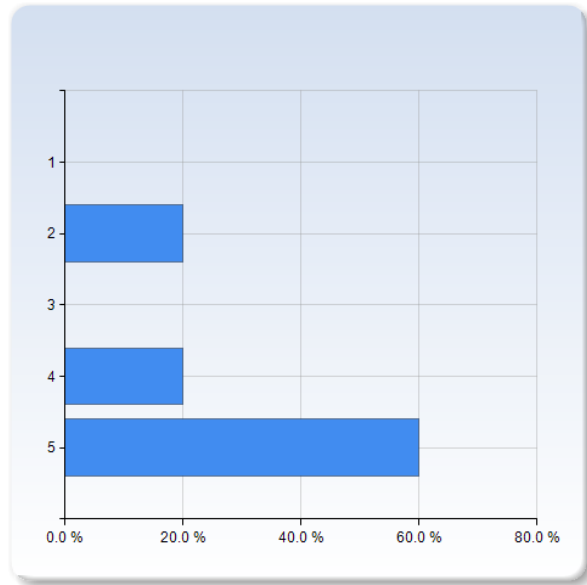
The examination matched the contents and level of the course.	Number of Responses
1	1 (10.0%)
2	1 (10.0%)
3	0 (0.0%)
4	4 (40.0%)
5	4 (40.0%)
Total	10 (100.0%)



	Mean	Standard Deviation
The examination matched the contents and level of the course.	3.9	1.4

Overall, I am satisfied with the course.

Overall, I am satisfied with the course.	Number of Responses
1	0 (0.0%)
2	2 (20.0%)
3	0 (0.0%)
4	2 (20.0%)
5	6 (60.0%)
Total	10 (100.0%)

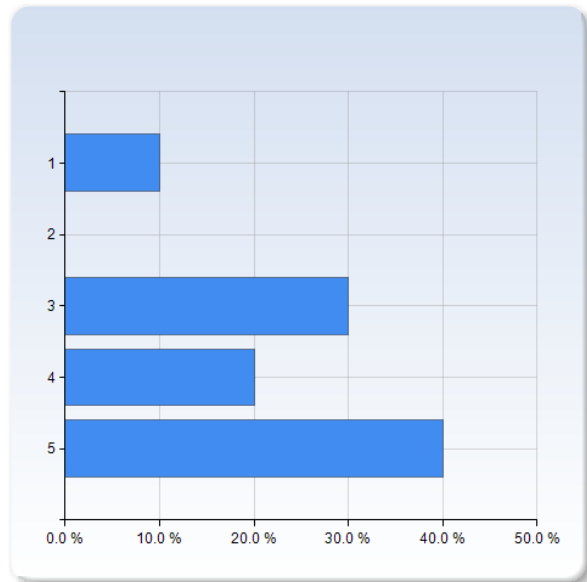


	Mean	Standard Deviation
Overall, I am satisfied with the course.	4.2	1.2

On the development of generic skills

On a scale 1-5 select the option that best matches your opinion: 1= disagree completely → 3= partly agree → 5= agree completely
The course has increased my ability to read a mathematical text.

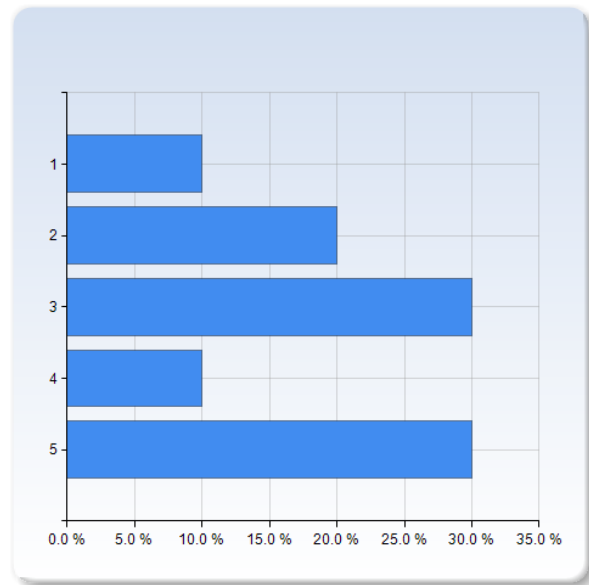
The course has increased my ability to read a mathematical text.	Number of Responses
1	1 (10.0%)
2	0 (0.0%)
3	3 (30.0%)
4	2 (20.0%)
5	4 (40.0%)
Total	10 (100.0%)



	Mean	Standard Deviation
The course has increased my ability to read a mathematical text.	3.8	1.3

The course has increased my ability to communicate the subject in writing.

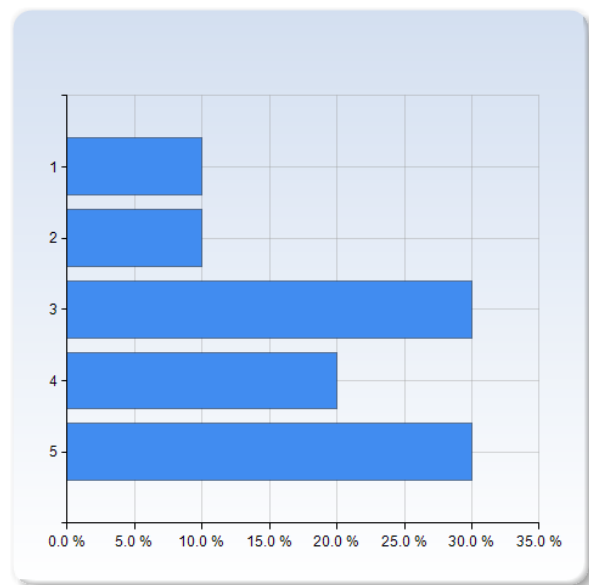
The course has increased my ability to communicate the subject in writing.	Number of Responses
1	1 (10.0%)
2	2 (20.0%)
3	3 (30.0%)
4	1 (10.0%)
5	3 (30.0%)
Total	10 (100.0%)



	Mean	Standard Deviation
The course has increased my ability to communicate the subject in writing.	3.3	1.4

The course has increased my ability to communicate the subject orally.

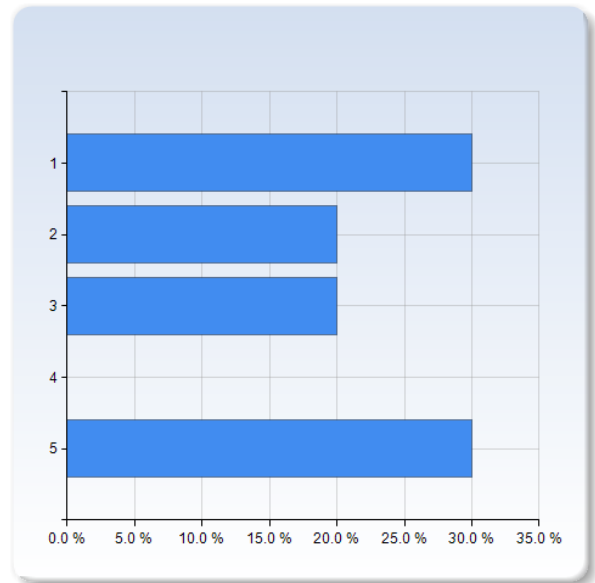
The course has increased my ability to communicate the subject orally.	Number of Responses
1	1 (10.0%)
2	1 (10.0%)
3	3 (30.0%)
4	2 (20.0%)
5	3 (30.0%)
Total	10 (100.0%)



	Mean	Standard Deviation
The course has increased my ability to communicate the subject orally.	3.5	1.4

The course has increased my ability to cooperate.

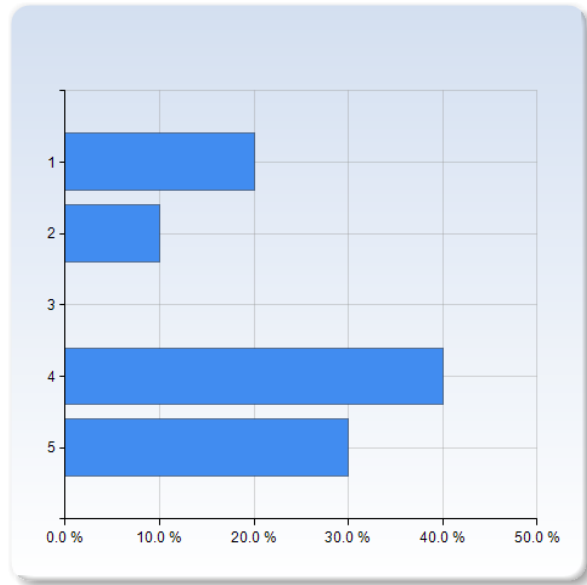
The course has increased my ability to cooperate.	Number of Responses
1	3 (30.0%)
2	2 (20.0%)
3	2 (20.0%)
4	0 (0.0%)
5	3 (30.0%)
Total	10 (100.0%)



	Mean	Standard Deviation
The course has increased my ability to cooperate.	2.8	1.7

The course has increased my ability to search and process information.

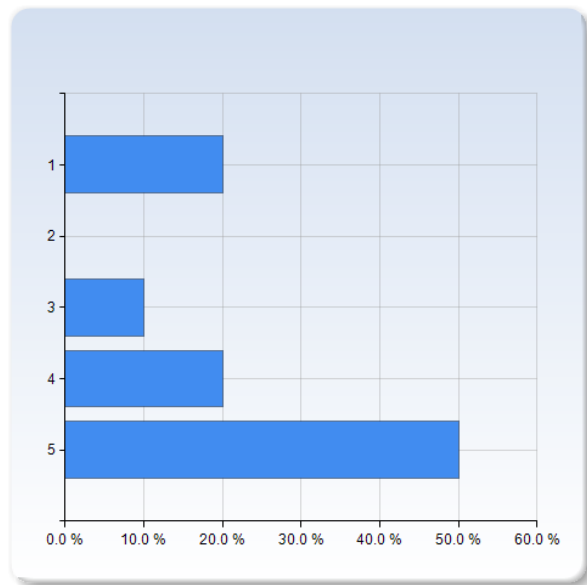
The course has increased my ability to search and process information.	Number of Responses
1	2 (20.0%)
2	1 (10.0%)
3	0 (0.0%)
4	4 (40.0%)
5	3 (30.0%)
Total	10 (100.0%)



The course has increased my ability to search and process information.	Mean	Standard Deviation
	3.5	1.6

The course has increased my ability to analyze and solve problems.

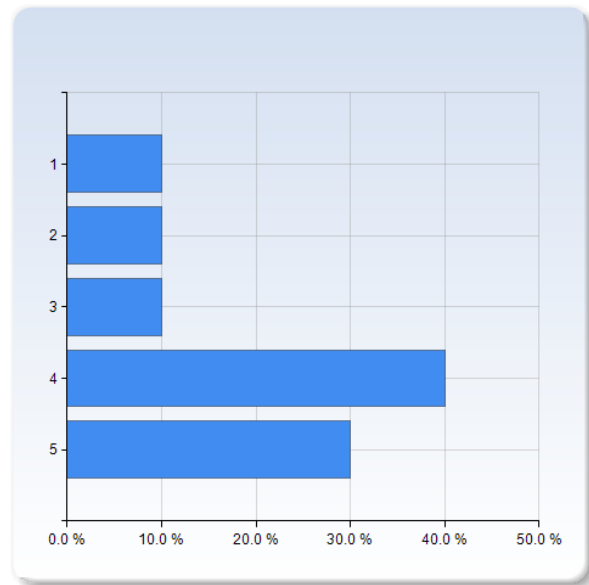
The course has increased my ability to analyze and solve problems.	Number of Responses
1	2 (20.0%)
2	0 (0.0%)
3	1 (10.0%)
4	2 (20.0%)
5	5 (50.0%)
Total	10 (100.0%)



The course has increased my ability to analyze and solve problems.	Mean	Standard Deviation
	3.8	1.6

As a result of this course, I feel confident about tackling unfamiliar problems.

As a result of this course, I feel confident about tackling unfamiliar problems.	Number of Responses
1	1 (10.0%)
2	1 (10.0%)
3	1 (10.0%)
4	4 (40.0%)
5	3 (30.0%)
Total	10 (100.0%)



	Mean	Standard Deviation
As a result of this course, I feel confident about tackling unfamiliar problems.	3.7	1.3