



LUND
UNIVERSITY

Centre for Mathematical Sciences
Mathematics, Faculty of Science

Centre for Mathematical Sciences
Division of Mathematics and Numerical Analysis

Course Analysis for MATP43 Representation Theory of Quivers and Algebras, Autumn 2023

Course Information

Lecturer: Gustavo Jasso

Teaching assistants: None.

Number of students: 21 newly registered.

3 students answered the course evaluation, 1 is enrolled in the Bachelor's Programme in Mathematics and 2 are enrolled in the Master's Programme in Mathematics.

Examination

Oral examination: 13 newly registered students passed.

Written examination: 13 newly registered students passed.

- Ordinary examination 20/12 2023: 11 students participated and 7 of them passed.
- Resit examination 09/01 2024: 8 students participated and 6 of them passed.

Final grades

In all, 13 students have got their final grade.

9 passed with distinction.

4 passed.

Course Evaluation

Summary of student's answers:

Although only three students answered the course evaluation, it can be seen from their answers that there was great variation in the perception of the course's difficulty and required previous knowledge (see for example question 2 and the average number of hours spent studying for the course). Similarly, the answers to question 7 show a similar discrepancy with respect to the difficulty of the written examination. Furthermore, students would have liked to have more lectures and more discussions of solutions to exercise problems during the seminars.

Teachers' comments:

The course was taught during the second period of the Autumn term. The lectures took place twice per week, for a total of 14 lectures. The seminars were scheduled in consultation with the students. This being an advanced master's course, the seminars were focused on discussing the material of previous lectures based on questions from the students in order to help the students deepen their understanding of the material. Solutions to selected exercises were discussed during the seminars. The course was administered through Canvas, where handwritten lecture notes were posted shortly before each lecture.

Changes from the previous course realisation:

This was the first iteration of this course.

Suggestions for the next course realisation:

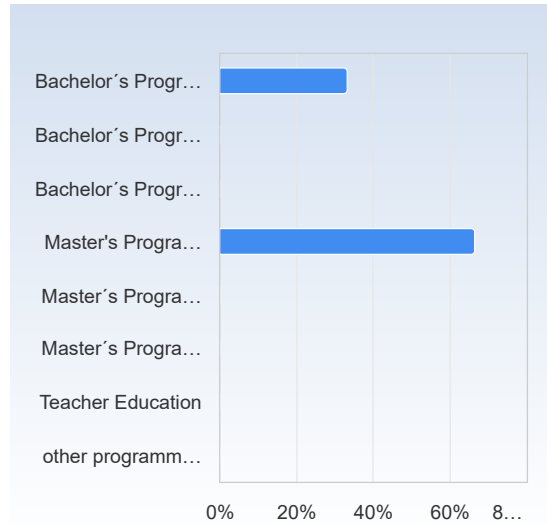
The seminars should be scheduled in TimeEdit since the beginning of the period. Solutions to more exercises should be discussed during the seminars. Also, 14 teaching sessions are insufficient to cover the contents of the course. A more suitable number of teaching sessions would be 18 or 19. The syllabus should also be revised; for example, the topic 'abelian categories' should be removed due to time constraints and perhaps other changes might be necessary.

MATP43 Representation Theory of Quivers and Algebras

Answer Count: 3

I have studied this course as part of

I have studied this course as part of	Number of responses
Bachelor's Programme in Mathematics	1 (33.3%)
Bachelor's Programme in Physics, Theoretical Physics, Astronomy	0 (0.0%)
Bachelor's Programme, other specialization	0 (0.0%)
Master's Programme in Mathematics	2 (66.7%)
Master's Programme in Mathematical Statistics	0 (0.0%)
Master's Programme, other specialization	0 (0.0%)
Teacher Education	0 (0.0%)
other programme or as stand alone course	0 (0.0%)
Total	3 (100.0%)

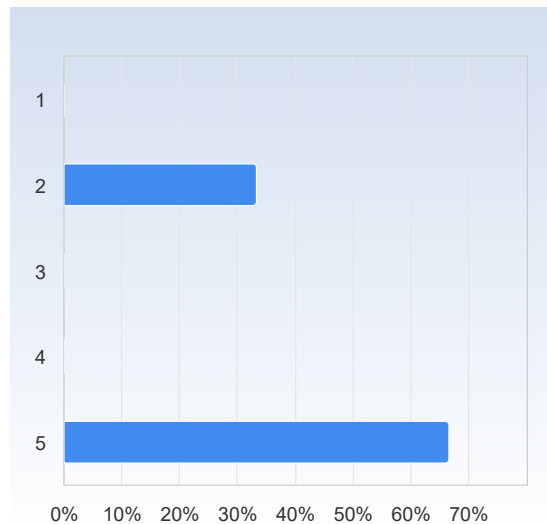


	Mean	Standard Deviation
I have studied this course as part of	3.0	1.7

On the scale 1-5 select the option that best matches your opinion: 1= disagree completely → 3= partly agree → 5= agree completely

2. My prior knowledge has been sufficient to assimilate the contents of this course.

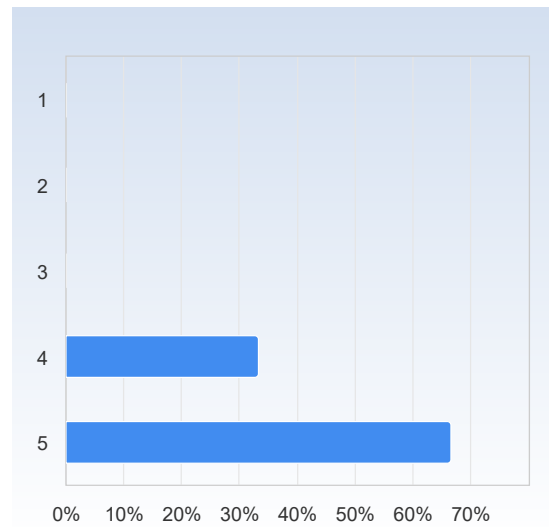
2. My prior knowledge has been sufficient to assimilate the contents of this course.	Number of responses
1	0 (0.0%)
2	1 (33.3%)
3	0 (0.0%)
4	0 (0.0%)
5	2 (66.7%)
Total	3 (100.0%)



	Mean	Standard Deviation
2. My prior knowledge has been sufficient to assimilate the contents of this course.	4.0	1.7

3. I have participated actively in the course.

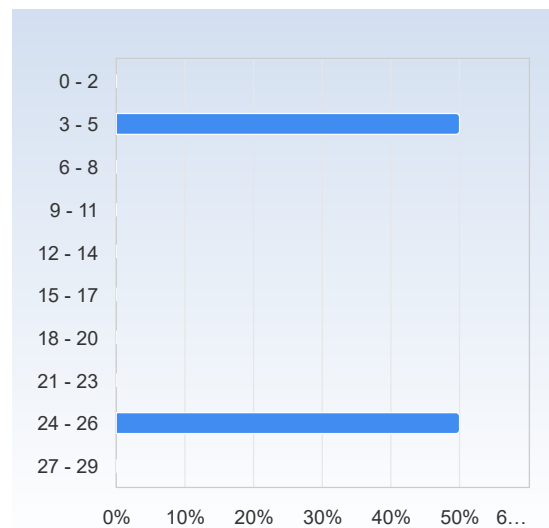
3. I have participated actively in the course.	Number of responses
1	0 (0.0%)
2	0 (0.0%)
3	0 (0.0%)
4	1 (33.3%)
5	2 (66.7%)
Total	3 (100.0%)



	Mean	Standard Deviation
3. I have participated actively in the course.	4.7	0.6

Average number of hours spent in total on the course per week (including scheduled activities):

Average number of hours spent in total on the course per week (including scheduled activities):	Number of responses
0 - 2	0 (0.0%)
3 - 5	1 (50.0%)
6 - 8	0 (0.0%)
9 - 11	0 (0.0%)
12 - 14	0 (0.0%)
15 - 17	0 (0.0%)
18 - 20	0 (0.0%)
21 - 23	0 (0.0%)
24 - 26	1 (50.0%)
27 - 29	0 (0.0%)
Total	2 (100.0%)



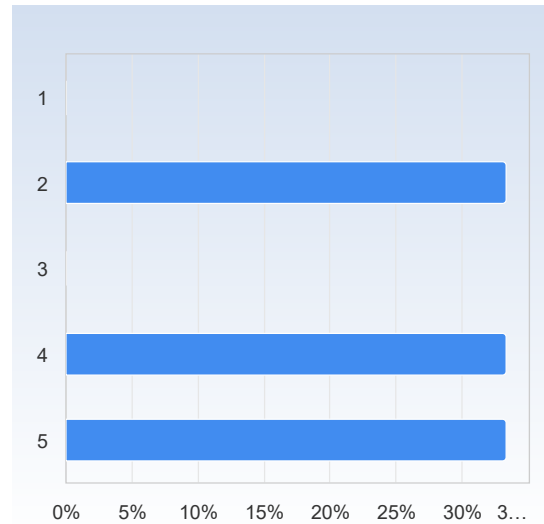
	Mean	Standard Deviation
Average number of hours spent in total on the course per week (including scheduled activities):	14.5	14.8

The course in general

On the scale 1-5 select the option that best matches your opinion: 1= disagree completely → 3= partly agree → 5= agree completely

The way the course was taught and organised suited me.

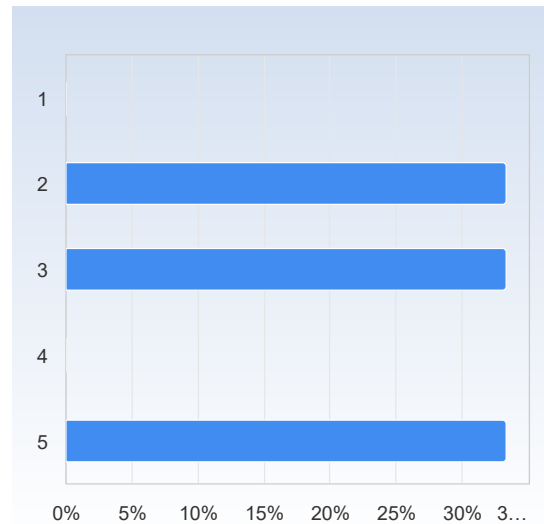
The way the course was taught and organised suited me.	Number of responses
1	0 (0.0%)
2	1 (33.3%)
3	0 (0.0%)
4	1 (33.3%)
5	1 (33.3%)
Total	3 (100.0%)



	Mean	Standard Deviation
The way the course was taught and organised suited me.	3.7	1.5

The number of teacher lead activities (lectures, seminars etc.) has been satisfactory.

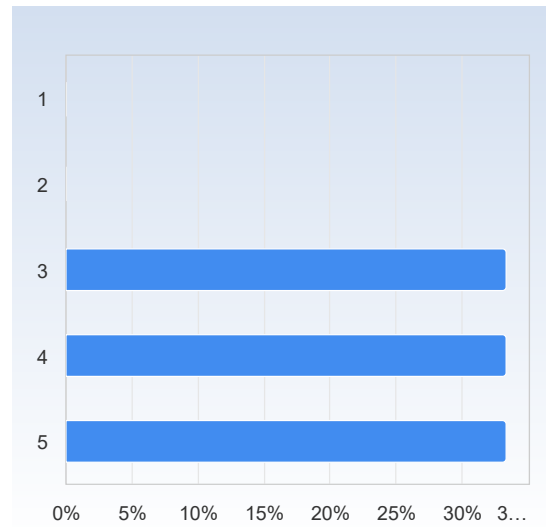
The number of teacher lead activities (lectures, seminars etc.) has been satisfactory.	Number of responses
1	0 (0.0%)
2	1 (33.3%)
3	1 (33.3%)
4	0 (0.0%)
5	1 (33.3%)
Total	3 (100.0%)



	Mean	Standard Deviation
The number of teacher lead activities (lectures, seminars etc.) has been satisfactory.	3.3	1.5

The lectures were valuable for my learning.

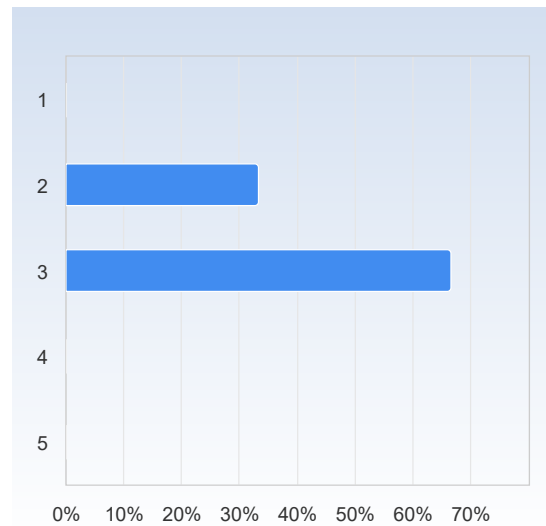
The lectures were valuable for my learning.	Number of responses
1	0 (0.0%)
2	0 (0.0%)
3	1 (33.3%)
4	1 (33.3%)
5	1 (33.3%)
Total	3 (100.0%)



	Mean	Standard Deviation
The lectures were valuable for my learning.	4.0	1.0

The seminars were valuable for my learning.

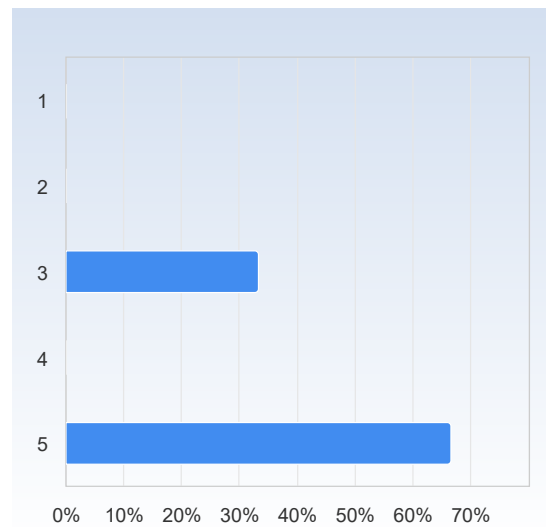
The seminars were valuable for my learning.	Number of responses
1	0 (0.0%)
2	1 (33.3%)
3	2 (66.7%)
4	0 (0.0%)
5	0 (0.0%)
Total	3 (100.0%)



	Mean	Standard Deviation
The seminars were valuable for my learning.	2.7	0.6

Studying on my own was valuable for my learning.

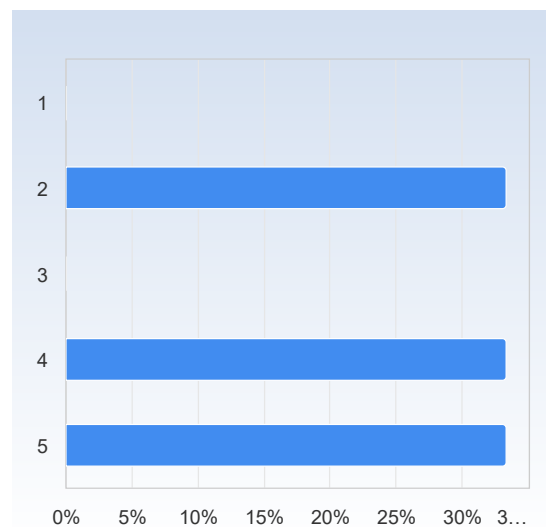
Studying on my own was valuable for my learning.	Number of responses
1	0 (0.0%)
2	0 (0.0%)
3	1 (33.3%)
4	0 (0.0%)
5	2 (66.7%)
Total	3 (100.0%)



	Mean	Standard Deviation
Studying on my own was valuable for my learning.	4.3	1.2

The course literature/material was a valuable learning resource.

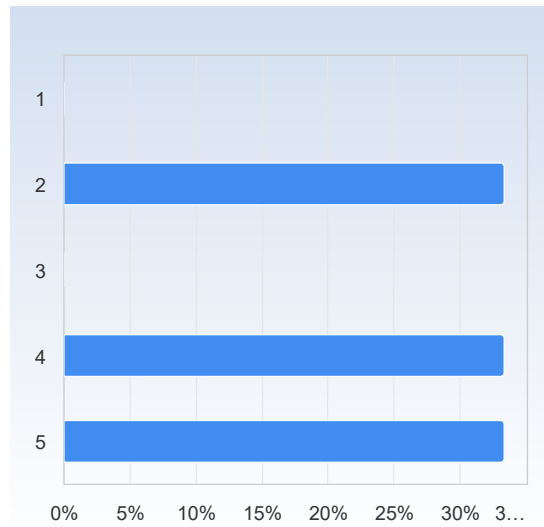
The course literature/material was a valuable learning resource.	Number of responses
1	0 (0.0%)
2	1 (33.3%)
3	0 (0.0%)
4	1 (33.3%)
5	1 (33.3%)
Total	3 (100.0%)



	Mean	Standard Deviation
The course literature/material was a valuable learning resource.	3.7	1.5

The information I received before the course start was satisfactory.

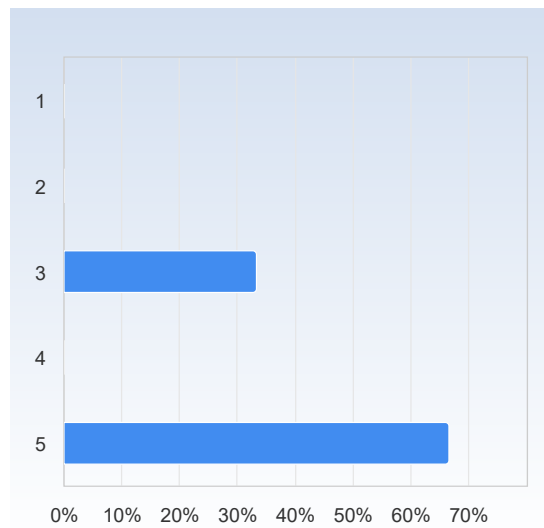
The information I received before the course start was satisfactory.	Number of responses
1	0 (0.0%)
2	1 (33.3%)
3	0 (0.0%)
4	1 (33.3%)
5	1 (33.3%)
Total	3 (100.0%)



	Mean	Standard Deviation
The information I received before the course start was satisfactory.	3.7	1.5

The communication with the teaching staff during the course was good.

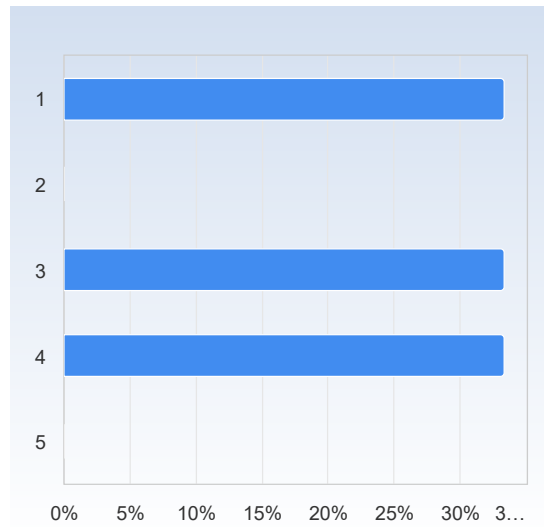
The communication with the teaching staff during the course was good.	Number of responses
1	0 (0.0%)
2	0 (0.0%)
3	1 (33.3%)
4	0 (0.0%)
5	2 (66.7%)
Total	3 (100.0%)



	Mean	Standard Deviation
The communication with the teaching staff during the course was good.	4.3	1.2

It was clear throughout the course what was expected of me.

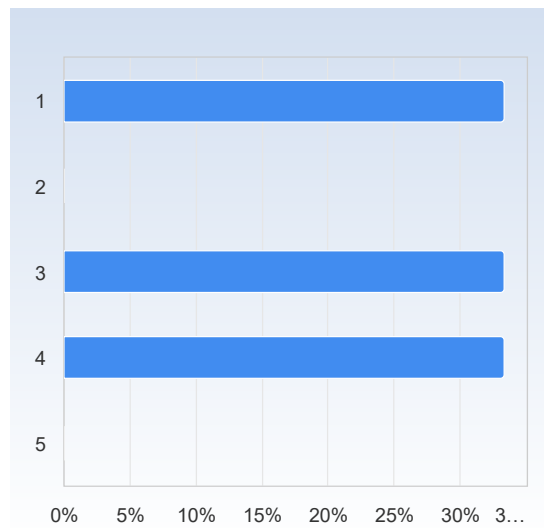
It was clear throughout the course what was expected of me.	Number of responses
1	1 (33.3%)
2	0 (0.0%)
3	1 (33.3%)
4	1 (33.3%)
5	0 (0.0%)
Total	3 (100.0%)



	Mean	Standard Deviation
It was clear throughout the course what was expected of me.	2.7	1.5

I have received valuable feedback from my teacher/teachers during the course.

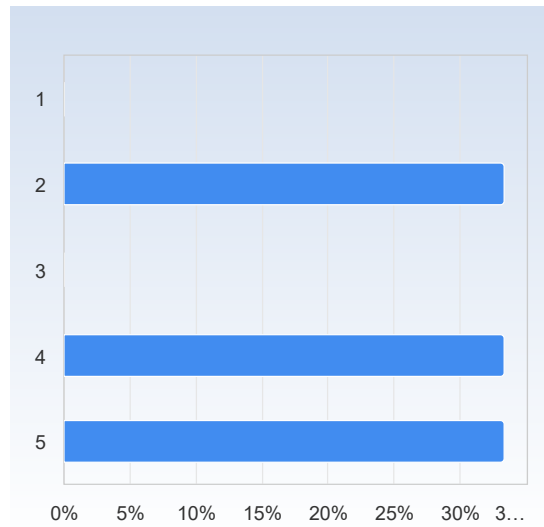
I have received valuable feedback from my teacher /teachers during the course.	Number of responses
1	1 (33.3%)
2	0 (0.0%)
3	1 (33.3%)
4	1 (33.3%)
5	0 (0.0%)
Total	3 (100.0%)



	Mean	Standard Deviation
I have received valuable feedback from my teacher/teachers during the course.	2.7	1.5

The course had a reasonable workload.

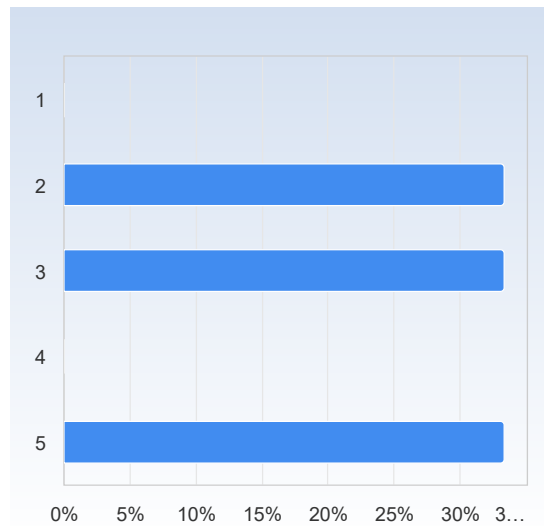
The course had a reasonable workload.	Number of responses
1	0 (0.0%)
2	1 (33.3%)
3	0 (0.0%)
4	1 (33.3%)
5	1 (33.3%)
Total	3 (100.0%)



	Mean	Standard Deviation
The course had a reasonable workload.	3.7	1.5

The workload was evenly distributed throughout the course.

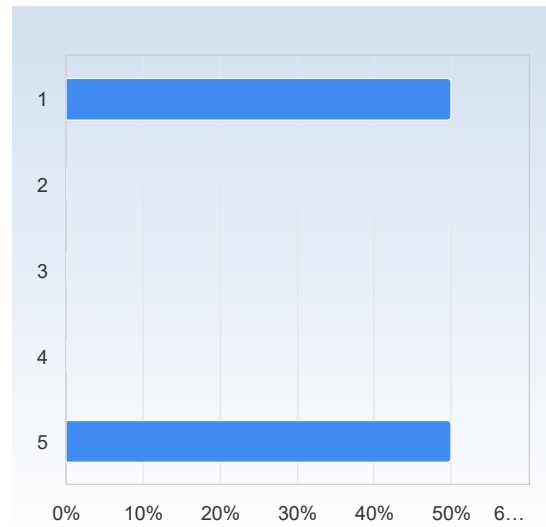
The workload was evenly distributed throughout the course.	Number of responses
1	0 (0.0%)
2	1 (33.3%)
3	1 (33.3%)
4	0 (0.0%)
5	1 (33.3%)
Total	3 (100.0%)



	Mean	Standard Deviation
The workload was evenly distributed throughout the course.	3.3	1.5

The examination matched the contents and level of the course.

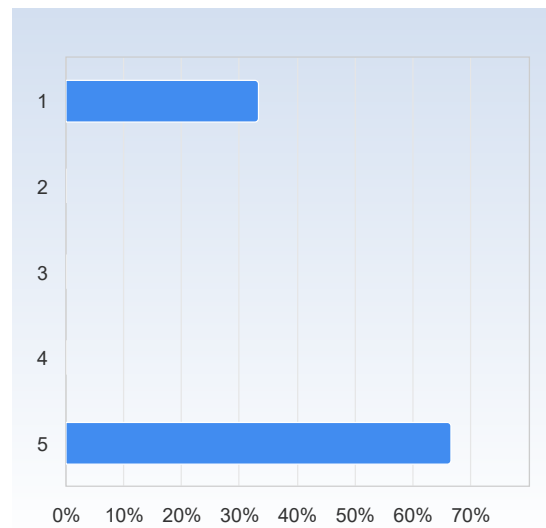
The examination matched the contents and level of the course.	Number of responses
1	1 (50.0%)
2	0 (0.0%)
3	0 (0.0%)
4	0 (0.0%)
5	1 (50.0%)
Total	2 (100.0%)



	Mean	Standard Deviation
The examination matched the contents and level of the course.	3.0	2.8

Overall, I am satisfied with the course.

Overall, I am satisfied with the course.	Number of responses
1	1 (33.3%)
2	0 (0.0%)
3	0 (0.0%)
4	0 (0.0%)
5	2 (66.7%)
Total	3 (100.0%)



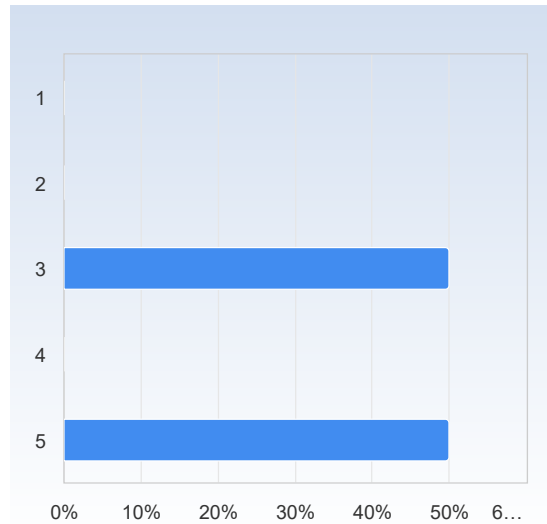
	Mean	Standard Deviation
Overall, I am satisfied with the course.	3.7	2.3

On the development of generic skills

On a scale 1-5 select the option that best matches your opinion: 1= disagree completely → 3= partly agree → 5= agree completely

The course has increased my ability to read a mathematical text.

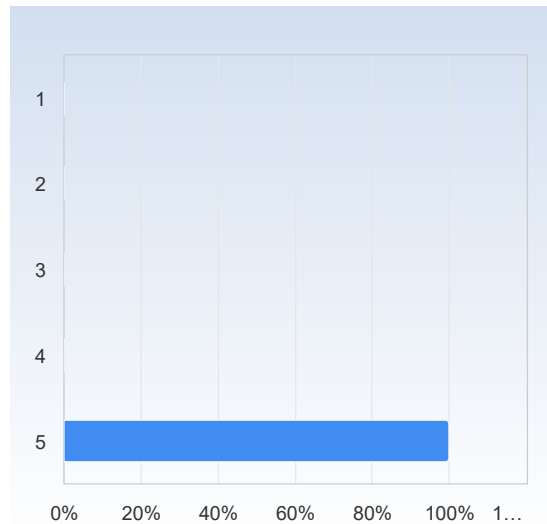
The course has increased my ability to read a mathematical text.	Number of responses
1	0 (0.0%)
2	0 (0.0%)
3	1 (50.0%)
4	0 (0.0%)
5	1 (50.0%)
Total	2 (100.0%)



	Mean	Standard Deviation
The course has increased my ability to read a mathematical text.	4.0	1.4

The course has increased my ability to communicate the subject in writing.

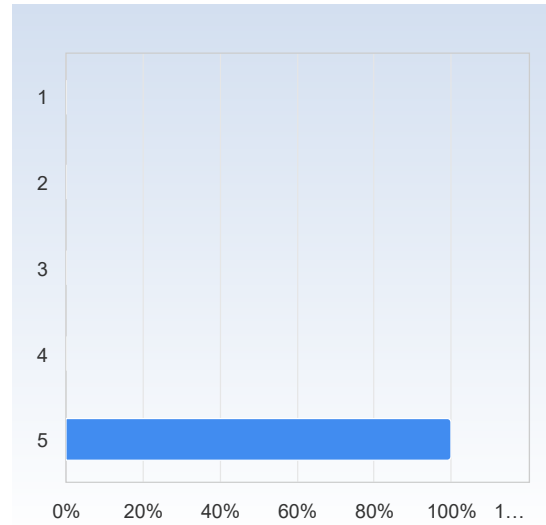
The course has increased my ability to communicate the subject in writing.	Number of responses
1	0 (0.0%)
2	0 (0.0%)
3	0 (0.0%)
4	0 (0.0%)
5	1 (100.0%)
Total	1 (100.0%)



	Mean	Standard Deviation
The course has increased my ability to communicate the subject in writing.	5.0	0.0

The course has increased my ability to communicate the subject orally.

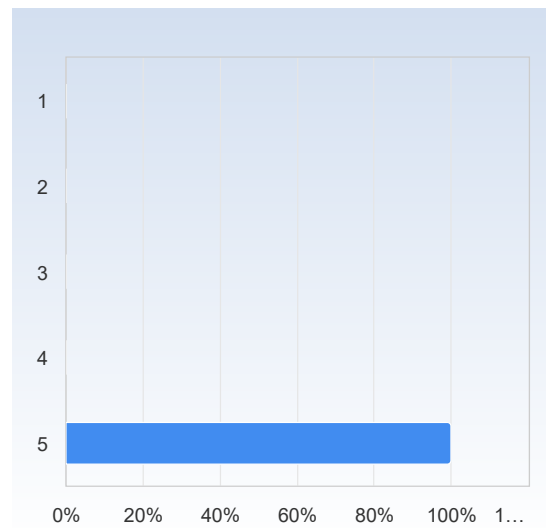
The course has increased my ability to communicate the subject orally.	Number of responses
1	0 (0.0%)
2	0 (0.0%)
3	0 (0.0%)
4	0 (0.0%)
5	1 (100.0%)
Total	1 (100.0%)



	Mean	Standard Deviation
The course has increased my ability to communicate the subject orally.	5.0	0.0

The course has increased my ability to cooperate.

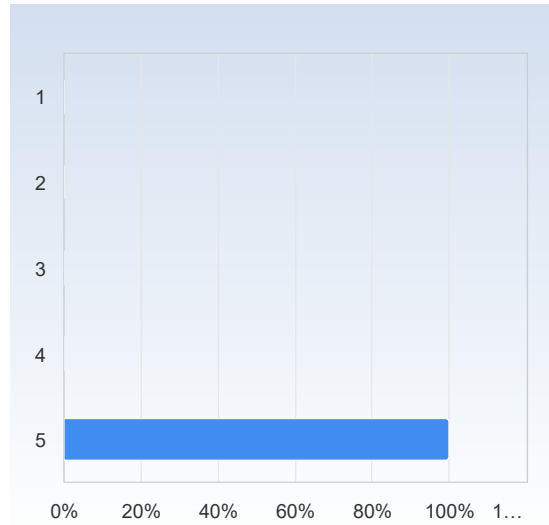
The course has increased my ability to cooperate.	Number of responses
1	0 (0.0%)
2	0 (0.0%)
3	0 (0.0%)
4	0 (0.0%)
5	1 (100.0%)
Total	1 (100.0%)



	Mean	Standard Deviation
The course has increased my ability to cooperate.	5.0	0.0

The course has increased my ability to search and process information.

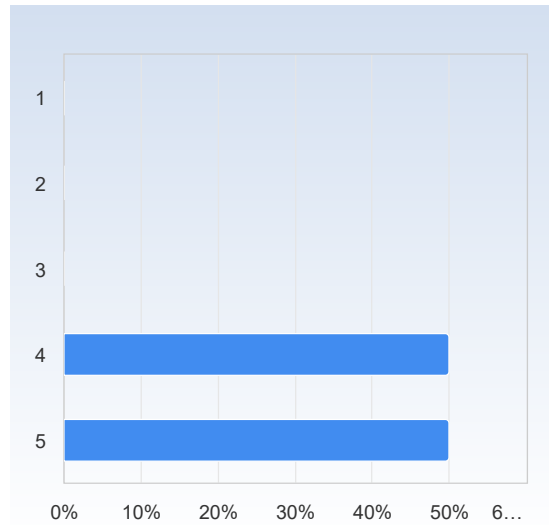
The course has increased my ability to search and process information.	Number of responses
1	0 (0.0%)
2	0 (0.0%)
3	0 (0.0%)
4	0 (0.0%)
5	1 (100.0%)
Total	1 (100.0%)



	Mean	Standard Deviation
The course has increased my ability to search and process information.	5.0	0.0

The course has increased my ability to analyze and solve problems.

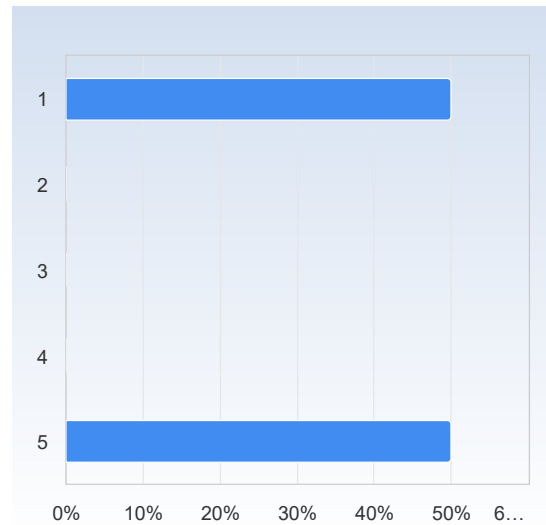
The course has increased my ability to analyze and solve problems.	Number of responses
1	0 (0.0%)
2	0 (0.0%)
3	0 (0.0%)
4	1 (50.0%)
5	1 (50.0%)
Total	2 (100.0%)



	Mean	Standard Deviation
The course has increased my ability to analyze and solve problems.	4.5	0.7

As a result of this course, I feel confident about tackling unfamiliar problems.

As a result of this course, I feel confident about tackling unfamiliar problems.	Number of responses
1	1 (50.0%)
2	0 (0.0%)
3	0 (0.0%)
4	0 (0.0%)
5	1 (50.0%)
Total	2 (100.0%)



	Mean	Standard Deviation
As a result of this course, I feel confident about tackling unfamiliar problems.	3.0	2.8

What did you appreciate most with the course?

What did you appreciate most with the course?

The teacher was close, the communication was good, the material was good. The class was small.

I feel like I really got something out of attending the lectures as opposed to just reading the lecture notes at home. They had a good pace and were fun. I also liked that the seminars were very interactive.

The course was well organised and structured.

The exam was fair and matched the contents of the course.

Overall, Gustavo put a lot of effort into the course and managed to motivate and get me interested in the subject. There was a great study and discussion environment.

What do you think should be improved?

What do you think should be improved?

The course felt rushed in the end due to the lack of time, and we do not get that much time to assimilate the biggest theorem of the course.

There could be more details and explanations in the lecture notes. If you missed a lecture or revised them later, it was sometimes hard to understand them.

It was sometimes hard to find the contents of the course in other textbooks.

It would have been nice to have more time to discuss solutions in the seminars, but it helped a lot to discuss them with the other students.

It would be great to have some feedback during the course, and to have seminar where we correct the exercises given. In this case the seminar were more an extension of the lectures.

There was not past exams, or mock exams, so the content of the exams was difficult to predict. We did not see similar exercises during the course that were in the written examination, so it would be better to have exercises that are similar to the one in the written examination. It would be better to have more lectures.

Have you during this course experienced course literature, staff or teaching methods to be discriminatory in any way (gender, ethnicity, etc.)?

Have you during this course experienced course literature, staff or teaching methods to be discriminatory in any way (gender, ethnicity, etc.)?

Not at all

NO