



LUND UNIVERSITY
Faculty of Science

Centre for Mathematical Sciences
Division of Mathematics and Numerical Analysis

Course Analysis for NUMB11 Numerical linear algebra, HT1 2022

Course Information

Lecturer: Philipp Birken, Claus Führer

Teaching assistants: Johannes Kasimir, Niklas Kotarsky

Number of students: 26 from NF (+ 17 from LTH on course code FMNN01)

20 newly registered and 6 re-registered.

7 students answered the course evaluation, 5 of them are enrolled in the Bachelor program in mathematics.

Examination

Oral examination: 9 students passed.

- Ordinary examination HT 1 2022: 10 students participated and 8 of them passed.

- Resit examination HT 2 2022: 3 students participated and 1 of them passed.

Final grades:

In all, 9 students, including 2 re-registered students, have got their final grade.

8 passed with distinction.

1 passed.

Course Evaluation

Summary of student's answers:

Overall, the students gave a very positive view of the course and particularly liked the lectures.

Two students suggested improving the online material and the canvas pages.

Teachers' comments:

The teaching team thought the course went well.

Changes from the previous course realisation:

The course was given in person only, as opposed to hybrid the year prior. For some lectures, videos from previous years were provided.

Suggestions for the next course realisation:

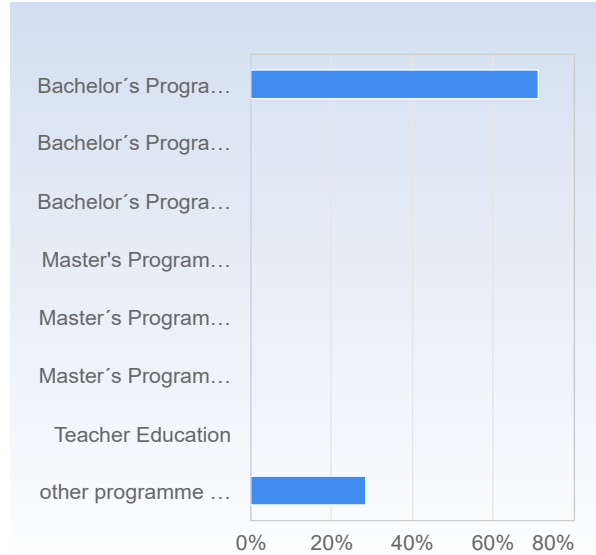
In the next course realisation, there will be a change of teachers due to the retirement of Claus Führer. We will focus on performing this change.

Numerical linear algebra, HT 22

Answer Count: 7

I have studied this course as part of

I have studied this course as part of	Number of responses
Bachelor's Programme in Mathematics	5 (71,4%)
Bachelor's Programme in Physics, Theoretical Physics, Astronomy	0 (0,0%)
Bachelor's Programme, other specialization	0 (0,0%)
Master's Programme in Mathematics	0 (0,0%)
Master's Programme in Mathematical Statistics	0 (0,0%)
Master's Programme, other specialization	0 (0,0%)
Teacher Education	0 (0,0%)
other programme or as stand alone course	2 (28,6%)
Total	7 (100,0%)

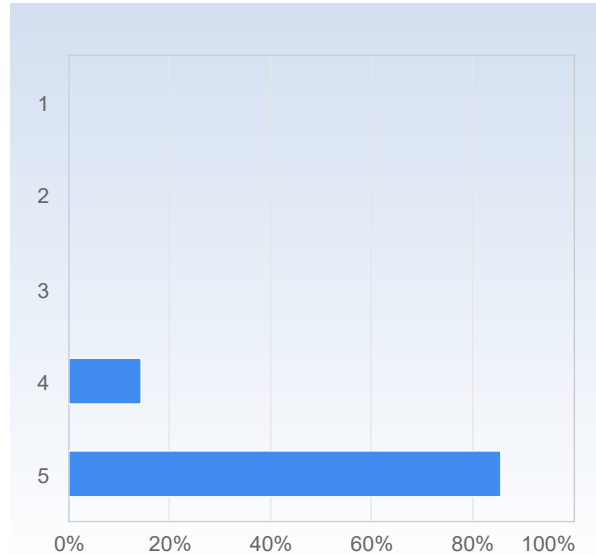


I have studied this course as part of	Mean	Standard Deviation
I have studied this course as part of	3,0	3,4

On the scale 1-5 select the option that best matches your opinion: 1= disagree completely → 3= partly agree → 5= agree completely

2. My prior knowledge has been sufficient to assimilate the contents of this course.

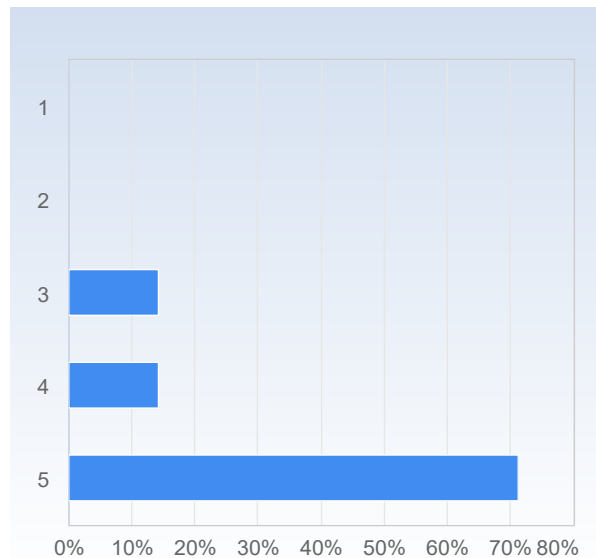
2. My prior knowledge has been sufficient to assimilate the contents of this course.	Number of responses
1	0 (0,0%)
2	0 (0,0%)
3	0 (0,0%)
4	1 (14,3%)
5	6 (85,7%)
Total	7 (100,0%)



2. My prior knowledge has been sufficient to assimilate the contents of this course.	Mean	Standard Deviation
	4,9	0,4

3. I have participated actively in the course.

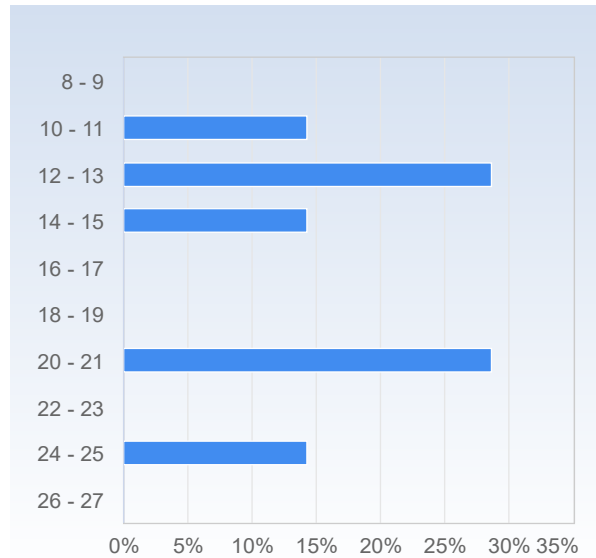
3. I have participated actively in the course.	Number of responses
1	0 (0,0%)
2	0 (0,0%)
3	1 (14,3%)
4	1 (14,3%)
5	5 (71,4%)
Total	7 (100,0%)



3. I have participated actively in the course.	Mean	Standard Deviation
	4,6	0,8

Average number of hours spent in total on the course per week (including scheduled activities):

Average number of hours spent in total on the course per week (including scheduled activities):	Number of responses
8 - 9	0 (0,0%)
10 - 11	1 (14,3%)
12 - 13	2 (28,6%)
14 - 15	1 (14,3%)
16 - 17	0 (0,0%)
18 - 19	0 (0,0%)
20 - 21	2 (28,6%)
22 - 23	0 (0,0%)
24 - 25	1 (14,3%)
26 - 27	0 (0,0%)
Total	7 (100,0%)



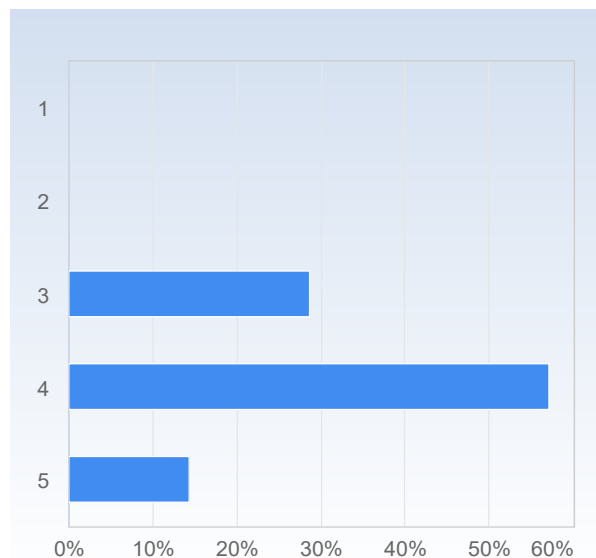
	Mean	Standard Deviation
Average number of hours spent in total on the course per week (including scheduled activities):	16,3	5,5

The course in general

On the scale 1-5 select the option that best matches your opinion: 1= disagree completely → 3= partly agree → 5= agree completely

The way the course was taught and organised suited me.

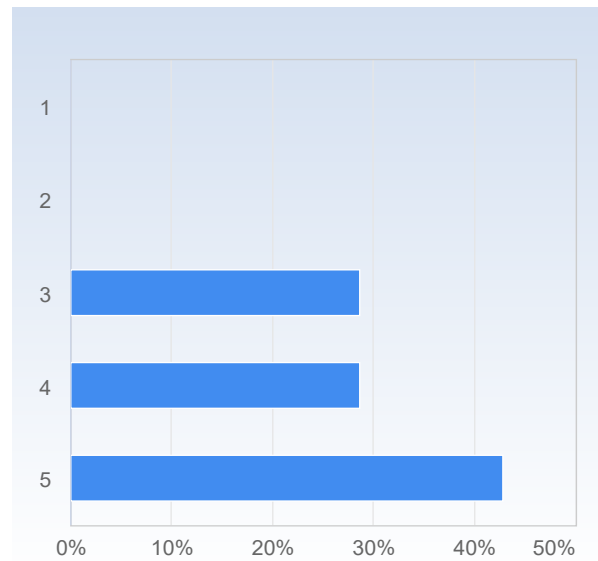
The way the course was taught and organised suited me.	Number of responses
1	0 (0,0%)
2	0 (0,0%)
3	2 (28,6%)
4	4 (57,1%)
5	1 (14,3%)
Total	7 (100,0%)



	Mean	Standard Deviation
The way the course was taught and organised suited me.	3,9	0,7

The number of teacher lead activities (lectures, seminars etc.) has been satisfactory.

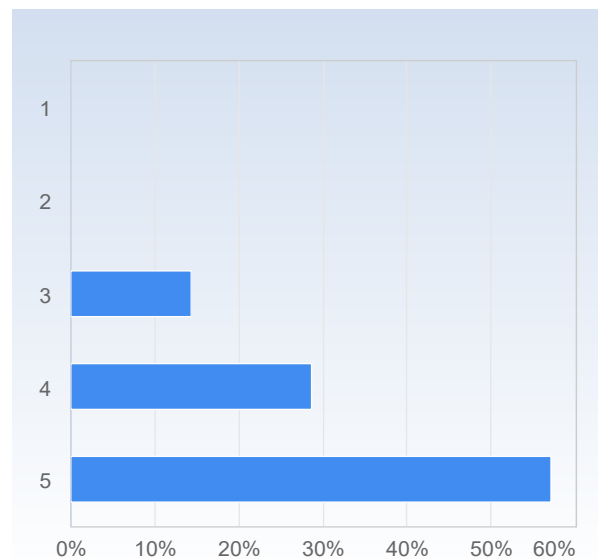
The number of teacher lead activities (lectures, seminars etc.) has been satisfactory.	Number of responses
1	0 (0,0%)
2	0 (0,0%)
3	2 (28,6%)
4	2 (28,6%)
5	3 (42,9%)
Total	7 (100,0%)



	Mean	Standard Deviation
The number of teacher lead activities (lectures, seminars etc.) has been satisfactory.	4,1	0,9

The lectures were valuable for my learning.

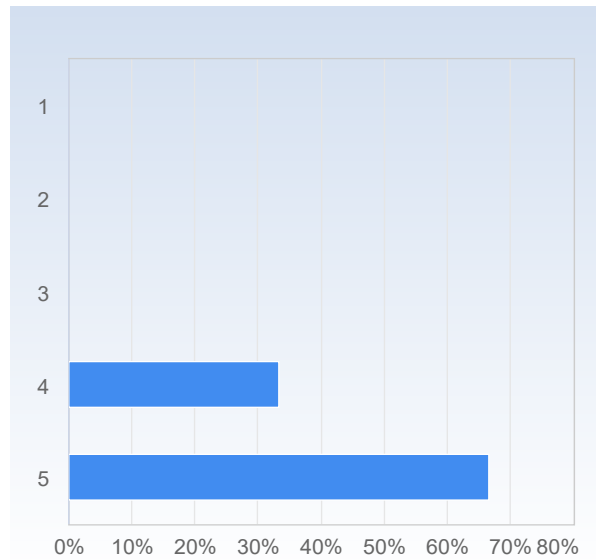
The lectures were valuable for my learning.	Number of responses
1	0 (0,0%)
2	0 (0,0%)
3	1 (14,3%)
4	2 (28,6%)
5	4 (57,1%)
Total	7 (100,0%)



	Mean	Standard Deviation
The lectures were valuable for my learning.	4,4	0,8

Studying on my own was valuable for my learning.

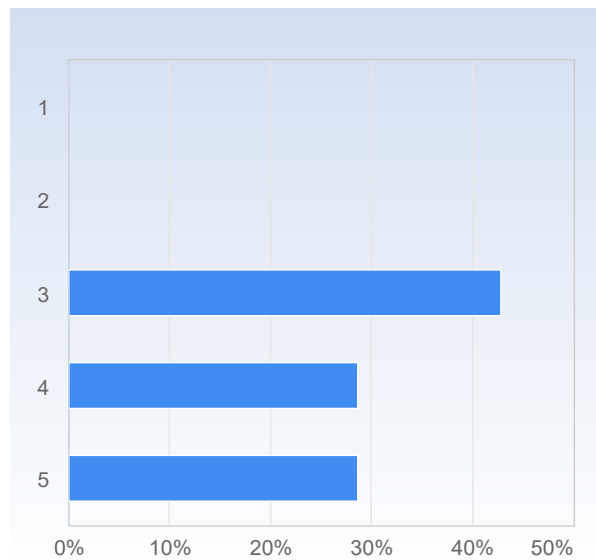
Studying on my own was valuable for my learning.	Number of responses
1	0 (0,0%)
2	0 (0,0%)
3	0 (0,0%)
4	2 (33,3%)
5	4 (66,7%)
Total	6 (100,0%)



	Mean	Standard Deviation
Studying on my own was valuable for my learning.	4,7	0,5

The course literature/material was a valuable learning resource.

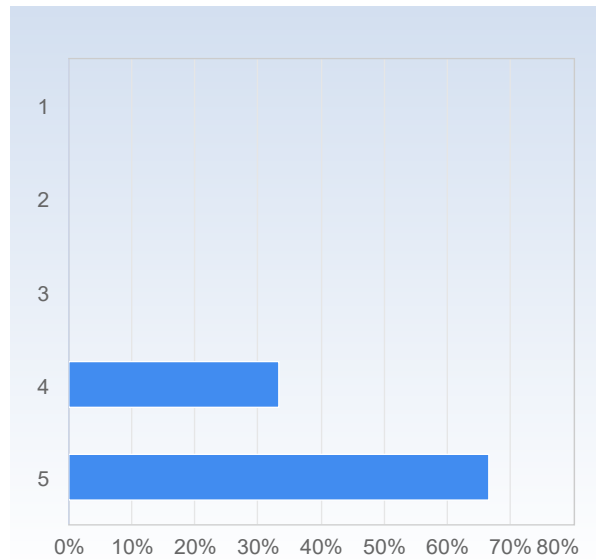
The course literature/material was a valuable learning resource.	Number of responses
1	0 (0,0%)
2	0 (0,0%)
3	3 (42,9%)
4	2 (28,6%)
5	2 (28,6%)
Total	7 (100,0%)



	Mean	Standard Deviation
The course literature/material was a valuable learning resource.	3,9	0,9

The information I received before the course start was satisfactory.

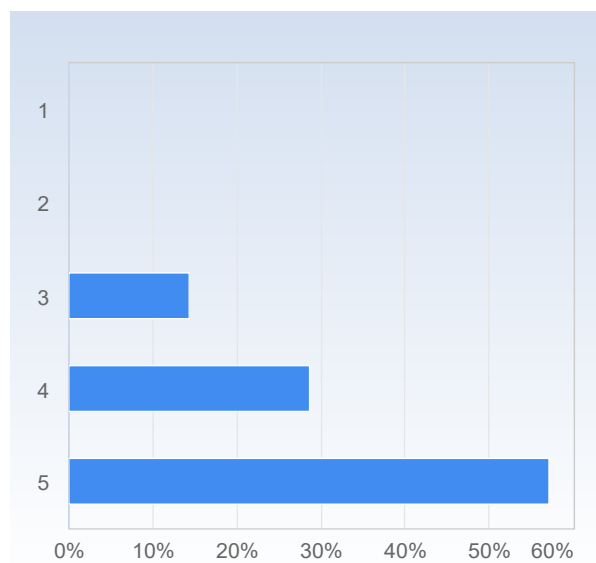
The information I received before the course start was satisfactory.	Number of responses
1	0 (0,0%)
2	0 (0,0%)
3	0 (0,0%)
4	2 (33,3%)
5	4 (66,7%)
Total	6 (100,0%)



	Mean	Standard Deviation
The information I received before the course start was satisfactory.	4,7	0,5

The communication with the teaching staff during the course was good.

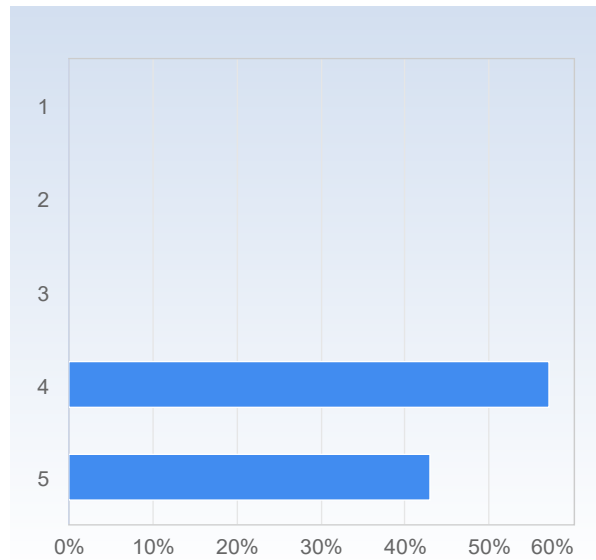
The communication with the teaching staff during the course was good.	Number of responses
1	0 (0,0%)
2	0 (0,0%)
3	1 (14,3%)
4	2 (28,6%)
5	4 (57,1%)
Total	7 (100,0%)



	Mean	Standard Deviation
The communication with the teaching staff during the course was good.	4,4	0,8

It was clear throughout the course what was expected of me.

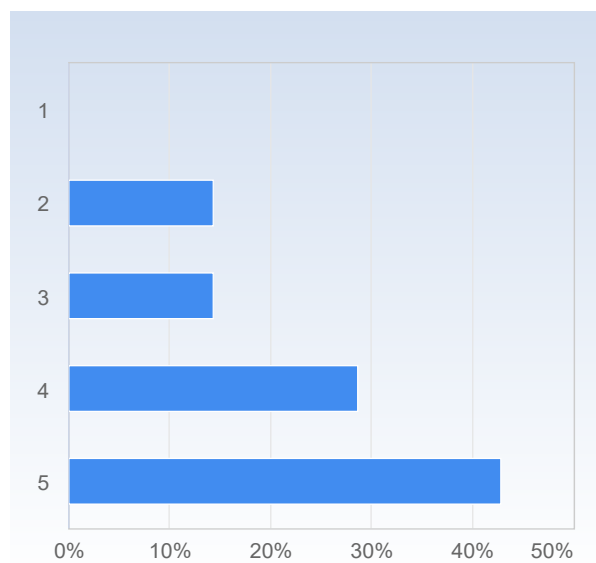
It was clear throughout the course what was expected of me.	Number of responses
1	0 (0,0%)
2	0 (0,0%)
3	0 (0,0%)
4	4 (57,1%)
5	3 (42,9%)
Total	7 (100,0%)



	Mean	Standard Deviation
It was clear throughout the course what was expected of me.	4,4	0,5

I have received valuable feedback from my teacher/teachers during the course.

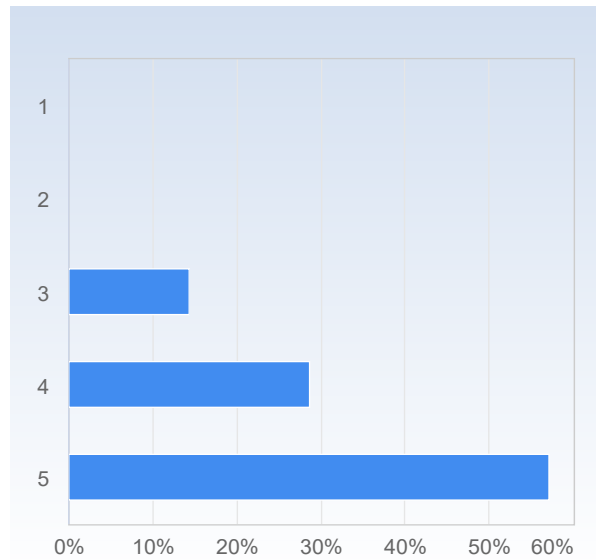
I have received valuable feedback from my teacher/teachers during the course.	Number of responses
1	0 (0,0%)
2	1 (14,3%)
3	1 (14,3%)
4	2 (28,6%)
5	3 (42,9%)
Total	7 (100,0%)



	Mean	Standard Deviation
I have received valuable feedback from my teacher/teachers during the course.	4,0	1,2

The course had a reasonable workload.

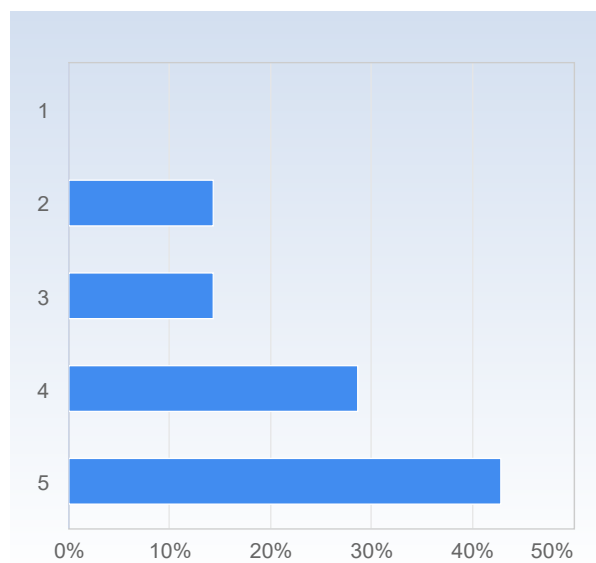
The course had a reasonable workload.	Number of responses
1	0 (0,0%)
2	0 (0,0%)
3	1 (14,3%)
4	2 (28,6%)
5	4 (57,1%)
Total	7 (100,0%)



	Mean	Standard Deviation
The course had a reasonable workload.	4,4	0,8

The workload was evenly distributed throughout the course.

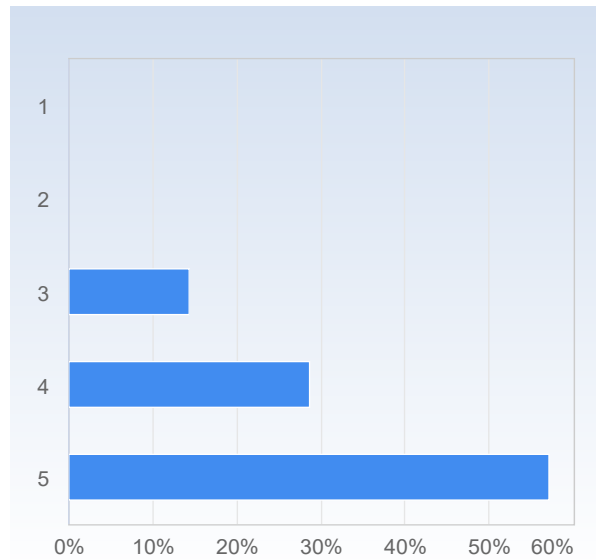
The workload was evenly distributed throughout the course.	Number of responses
1	0 (0,0%)
2	1 (14,3%)
3	1 (14,3%)
4	2 (28,6%)
5	3 (42,9%)
Total	7 (100,0%)



	Mean	Standard Deviation
The workload was evenly distributed throughout the course.	4,0	1,2

The examination matched the contents and level of the course.

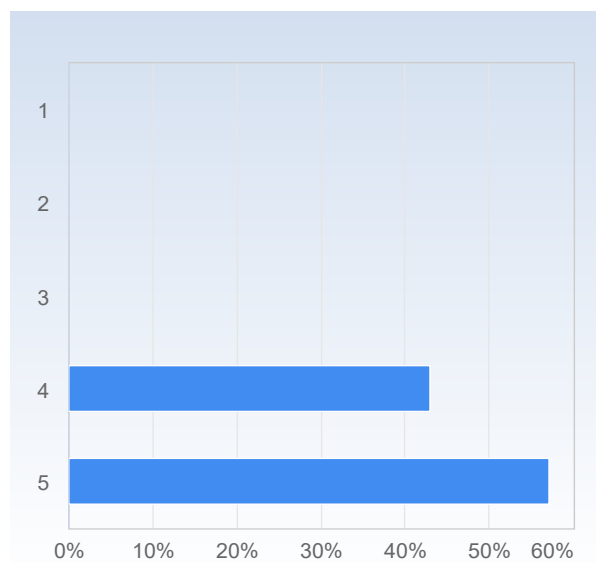
The examination matched the contents and level of the course.	Number of responses
1	0 (0,0%)
2	0 (0,0%)
3	1 (14,3%)
4	2 (28,6%)
5	4 (57,1%)
Total	7 (100,0%)



	Mean	Standard Deviation
The examination matched the contents and level of the course.	4,4	0,8

Overall, I am satisfied with the course.

Overall, I am satisfied with the course.	Number of responses
1	0 (0,0%)
2	0 (0,0%)
3	0 (0,0%)
4	3 (42,9%)
5	4 (57,1%)
Total	7 (100,0%)



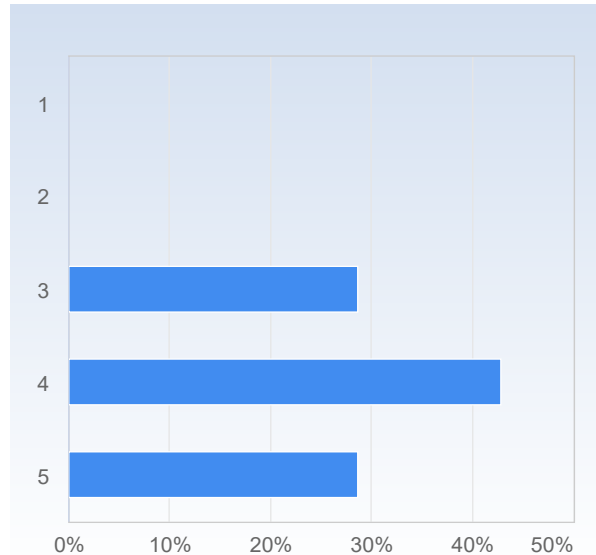
	Mean	Standard Deviation
Overall, I am satisfied with the course.	4,6	0,5

On the development of generic skills

On a scale 1-5 select the option that best matches your opinion:
1= disagree completely → **3= partly agree** → **5= agree completely**

The course has increased my ability to read a mathematical text.

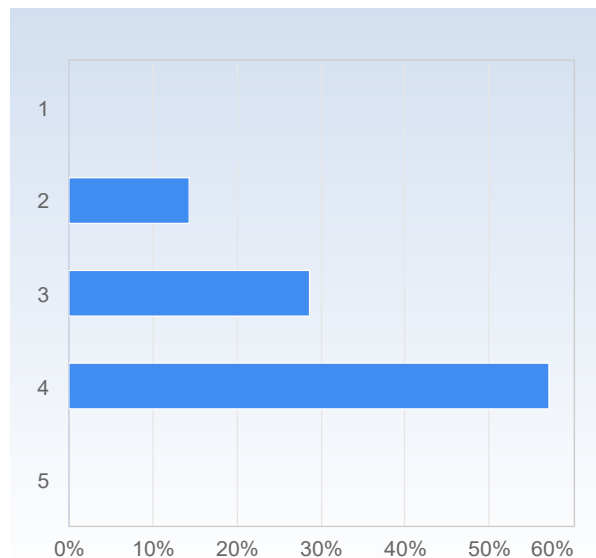
The course has increased my ability to read a mathematical text.	Number of responses
1	0 (0,0%)
2	0 (0,0%)
3	2 (28,6%)
4	3 (42,9%)
5	2 (28,6%)
Total	7 (100,0%)



	Mean	Standard Deviation
The course has increased my ability to read a mathematical text.	4,0	0,8

The course has increased my ability to communicate the subject in writing.

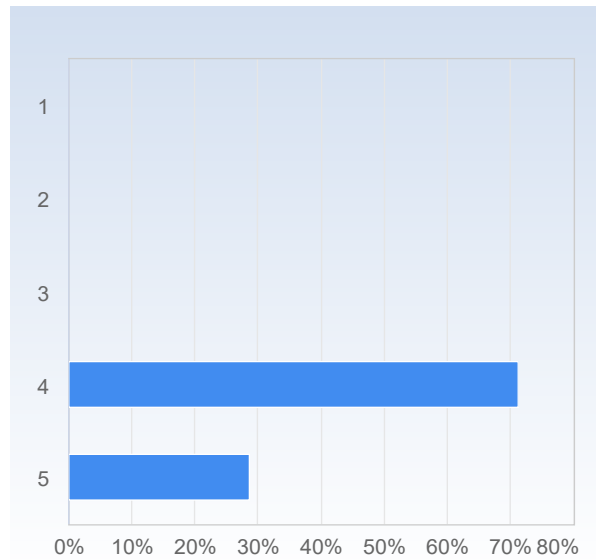
The course has increased my ability to communicate the subject in writing.	Number of responses
1	0 (0,0%)
2	1 (14,3%)
3	2 (28,6%)
4	4 (57,1%)
5	0 (0,0%)
Total	7 (100,0%)



	Mean	Standard Deviation
The course has increased my ability to communicate the subject in writing.	3,4	0,8

The course has increased my ability to communicate the subject orally.

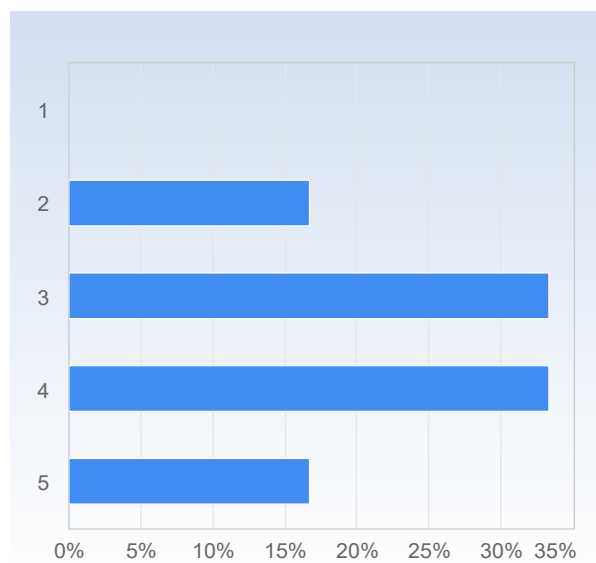
The course has increased my ability to communicate the subject orally.	Number of responses
1	0 (0,0%)
2	0 (0,0%)
3	0 (0,0%)
4	5 (71,4%)
5	2 (28,6%)
Total	7 (100,0%)



	Mean	Standard Deviation
The course has increased my ability to communicate the subject orally.	4,3	0,5

The course has increased my ability to collaborate.

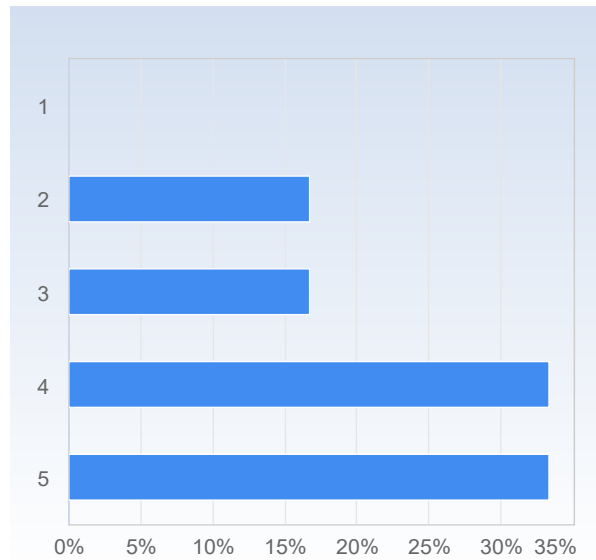
The course has increased my ability to collaborate.	Number of responses
1	0 (0,0%)
2	1 (16,7%)
3	2 (33,3%)
4	2 (33,3%)
5	1 (16,7%)
Total	6 (100,0%)



	Mean	Standard Deviation
The course has increased my ability to collaborate.	3,5	1,0

The course has increased my ability to search and process information.

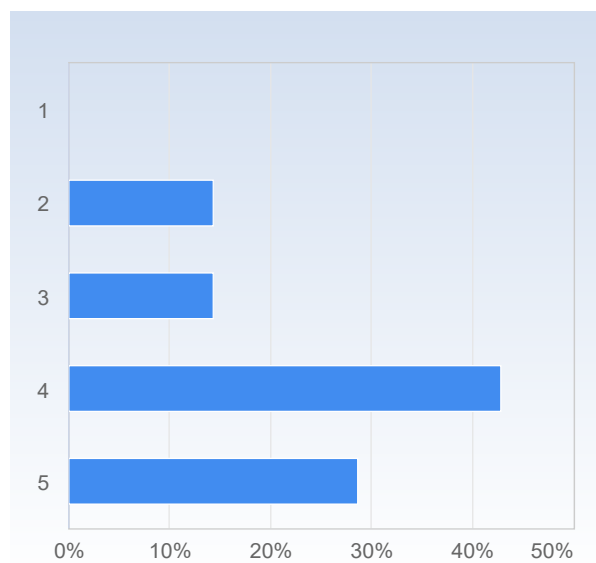
The course has increased my ability to search and process information.	Number of responses
1	0 (0,0%)
2	1 (16,7%)
3	1 (16,7%)
4	2 (33,3%)
5	2 (33,3%)
Total	6 (100,0%)



	Mean	Standard Deviation
The course has increased my ability to search and process information.	3,8	1,2

The course has increased my ability to analyze and solve problems.

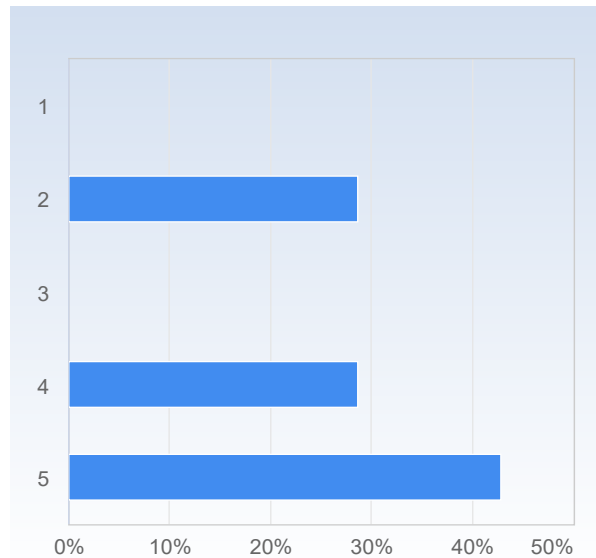
The course has increased my ability to analyze and solve problems.	Number of responses
1	0 (0,0%)
2	1 (14,3%)
3	1 (14,3%)
4	3 (42,9%)
5	2 (28,6%)
Total	7 (100,0%)



	Mean	Standard Deviation
The course has increased my ability to analyze and solve problems.	3,9	1,1

As a result of this course, I feel confident about tackling unfamiliar problems.

As a result of this course, I feel confident about tackling unfamiliar problems.	Number of responses
1	0 (0,0%)
2	2 (28,6%)
3	0 (0,0%)
4	2 (28,6%)
5	3 (42,9%)
Total	7 (100,0%)



	Mean	Standard Deviation
As a result of this course, I feel confident about tackling unfamiliar problems.	3,9	1,3

What did you appreciate most with the course?

What did you appreciate most with the course?

Matrix theory

Claus and Philipp. Also liked practical examples

Quality of the teachers and topics covered during the course.

Lectures explained topics very well, they were very enjoyable.

The teaching staff was good at keeping the lectures interesting.

What do you think should be improved?

What do you think should be improved?

More homework

I think the teachers and lectures were very good. Only I should improve and not procrastinate so much.

Better module organization of the course and that there was not any chance to form groups for the assignments in canvas from the beginning of the course, only at the end of the course for the oral exams.

The teaching staff should proof read the slides used in the lectures and correct typos.

Have you during this course experienced course literature, staff or teaching methods to be discriminatory in any way (gender, ethnicity, etc.)?

Have you during this course experienced course literature, staff or teaching methods to be discriminatory in any way (gender, ethnicity, etc.)?

No

No.

No.

No, not at all.