



LUND
UNIVERSITY

Centre for Mathematical Sciences
Division of Mathematics and Numerical Analysis

Centre for Mathematical Sciences
Faculty of Science

Course Analysis for MATA23/ÄMAD03 Foundations of Algebra, Autumn Term 2022

Course Information

Lecturer: Kjell Elfström

Teaching assistants: Raul Hindov

Number of students:

MATA23: 14 newly registered and 10 re-registered.

ÄMAD03: No newly registered and 2 re-registered.

3 students answered the course evaluation, 2 of them are enrolled on the Bachelor's Programme in Mathematics, 1 on another programme or a free-standing course.

Examination

Project: 20 MATA23 students passed. Not applicable to ÄMAD03.

Written examination:

- Ordinary examination on 12 January 2023: 12 out of 16 MATA23 candidates passed and 2 out of 3 ÄMAD03 candidates passed.
- The resit examination on 28 January 2023: 3 out of 7 MATA23 candidates passed. None out of 1 ÄMAD03 candidate passed.

Final grades

In all, 16 MATA23 students, including some re-registered students, have got their final grade.

7 passed with distinction.

9 passed.

For ÄMAD03 students, I refer to Anna-Maria.

Course Evaluation

Summary of student's answers:

Since only three students answered the survey, I refrain from commenting.

Teachers' comments:

The course consisted of lectures and seminars on campus. A project consisting of exercise assignments is also included in the course. The textbook 'Foundations of Algebra' is written by me (Kjell Elfström).

Changes from the previous course realisation: None.

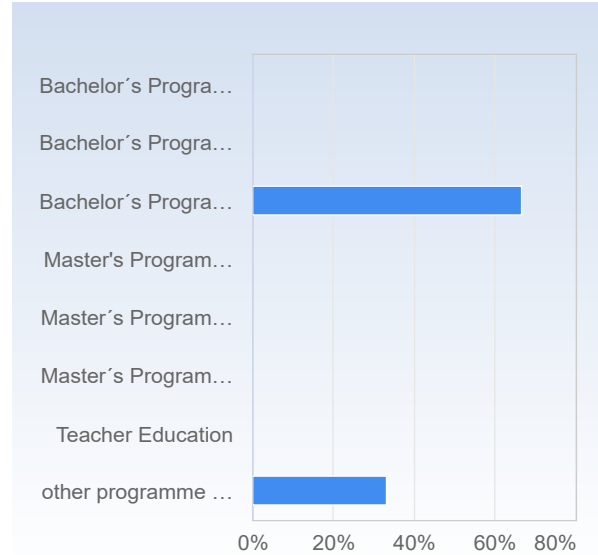
Suggestions for the next course realisation: None.

Algebrans grunder, hösten 2022

Answer Count: 3

I have studied this course as part of

I have studied this course as part of	Number of responses
Bachelor's Programme in Mathematics	0 (0,0%)
Bachelor's Programme in Physics, Theoretical Physics, Astronomy	0 (0,0%)
Bachelor's Programme, other specialization	2 (66,7%)
Master's Programme in Mathematics	0 (0,0%)
Master's Programme in Mathematical Statistics	0 (0,0%)
Master's Programme, other specialization	0 (0,0%)
Teacher Education	0 (0,0%)
other programme or as stand alone course	1 (33,3%)
Total	3 (100,0%)

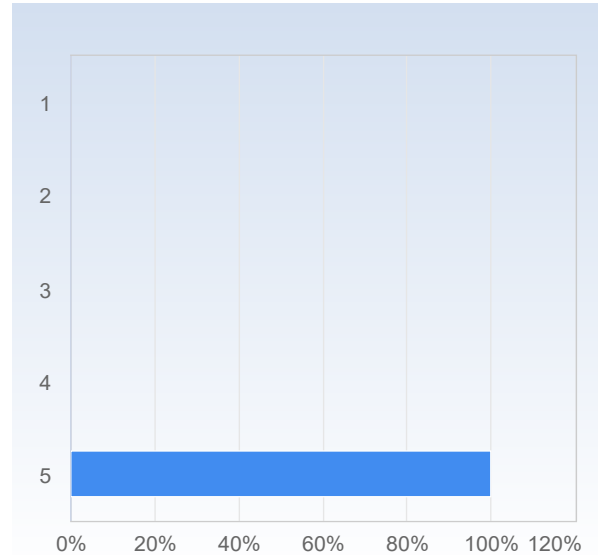


	Mean	Standard Deviation
I have studied this course as part of	4,7	2,9

On the scale 1-5 select the option that best matches your opinion: 1= disagree completely → 3= partly agree → 5= agree completely

2. My prior knowledge has been sufficient to assimilate the contents of this course.

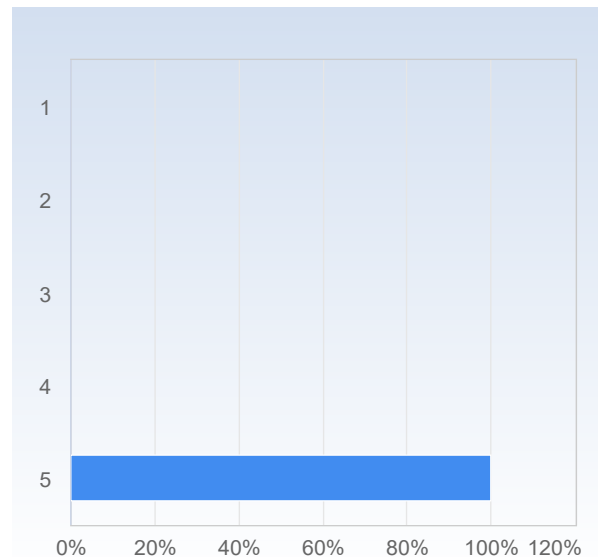
2. My prior knowledge has been sufficient to assimilate the contents of this course.	Number of responses
1	0 (0,0%)
2	0 (0,0%)
3	0 (0,0%)
4	0 (0,0%)
5	3 (100,0%)
Total	3 (100,0%)



2. My prior knowledge has been sufficient to assimilate the contents of this course.	Mean	Standard Deviation
	5,0	0,0

3. I have participated actively in the course.

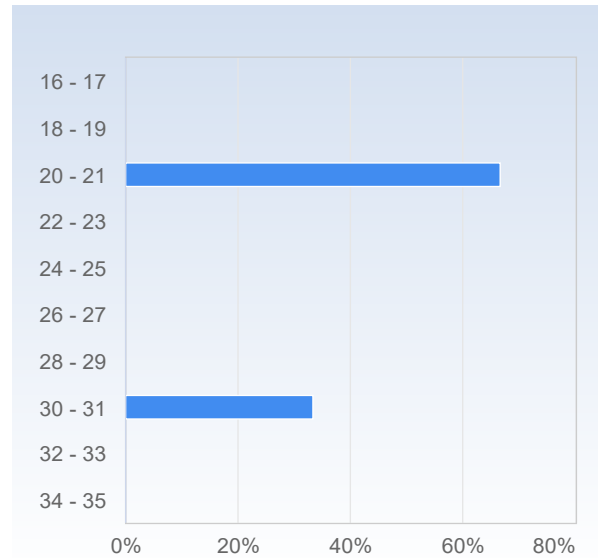
3. I have participated actively in the course.	Number of responses
1	0 (0,0%)
2	0 (0,0%)
3	0 (0,0%)
4	0 (0,0%)
5	3 (100,0%)
Total	3 (100,0%)



3. I have participated actively in the course.	Mean	Standard Deviation
	5,0	0,0

Average number of hours spent in total on the course per week (including scheduled activities):

Average number of hours spent in total on the course per week (including scheduled activities):	Number of responses
16 - 17	0 (0,0%)
18 - 19	0 (0,0%)
20 - 21	2 (66,7%)
22 - 23	0 (0,0%)
24 - 25	0 (0,0%)
26 - 27	0 (0,0%)
28 - 29	0 (0,0%)
30 - 31	1 (33,3%)
32 - 33	0 (0,0%)
34 - 35	0 (0,0%)
Total	3 (100,0%)



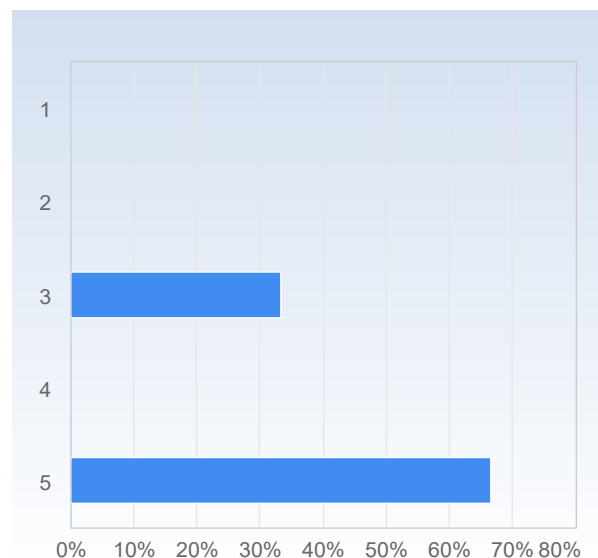
	Mean	Standard Deviation
Average number of hours spent in total on the course per week (including scheduled activities):	23,3	5,8

The course in general

On the scale 1-5 select the option that best matches your opinion: 1= disagree completely → 3= partly agree → 5= agree completely

The way the course was taught and organised suited me.

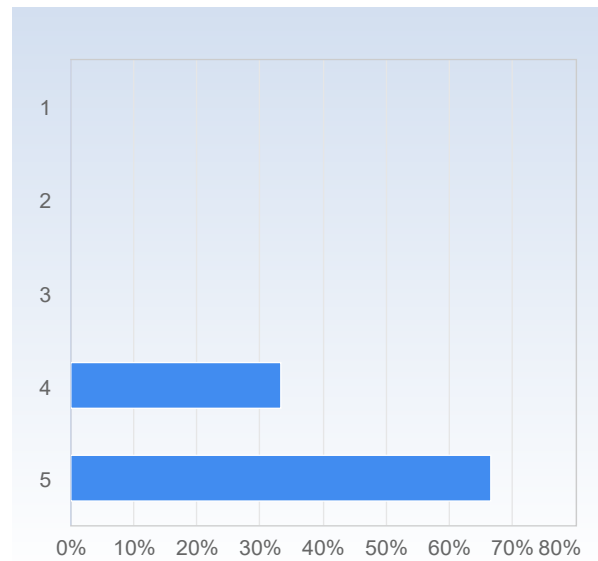
The way the course was taught and organised suited me.	Number of responses
1	0 (0,0%)
2	0 (0,0%)
3	1 (33,3%)
4	0 (0,0%)
5	2 (66,7%)
Total	3 (100,0%)



	Mean	Standard Deviation
The way the course was taught and organised suited me.	4,3	1,2

The number of teacher lead activities (lectures, seminars etc.) has been satisfactory.

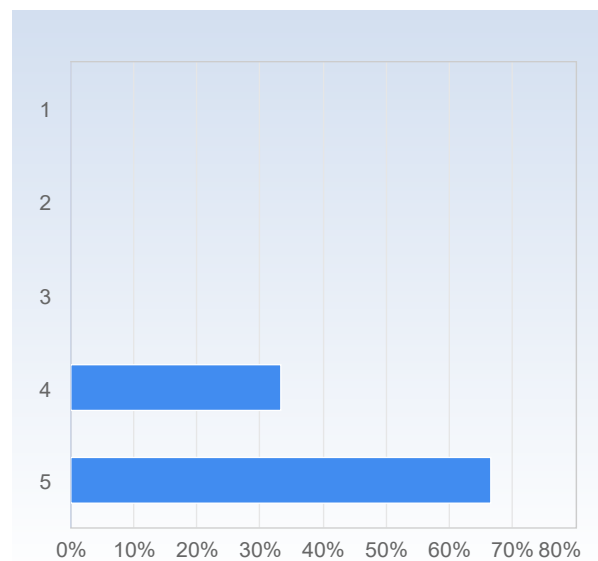
The number of teacher lead activities (lectures, seminars etc.) has been satisfactory.	Number of responses
1	0 (0,0%)
2	0 (0,0%)
3	0 (0,0%)
4	1 (33,3%)
5	2 (66,7%)
Total	3 (100,0%)



	Mean	Standard Deviation
The number of teacher lead activities (lectures, seminars etc.) has been satisfactory.	4,7	0,6

The lectures were valuable for my learning.

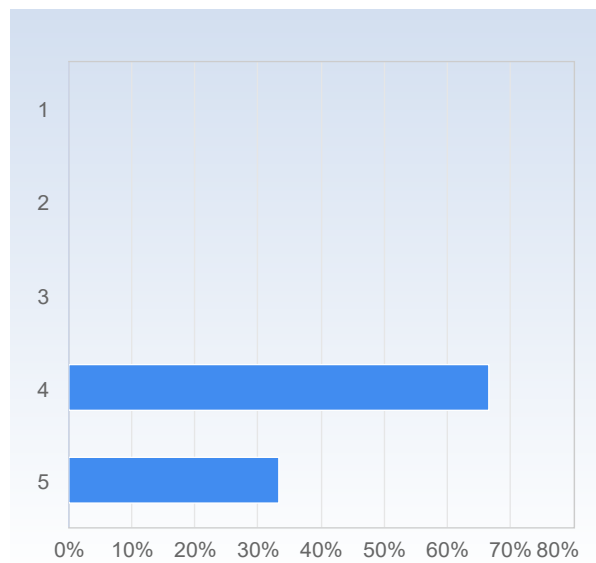
The lectures were valuable for my learning.	Number of responses
1	0 (0,0%)
2	0 (0,0%)
3	0 (0,0%)
4	1 (33,3%)
5	2 (66,7%)
Total	3 (100,0%)



	Mean	Standard Deviation
The lectures were valuable for my learning.	4,7	0,6

The seminars were valuable for my learning.

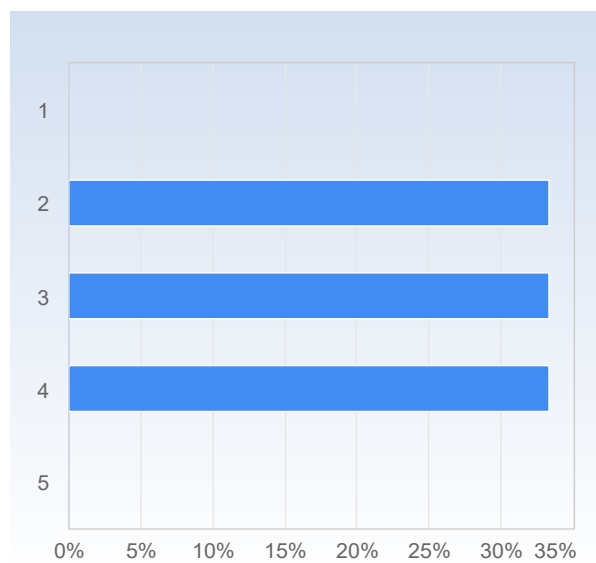
The seminars were valuable for my learning.	Number of responses
1	0 (0,0%)
2	0 (0,0%)
3	0 (0,0%)
4	2 (66,7%)
5	1 (33,3%)
Total	3 (100,0%)



	Mean	Standard Deviation
The seminars were valuable for my learning.	4,3	0,6

The project was valuable for my learning.

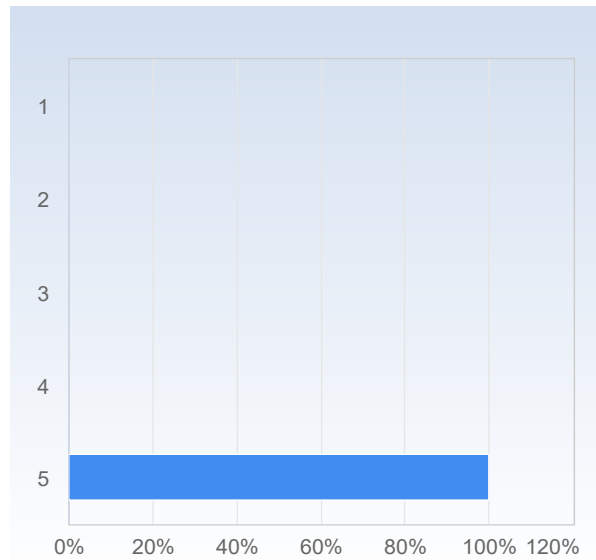
The project was valuable for my learning.	Number of responses
1	0 (0,0%)
2	1 (33,3%)
3	1 (33,3%)
4	1 (33,3%)
5	0 (0,0%)
Total	3 (100,0%)



	Mean	Standard Deviation
The project was valuable for my learning.	3,0	1,0

Studying on my own was valuable for my learning.

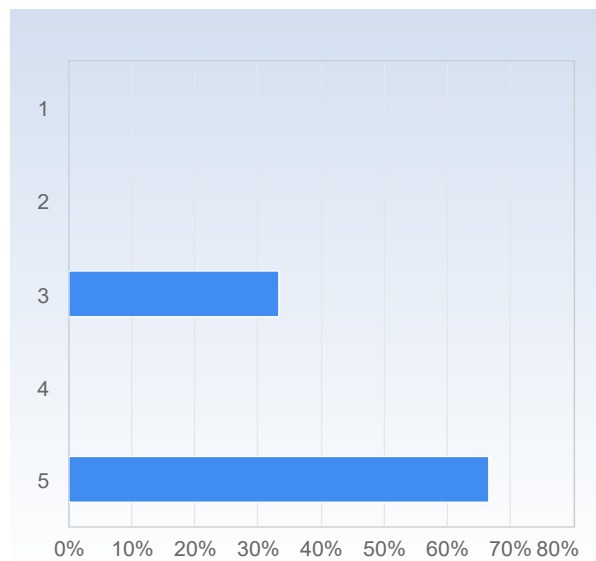
Studying on my own was valuable for my learning.	Number of responses
1	0 (0,0%)
2	0 (0,0%)
3	0 (0,0%)
4	0 (0,0%)
5	3 (100,0%)
Total	3 (100,0%)



	Mean	Standard Deviation
Studying on my own was valuable for my learning.	5,0	0,0

The course literature/material was a valuable learning resource.

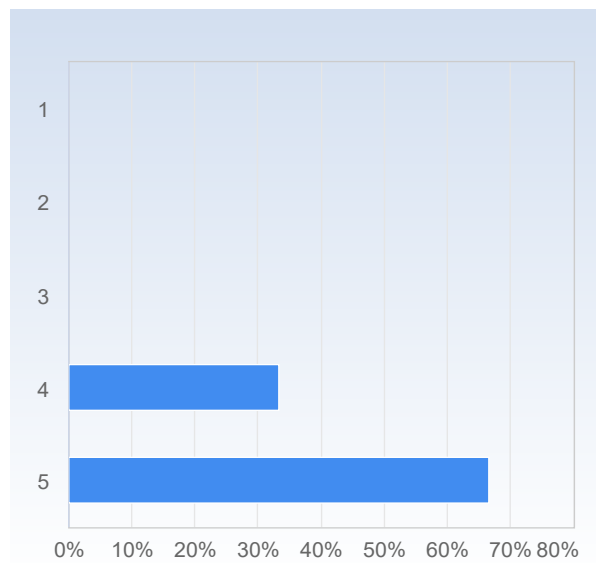
The course literature/material was a valuable learning resource.	Number of responses
1	0 (0,0%)
2	0 (0,0%)
3	1 (33,3%)
4	0 (0,0%)
5	2 (66,7%)
Total	3 (100,0%)



	Mean	Standard Deviation
The course literature/material was a valuable learning resource.	4,3	1,2

The information I received before the course start was satisfactory.

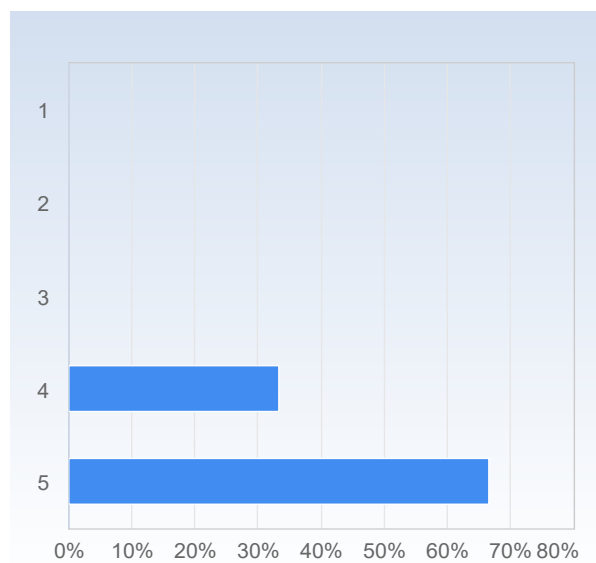
The information I received before the course start was satisfactory.	Number of responses
1	0 (0,0%)
2	0 (0,0%)
3	0 (0,0%)
4	1 (33,3%)
5	2 (66,7%)
Total	3 (100,0%)



	Mean	Standard Deviation
The information I received before the course start was satisfactory.	4,7	0,6

The communication with the teaching staff during the course was good.

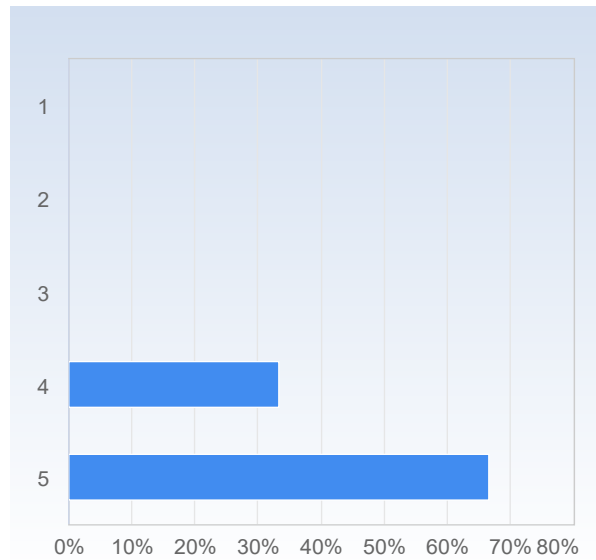
The communication with the teaching staff during the course was good.	Number of responses
1	0 (0,0%)
2	0 (0,0%)
3	0 (0,0%)
4	1 (33,3%)
5	2 (66,7%)
Total	3 (100,0%)



	Mean	Standard Deviation
The communication with the teaching staff during the course was good.	4,7	0,6

It was clear throughout the course what was expected of me.

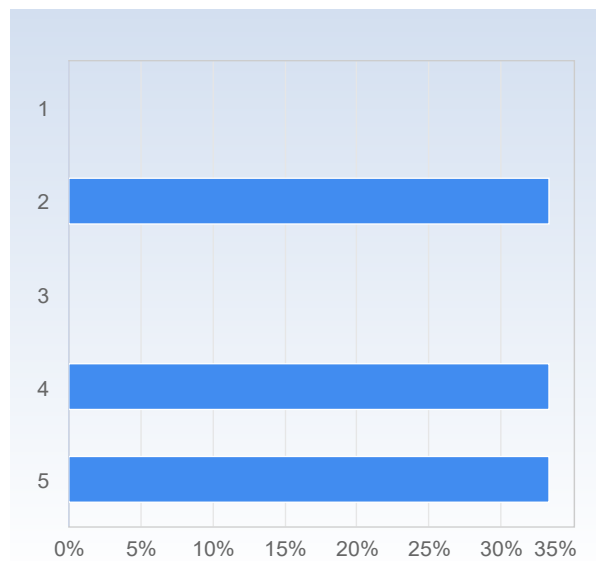
It was clear throughout the course what was expected of me.	Number of responses
1	0 (0,0%)
2	0 (0,0%)
3	0 (0,0%)
4	1 (33,3%)
5	2 (66,7%)
Total	3 (100,0%)



It was clear throughout the course what was expected of me.	Mean	Standard Deviation
	4,7	0,6

I have received valuable feedback from my teacher/teachers during the course.

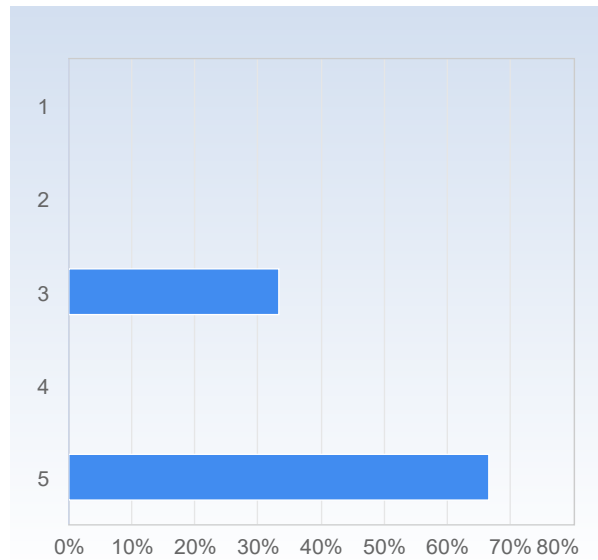
I have received valuable feedback from my teacher /teachers during the course.	Number of responses
1	0 (0,0%)
2	1 (33,3%)
3	0 (0,0%)
4	1 (33,3%)
5	1 (33,3%)
Total	3 (100,0%)



I have received valuable feedback from my teacher/teachers during the course.	Mean	Standard Deviation
	3,7	1,5

The course had a reasonable workload.

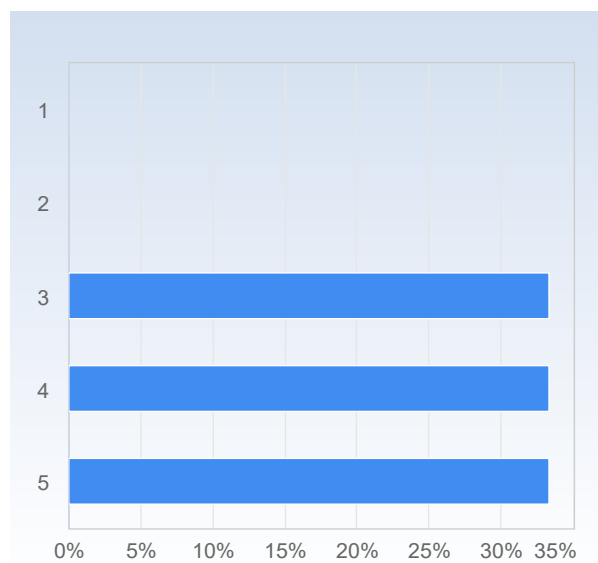
The course had a reasonable workload.	Number of responses
1	0 (0,0%)
2	0 (0,0%)
3	1 (33,3%)
4	0 (0,0%)
5	2 (66,7%)
Total	3 (100,0%)



	Mean	Standard Deviation
The course had a reasonable workload.	4,3	1,2

The workload was evenly distributed throughout the course.

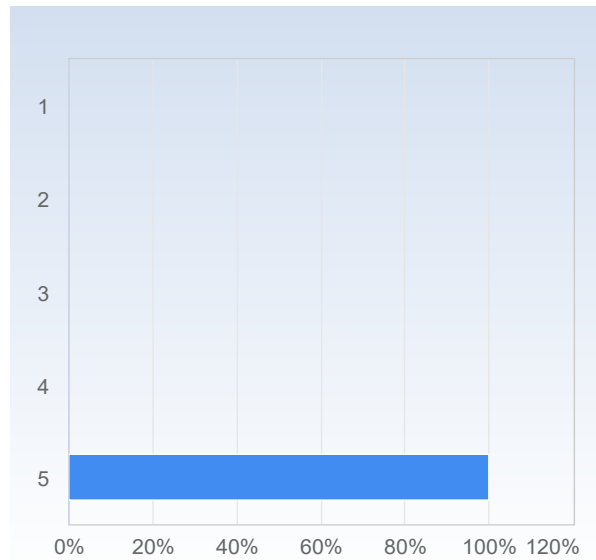
The workload was evenly distributed throughout the course.	Number of responses
1	0 (0,0%)
2	0 (0,0%)
3	1 (33,3%)
4	1 (33,3%)
5	1 (33,3%)
Total	3 (100,0%)



	Mean	Standard Deviation
The workload was evenly distributed throughout the course.	4,0	1,0

The examination matched the contents and level of the course.

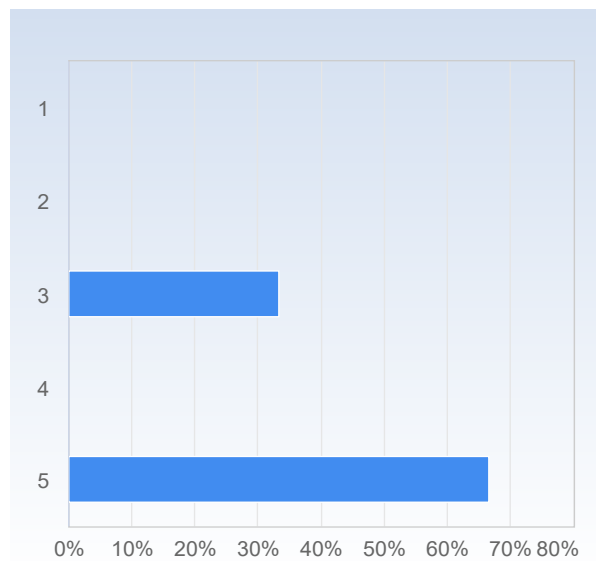
The examination matched the contents and level of the course.	Number of responses
1	0 (0,0%)
2	0 (0,0%)
3	0 (0,0%)
4	0 (0,0%)
5	3 (100,0%)
Total	3 (100,0%)



The examination matched the contents and level of the course.	Mean	Standard Deviation
	5,0	0,0

Overall, I am satisfied with the course.

Overall, I am satisfied with the course.	Number of responses
1	0 (0,0%)
2	0 (0,0%)
3	1 (33,3%)
4	0 (0,0%)
5	2 (66,7%)
Total	3 (100,0%)



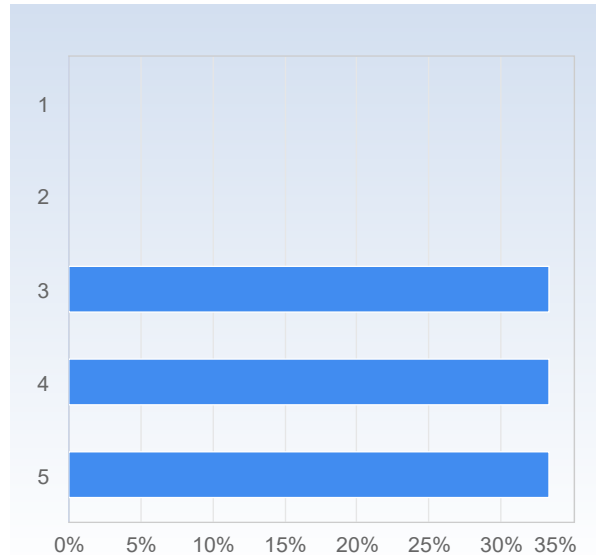
Overall, I am satisfied with the course.	Mean	Standard Deviation
	4,3	1,2

On the development of generic skills

On a scale 1-5 select the option that best matches your opinion:
1= disagree completely → **3= partly agree** → **5= agree completely**

The course has increased my ability to read a mathematical text.

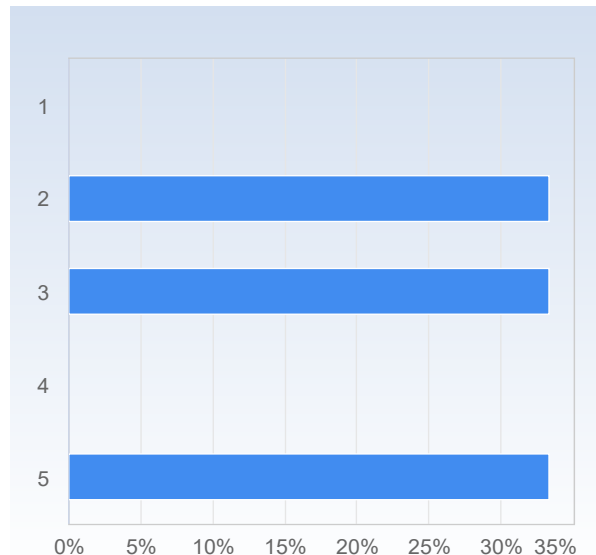
The course has increased my ability to read a mathematical text.	Number of responses
1	0 (0,0%)
2	0 (0,0%)
3	1 (33,3%)
4	1 (33,3%)
5	1 (33,3%)
Total	3 (100,0%)



	Mean	Standard Deviation
The course has increased my ability to read a mathematical text.	4,0	1,0

The course has increased my ability to communicate the subject in writing.

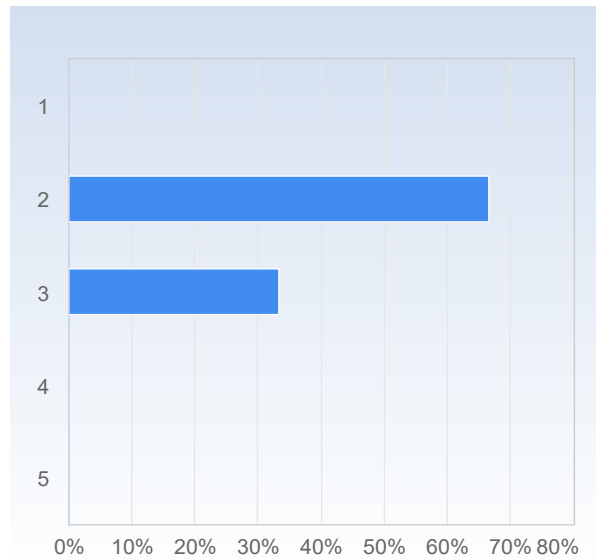
The course has increased my ability to communicate the subject in writing.	Number of responses
1	0 (0,0%)
2	1 (33,3%)
3	1 (33,3%)
4	0 (0,0%)
5	1 (33,3%)
Total	3 (100,0%)



	Mean	Standard Deviation
The course has increased my ability to communicate the subject in writing.	3,3	1,5

The course has increased my ability to communicate the subject orally.

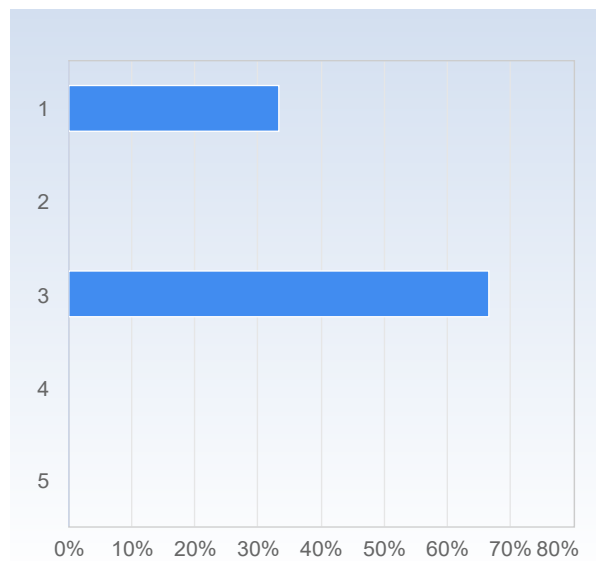
The course has increased my ability to communicate the subject orally.	Number of responses
1	0 (0,0%)
2	2 (66,7%)
3	1 (33,3%)
4	0 (0,0%)
5	0 (0,0%)
Total	3 (100,0%)



	Mean	Standard Deviation
The course has increased my ability to communicate the subject orally.	2,3	0,6

The course has increased my ability to cooperate.

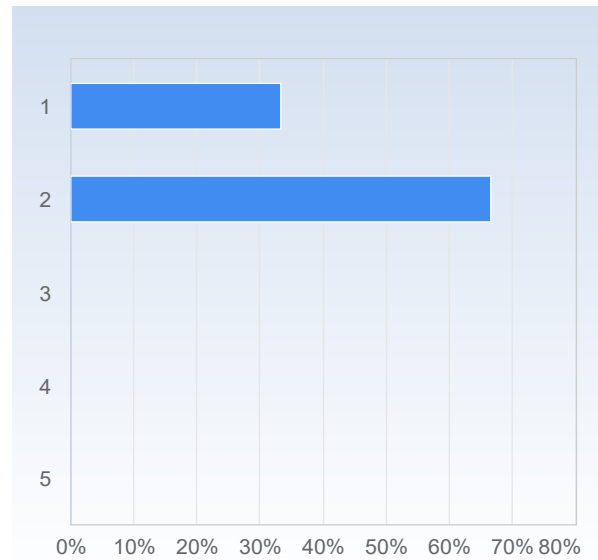
The course has increased my ability to cooperate.	Number of responses
1	1 (33,3%)
2	0 (0,0%)
3	2 (66,7%)
4	0 (0,0%)
5	0 (0,0%)
Total	3 (100,0%)



	Mean	Standard Deviation
The course has increased my ability to cooperate.	2,3	1,2

The course has increased my ability to search and process information.

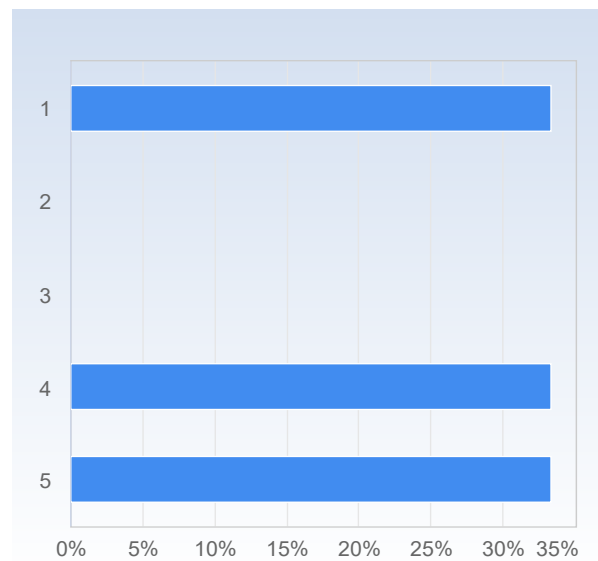
The course has increased my ability to search and process information.	Number of responses
1	1 (33,3%)
2	2 (66,7%)
3	0 (0,0%)
4	0 (0,0%)
5	0 (0,0%)
Total	3 (100,0%)



The course has increased my ability to search and process information.	Mean	Standard Deviation
	1,7	0,6

The course has increased my ability to analyze and solve problems.

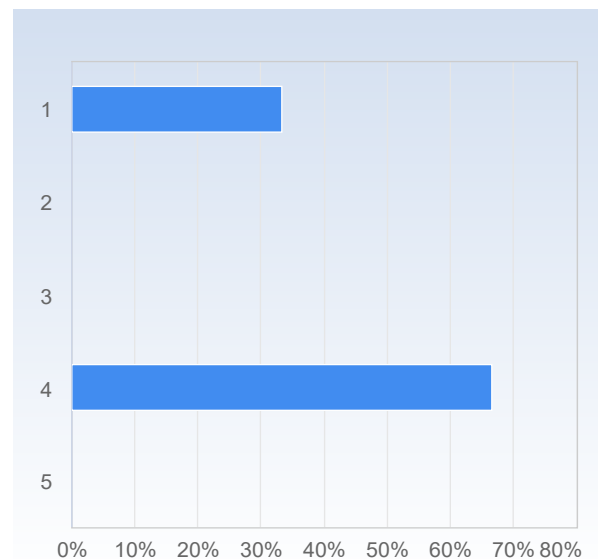
The course has increased my ability to analyze and solve problems.	Number of responses
1	1 (33,3%)
2	0 (0,0%)
3	0 (0,0%)
4	1 (33,3%)
5	1 (33,3%)
Total	3 (100,0%)



The course has increased my ability to analyze and solve problems.	Mean	Standard Deviation
	3,3	2,1

As a result of this course, I feel confident about tackling unfamiliar problems.

As a result of this course, I feel confident about tackling unfamiliar problems.	Number of responses
1	1 (33,3%)
2	0 (0,0%)
3	0 (0,0%)
4	2 (66,7%)
5	0 (0,0%)
Total	3 (100,0%)



	Mean	Standard Deviation
As a result of this course, I feel confident about tackling unfamiliar problems.	3,0	1,7

What did you appreciate most with the course?

What did you appreciate most with the course?

Seminarierna där samtliga uppgifter redovisades, så att man alltid får en lösning på alla uppgifter även fast man inte klarade dem själv. Jag tyckte även om att vi gjorde exempel uppgifter under föreläsningarna, då blev det enklare att ta in hur man skulle använda det som gåtts igenom.

Kursen omfattade flera olika matematiska områden så den gav en bra grund att ta med sig.

What do you think should be improved?

What do you think should be improved?

Det är bra med övningar, men för mig var det inte alltid så uppskattat att studenterna presenterade uppgifterna. Övningsledaren gick oftast inte in och stoppade om någon lösning var onödigt svår eller krånglig, detta gjorde att man kunde få en ökad känsla av förvirring. Jag önskar att övningsledaren med sin kompetens tog mer plats på övningarna och på så vis förmedlade lösningsförslag i enlighet med kursens mål.

Have you during this course experienced course literature, staff or teaching methods to be discriminatory in any way (gender, ethnicity, etc.)?

Have you during this course experienced course literature, staff or teaching methods to be discriminatory in any way (gender, ethnicity, etc.)?

Nej

Nej.