



LUND
UNIVERSITY

Centre for Mathematical Sciences
Division of Mathematics and Numerical Analysis

Centre for Mathematical Sciences
Faculty of Science

Course Analysis for Course MATP45 Specialized Course in Linear functional Analysis, Fall 2021

Course Information

Lecturer: Alexandru Aleman

Teaching assistants:

Number of students:

13 newly registered and 2 re-registered.

2 students answered the course evaluation, both of them are enrolled on the Master programme.

Examination

Project: 7 students passed.

Oral presentation: 7 students passed.

Oral examination: xx students passed.

Written examination: xx students passed.

Final grades

In all, 7 students, including 0 re-registered students, have got their final grade.

5 passed with distinction.

2 passed.

Course Evaluation

Summary of student's answers:

Both students provided positive answers to most of the questions

Teachers' comments:

The lectures and student presentations were given live. The attendance has been poor.

Please, turn over!

Changes from the previous course realisation:

No changes have been made

Suggestions for the next course realisation:

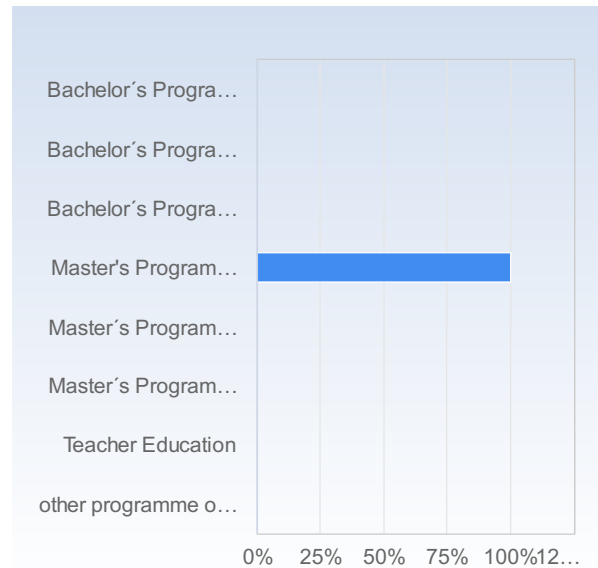
Based on these evaluations, no future changes are needed.

Specialised Course in Linear Functional Analysis, Autumn 2021

Answer Count: 2

I have studied this course as part of

I have studied this course as part of	Number of responses
Bachelor's Programme in Mathematics	0 (0,0%)
Bachelor's Programme in Physics, Theoretical Physics, Astronomy	0 (0,0%)
Bachelor's Programme, other specialization	0 (0,0%)
Master's Programme in Mathematics	2 (100,0%)
Master's Programme in Mathematical Statistics	0 (0,0%)
Master's Programme, other specialization	0 (0,0%)
Teacher Education	0 (0,0%)
other programme or as stand alone course	0 (0,0%)
Total	2 (100,0%)

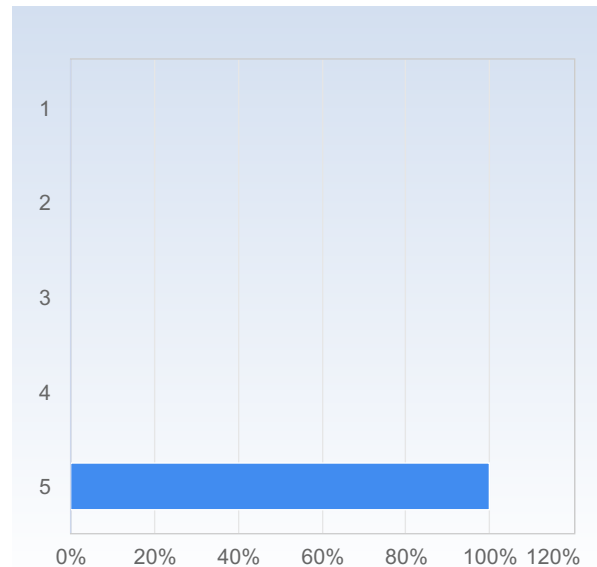


I have studied this course as part of	Mean	Standard Deviation
I have studied this course as part of	4,0	0,0

On the scale 1-5 select the option that best matches your opinion: 1= disagree completely → 3= partly agree → 5= agree completely

2. My prior knowledge has been sufficient to assimilate the contents of this course.

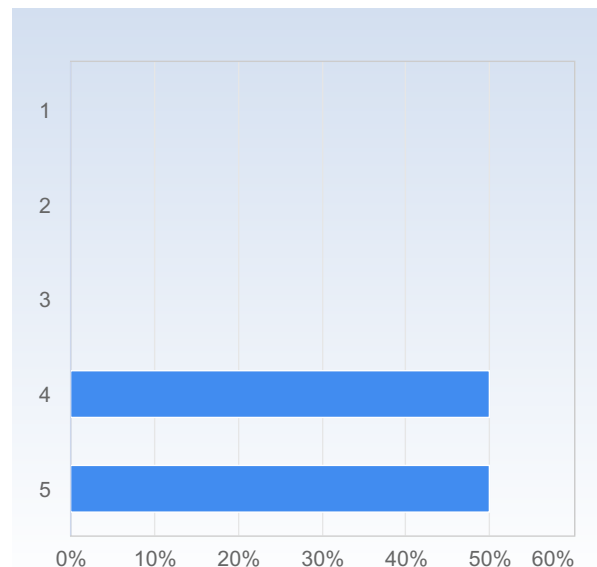
2. <input type="checkbox"/> My prior knowledge has been sufficient to assimilate the contents of this course.	Number of responses
1	0 (0,0%)
2	0 (0,0%)
3	0 (0,0%)
4	0 (0,0%)
5	2 (100,0%)
Total	2 (100,0%)



2. <input type="checkbox"/> My prior knowledge has been sufficient to assimilate the contents of this course.	Mean	Standard Deviation
	5,0	0,0

3. I have participated actively in the course.

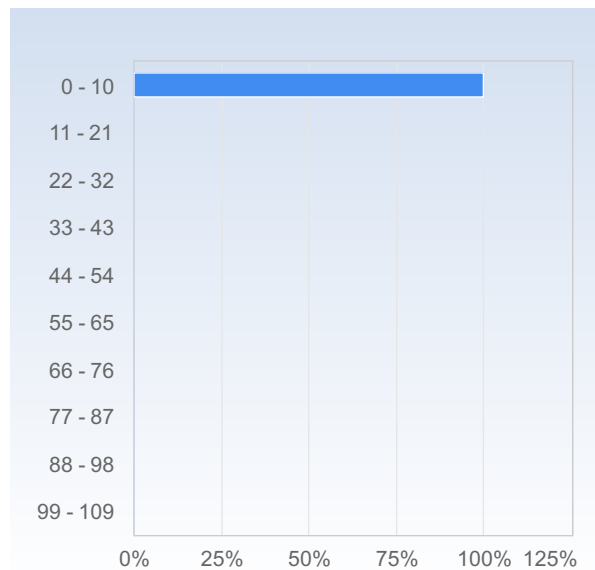
3. <input type="checkbox"/> I have participated actively in the course.	Number of responses
1	0 (0,0%)
2	0 (0,0%)
3	0 (0,0%)
4	1 (50,0%)
5	1 (50,0%)
Total	2 (100,0%)



3. <input type="checkbox"/> I have participated actively in the course.	Mean	Standard Deviation
	4,5	0,7

Average number of hours spent in total on the course per week (including scheduled activities):

Average number of hours spent in total on the course per week (including scheduled activities):	Number of responses
0 - 10	2 (100,0%)
11 - 21	0 (0,0%)
22 - 32	0 (0,0%)
33 - 43	0 (0,0%)
44 - 54	0 (0,0%)
55 - 65	0 (0,0%)
66 - 76	0 (0,0%)
77 - 87	0 (0,0%)
88 - 98	0 (0,0%)
99 - 109	0 (0,0%)
Total	2 (100,0%)



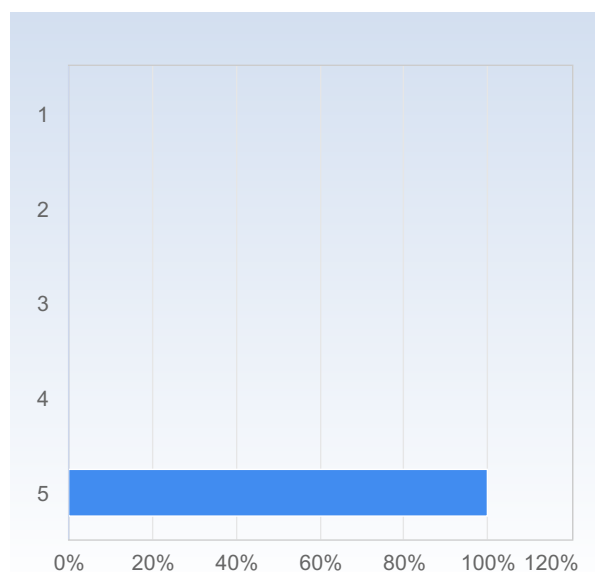
	Mean	Standard Deviation
Average number of hours spent in total on the course per week (including scheduled activities):	9,0	1,4

The course in general

On the scale 1-5 select the option that best matches your opinion: 1= disagree completely → 3= partly agree → 5= agree completely

The way the course was taught and organised suited me.

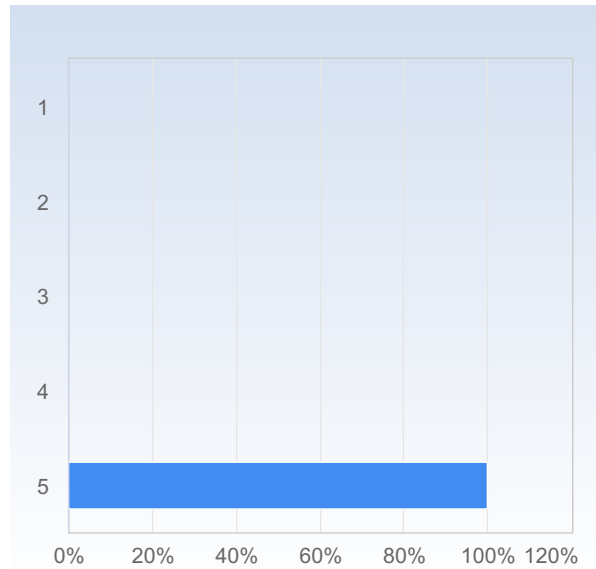
The way the course was taught and organised suited me.	Number of responses
1	0 (0,0%)
2	0 (0,0%)
3	0 (0,0%)
4	0 (0,0%)
5	2 (100,0%)
Total	2 (100,0%)



	Mean	Standard Deviation
The way the course was taught and organised suited me.	5,0	0,0

The number of teacher lead activities (lectures, seminars etc.) has been satisfactory.

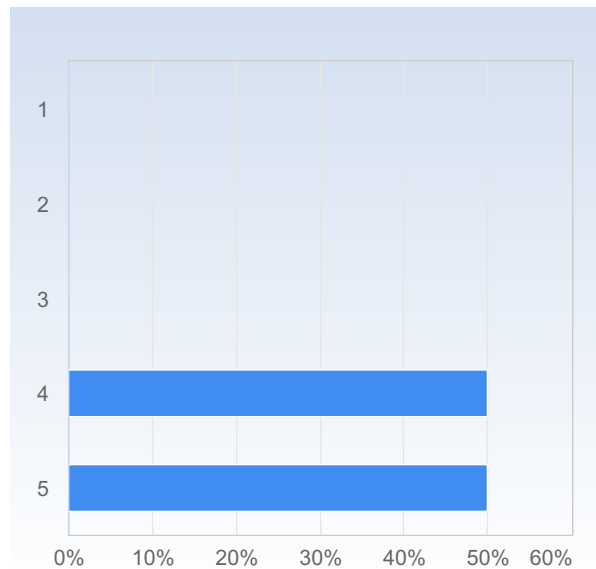
The number of teacher lead activities (lectures, seminars etc.) has been satisfactory.	Number of responses
1	0 (0,0%)
2	0 (0,0%)
3	0 (0,0%)
4	0 (0,0%)
5	2 (100,0%)
Total	2 (100,0%)



	Mean	Standard Deviation
The number of teacher lead activities (lectures, seminars etc.) has been satisfactory.	5,0	0,0

The lectures were valuable for my learning.

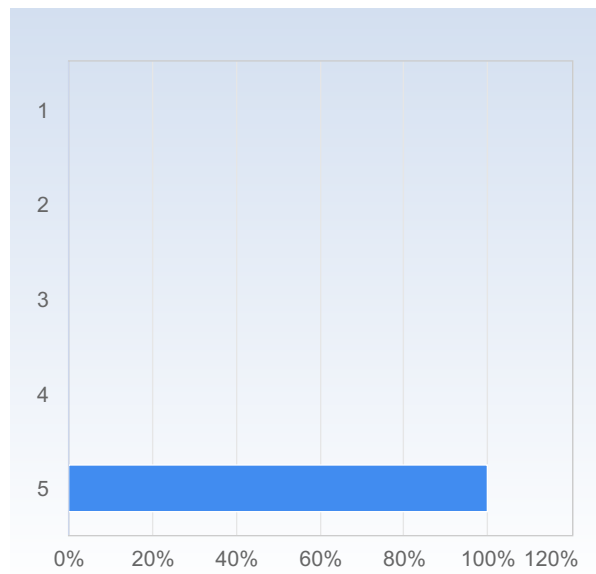
The lectures were valuable for my learning.	Number of responses
1	0 (0,0%)
2	0 (0,0%)
3	0 (0,0%)
4	1 (50,0%)
5	1 (50,0%)
Total	2 (100,0%)



	Mean	Standard Deviation
The lectures were valuable for my learning.	4,5	0,7

The seminars were valuable for my learning.

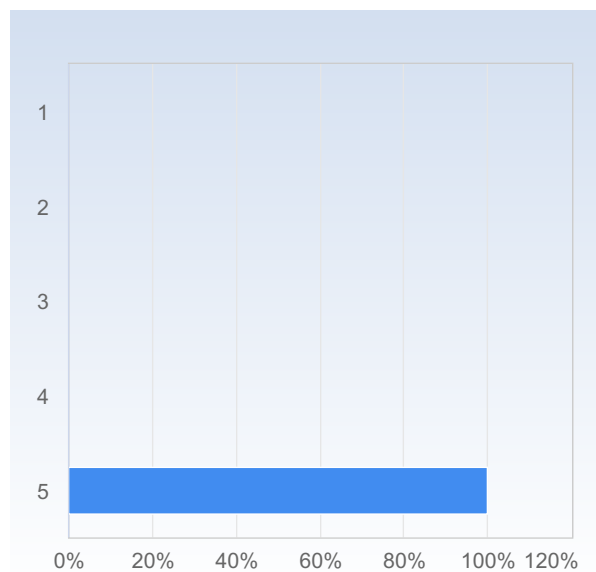
The seminars were valuable for my learning.	Number of responses
1	0 (0,0%)
2	0 (0,0%)
3	0 (0,0%)
4	0 (0,0%)
5	2 (100,0%)
Total	2 (100,0%)



	Mean	Standard Deviation
The seminars were valuable for my learning.	5,0	0,0

Studying on my own was valuable for my learning.

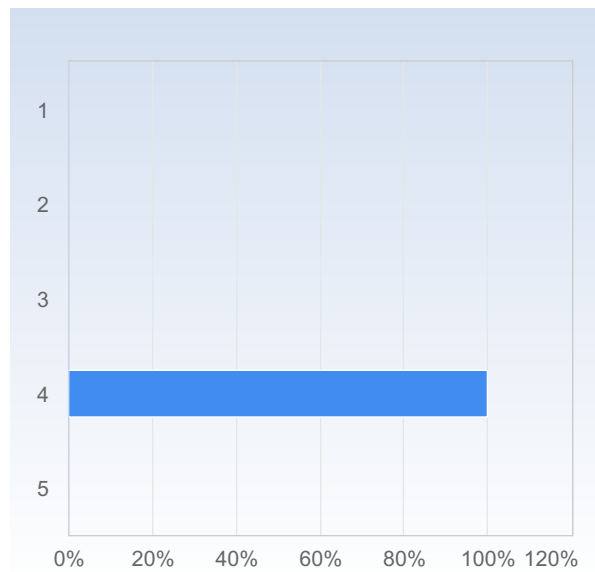
Studying on my own was valuable for my learning.	Number of responses
1	0 (0,0%)
2	0 (0,0%)
3	0 (0,0%)
4	0 (0,0%)
5	2 (100,0%)
Total	2 (100,0%)



	Mean	Standard Deviation
Studying on my own was valuable for my learning.	5,0	0,0

The course literature/material was a valuable learning resource.

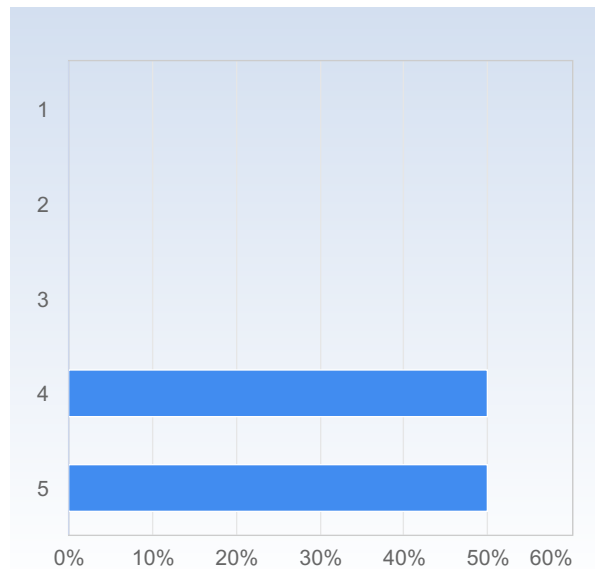
The course literature/material was a valuable learning resource.	Number of responses
1	0 (0,0%)
2	0 (0,0%)
3	0 (0,0%)
4	2 (100,0%)
5	0 (0,0%)
Total	2 (100,0%)



	Mean	Standard Deviation
The course literature/material was a valuable learning resource.	4,0	0,0

The information I received before the course start was satisfactory.

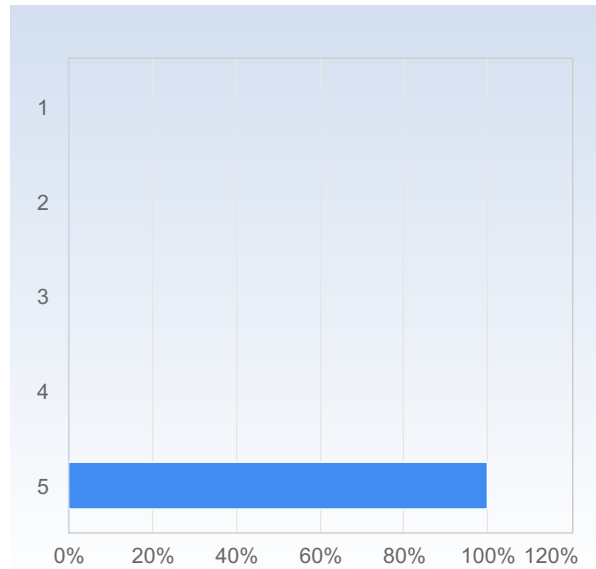
The information I received before the course start was satisfactory.	Number of responses
1	0 (0,0%)
2	0 (0,0%)
3	0 (0,0%)
4	1 (50,0%)
5	1 (50,0%)
Total	2 (100,0%)



	Mean	Standard Deviation
The information I received before the course start was satisfactory.	4,5	0,7

The communication with the teaching staff during the course was good.

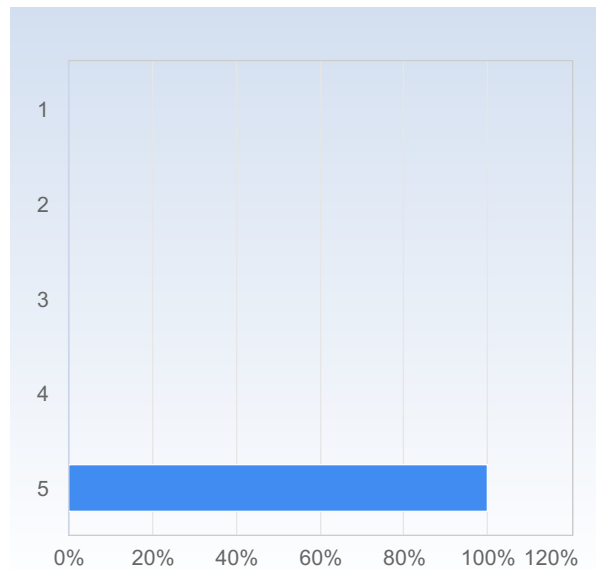
The communication with the teaching staff during the course was good.	Number of responses
1	0 (0,0%)
2	0 (0,0%)
3	0 (0,0%)
4	0 (0,0%)
5	2 (100,0%)
Total	2 (100,0%)



	Mean	Standard Deviation
The communication with the teaching staff during the course was good.	5,0	0,0

It was clear throughout the course what was expected of me.

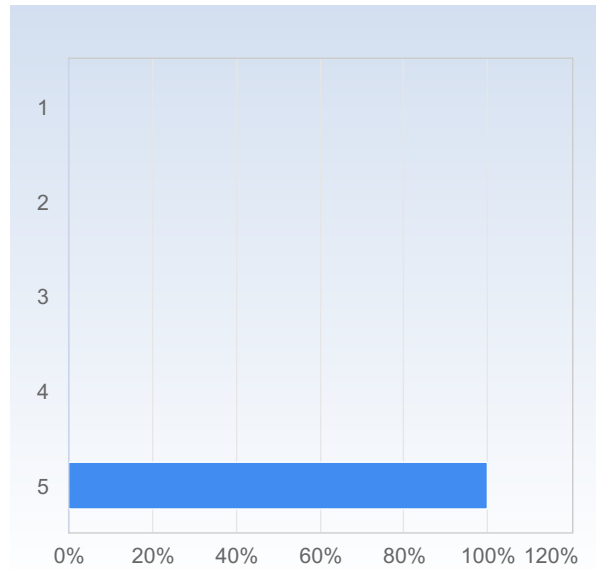
It was clear throughout the course what was expected of me.	Number of responses
1	0 (0,0%)
2	0 (0,0%)
3	0 (0,0%)
4	0 (0,0%)
5	2 (100,0%)
Total	2 (100,0%)



	Mean	Standard Deviation
It was clear throughout the course what was expected of me.	5,0	0,0

I have received valuable feedback from my teacher/teachers during the course.

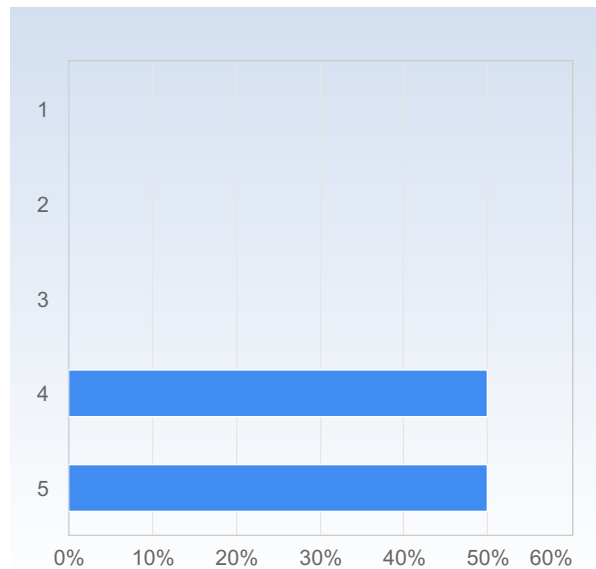
I have received valuable feedback from my teacher/teachers during the course.	Number of responses
1	0 (0,0%)
2	0 (0,0%)
3	0 (0,0%)
4	0 (0,0%)
5	2 (100,0%)
Total	2 (100,0%)



	Mean	Standard Deviation
I have received valuable feedback from my teacher/teachers during the course.	5,0	0,0

The course had a reasonable workload.

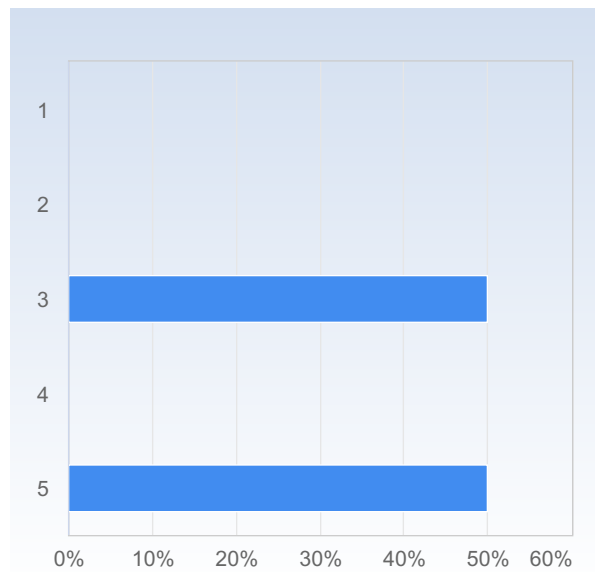
The course had a reasonable workload.	Number of responses
1	0 (0,0%)
2	0 (0,0%)
3	0 (0,0%)
4	1 (50,0%)
5	1 (50,0%)
Total	2 (100,0%)



	Mean	Standard Deviation
The course had a reasonable workload.	4,5	0,7

The workload was evenly distributed throughout the course.

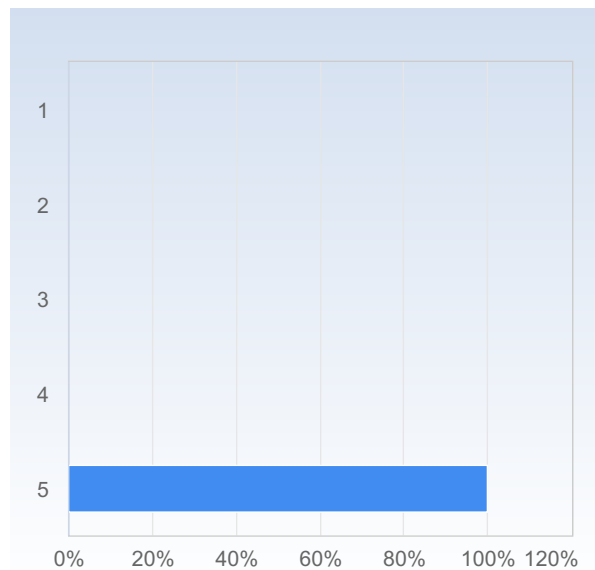
The workload was evenly distributed throughout the course.	Number of responses
1	0 (0,0%)
2	0 (0,0%)
3	1 (50,0%)
4	0 (0,0%)
5	1 (50,0%)
Total	2 (100,0%)



	Mean	Standard Deviation
The workload was evenly distributed throughout the course.	4,0	1,4

The examination matched the contents and level of the course.

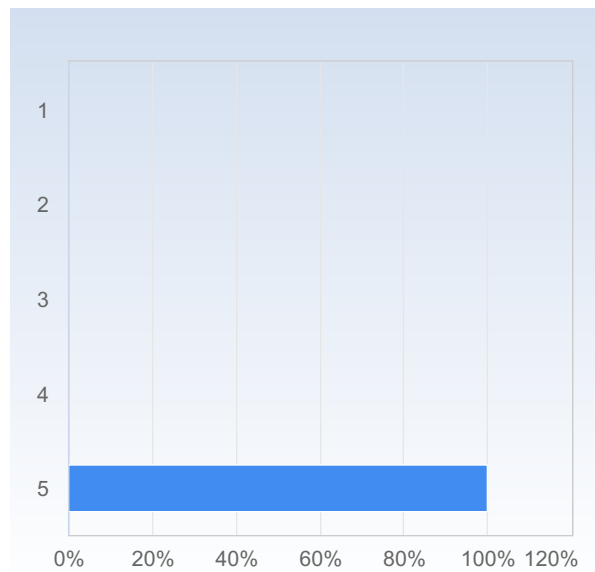
The examination matched the contents and level of the course.	Number of responses
1	0 (0,0%)
2	0 (0,0%)
3	0 (0,0%)
4	0 (0,0%)
5	2 (100,0%)
Total	2 (100,0%)



	Mean	Standard Deviation
The examination matched the contents and level of the course.	5,0	0,0

Overall, I am satisfied with the course.

Overall, I am satisfied with the course.	Number of responses
1	0 (0,0%)
2	0 (0,0%)
3	0 (0,0%)
4	0 (0,0%)
5	2 (100,0%)
Total	2 (100,0%)



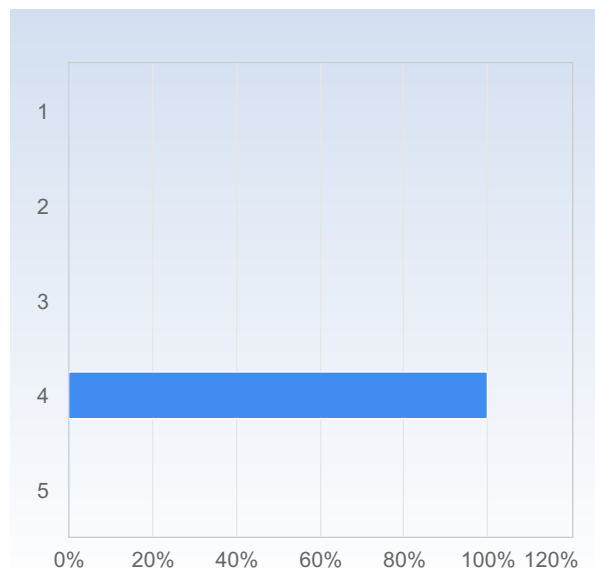
	Mean	Standard Deviation
Overall, I am satisfied with the course.	5,0	0,0

On the development of generic skills

On a scale 1-5 select the option that best matches your opinion: 1= disagree completely → 3= partly agree → 5= agree completely

The course has increased my ability to read a mathematical text.

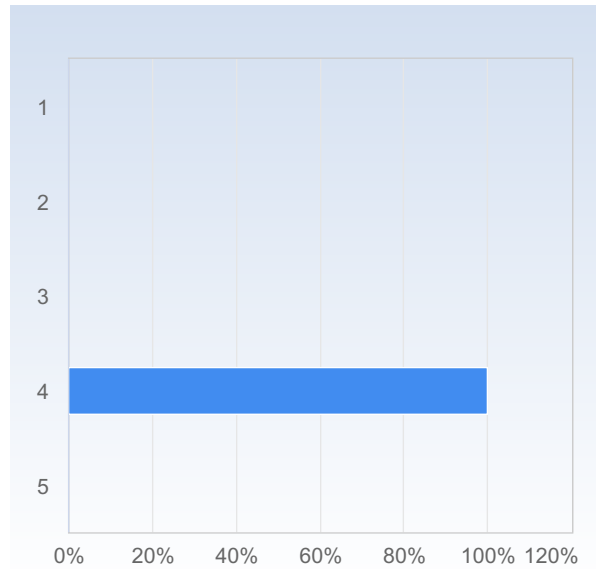
The course has increased my ability to read a mathematical text.	Number of responses
1	0 (0,0%)
2	0 (0,0%)
3	0 (0,0%)
4	2 (100,0%)
5	0 (0,0%)
Total	2 (100,0%)



	Mean	Standard Deviation
The course has increased my ability to read a mathematical text.	4,0	0,0

The course has increased my ability to communicate the subject in writing.

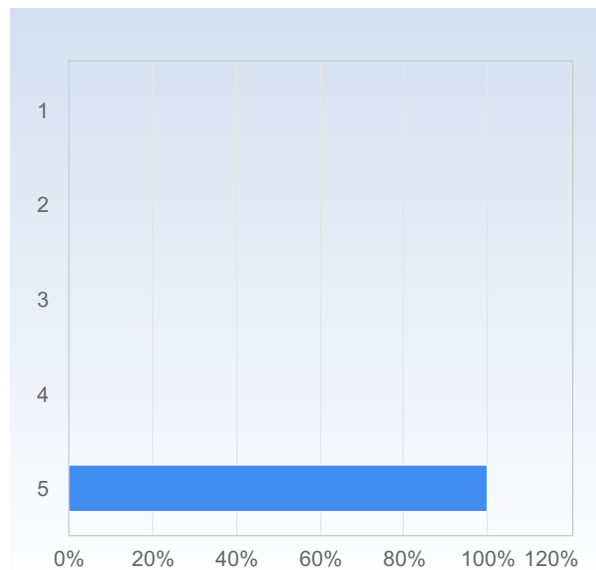
The course has increased my ability to communicate the subject in writing.	Number of responses
1	0 (0,0%)
2	0 (0,0%)
3	0 (0,0%)
4	2 (100,0%)
5	0 (0,0%)
Total	2 (100,0%)



	Mean	Standard Deviation
The course has increased my ability to communicate the subject in writing.	4,0	0,0

The course has increased my ability to communicate the subject orally.

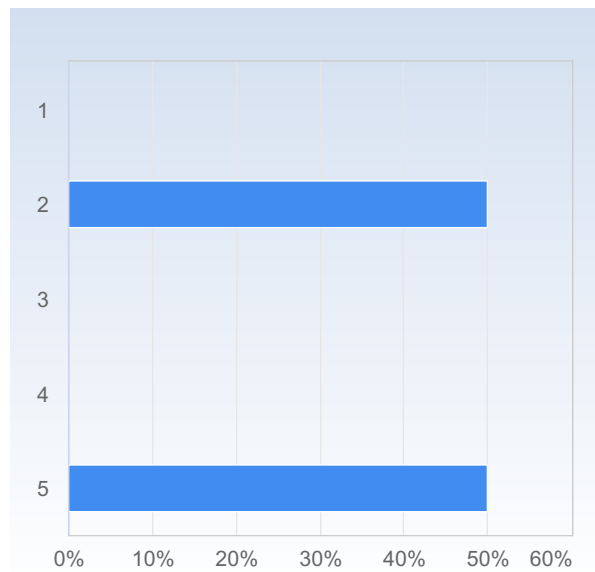
The course has increased my ability to communicate the subject orally.	Number of responses
1	0 (0,0%)
2	0 (0,0%)
3	0 (0,0%)
4	0 (0,0%)
5	2 (100,0%)
Total	2 (100,0%)



	Mean	Standard Deviation
The course has increased my ability to communicate the subject orally.	5,0	0,0

The course has increased my ability to cooperate.

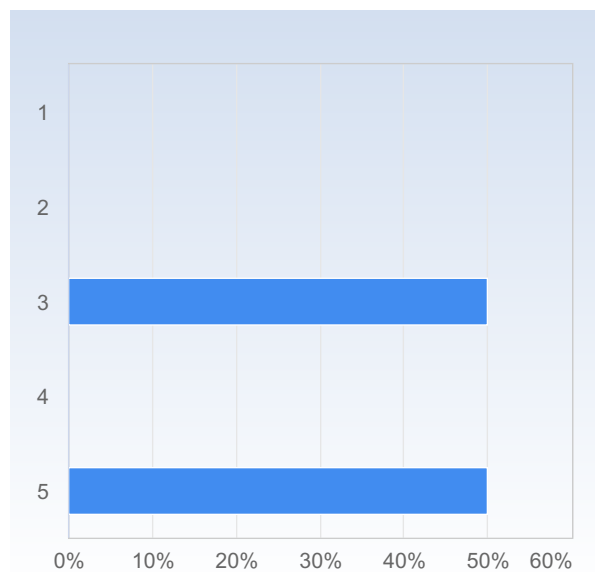
The course has increased my ability to cooperate.	Number of responses
1	0 (0,0%)
2	1 (50,0%)
3	0 (0,0%)
4	0 (0,0%)
5	1 (50,0%)
Total	2 (100,0%)



	Mean	Standard Deviation
The course has increased my ability to cooperate.	3,5	2,1

The course has increased my ability to search and process information.

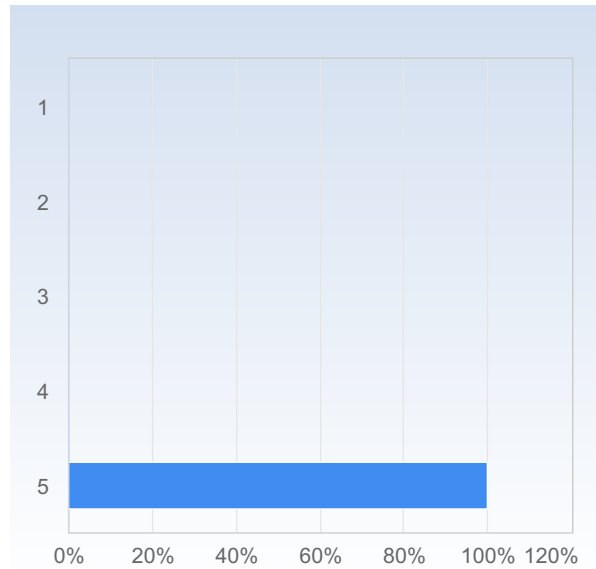
The course has increased my ability to search and process information.	Number of responses
1	0 (0,0%)
2	0 (0,0%)
3	1 (50,0%)
4	0 (0,0%)
5	1 (50,0%)
Total	2 (100,0%)



	Mean	Standard Deviation
The course has increased my ability to search and process information.	4,0	1,4

The course has increased my ability to analyze and solve problems.

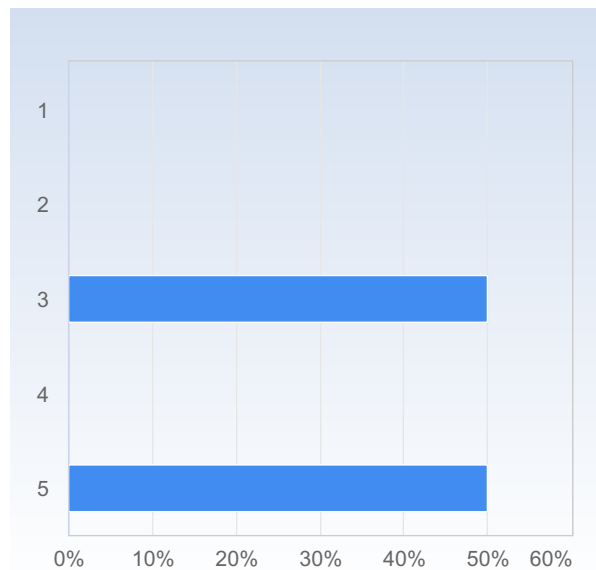
The course has increased my ability to analyze and solve problems.	Number of responses
1	0 (0,0%)
2	0 (0,0%)
3	0 (0,0%)
4	0 (0,0%)
5	2 (100,0%)
Total	2 (100,0%)



	Mean	Standard Deviation
The course has increased my ability to analyze and solve problems.	5,0	0,0

As a result of this course, I feel confident about tackling unfamiliar problems.

As a result of this course, I feel confident about tackling unfamiliar problems.	Number of responses
1	0 (0,0%)
2	0 (0,0%)
3	1 (50,0%)
4	0 (0,0%)
5	1 (50,0%)
Total	2 (100,0%)



	Mean	Standard Deviation
As a result of this course, I feel confident about tackling unfamiliar problems.	4,0	1,4

What did you appreciate most with the course?

What did you appreciate most with the course?

Having examples to supplement the content of the main course is extremely helpful. Furthermore, the exercise sheets were also very good.

The close contact with the teacher

What do you think should be improved?

What do you think should be improved?

There are some exercises in the exercise sheets that are incorrect, if I'm remembering right. That should probably be fixed.

Have you during this course experienced course literature, staff or teaching methods to be discriminatory in any way (gender, ethnicity, etc.) ?

Have you during this course experienced course literature, staff or teaching methods to be discriminatory in any way (gender, ethnicity, etc.)?

No.