



LUND UNIVERSITY  
Faculty of Science

Centre for Mathematical Sciences  
Division of Mathematics and Numerical Analysis

## Course Analysis for MATB25 Discrete Mathematics, Autumn 2021

### Course Information

**Lecturer:** Anitha Thillaisundaram

**Teaching assistants:** Anna Torstensson and Rahul Hindov

**Number of students:**

34 newly registered and 8 re-registered.

6 students answered the course evaluation, 2 of them are enrolled on programme name, and 1 was on the teacher education programme.

### Examination

**Project:** 27 students passed.

**Oral examination:** 25 students passed.

**Written examination:** 34 students passed (9 of which were teacher students).

- Ordinary examination 17/12 2021: 33 students participated and 28 of them passed.

- Resit examination 12/01 2022: 8 students participated and 6 of them passed.

**Final grades:**

In all, 34 students, including 6 re-registered students, have got their final grade.

16 passed with distinction.

18 passed (9 of which were teacher students).

### Course Evaluation

**Summary of student's answers:**

See above.

**Teachers' comments:**

This course was given jointly for science students, teacher students and engineering students with respective course codes MATB25, ÄMAD04 and FMAB75 (though this survey was only sent to MATB25 and ÄMAD04 students, as FMAB75 students received a separate CEQ survey). The lectures and seminars were held on campus. The lecture notes were uploaded on Canvas. For each seminar, a given list of exercises were to be discussed. The participation in the lectures and seminars were good. The examination was carried out on campus.

**Changes from the previous course realisation:**

The previous course was held completely via Zoom, whereas this course was held as normal in a lecture hall, and seminar rooms. No changes were made to the course content.

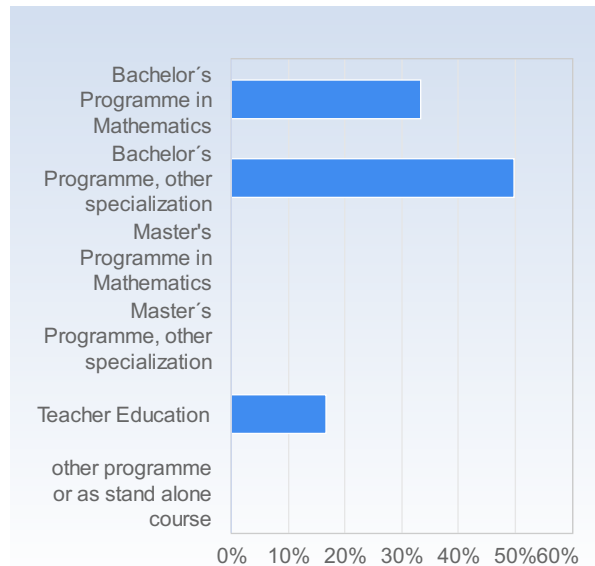
**Suggestions for the next course realisation:** The syllabus could be shortened a little, to avoid having to sometimes rush through the material during the lectures.

# Discrete Mathematics Autumn 2021

Answer Count: 6

## I have studied this course as part of

I have studied this course as part of	Number of responses
Bachelor's Programme in Mathematics	2 (33,3%)
Bachelor's Programme, other specialization	3 (50,0%)
Master's Programme in Mathematics	0 (0,0%)
Master's Programme, other specialization	0 (0,0%)
Teacher Education	1 (16,7%)
other programme or as stand alone course	0 (0,0%)
<b>Total</b>	<b>6 (100,0%)</b>

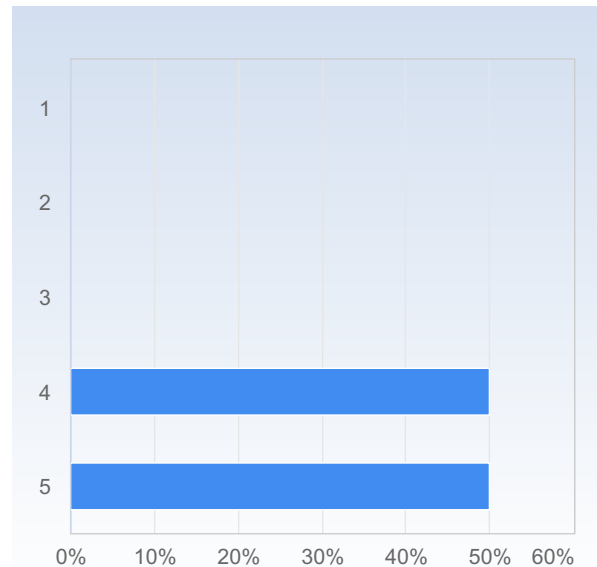


	Mean	Standard Deviation
I have studied this course as part of	2,2	1,5

**On the scale 1-5 select the option that best matches your opinion: 1= disagree completely → 3= partly agree → 5= agree completely**

**2.  My prior knowledge has been sufficient to assimilate the contents of this course.**

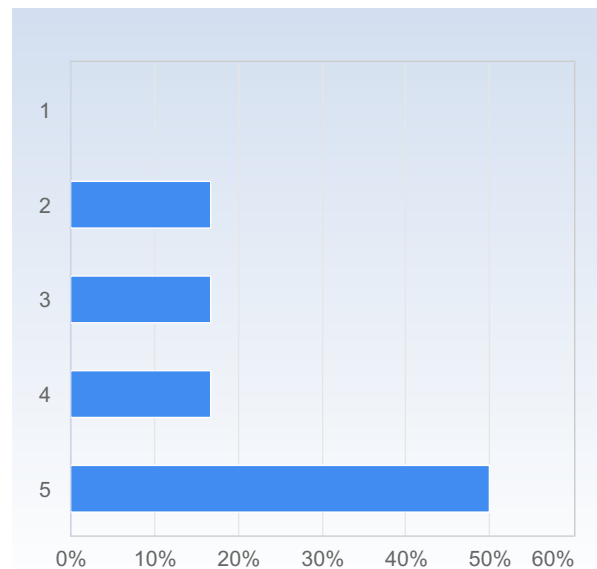
2. <input type="checkbox"/> My prior knowledge has been sufficient to assimilate the contents of this course.	Number of responses
1	0 (0,0%)
2	0 (0,0%)
3	0 (0,0%)
4	3 (50,0%)
5	3 (50,0%)
Total	6 (100,0%)



2. <input type="checkbox"/> My prior knowledge has been sufficient to assimilate the contents of this course.	Mean	Standard Deviation
	4,5	0,5

**3.  I have participated actively in the course.**

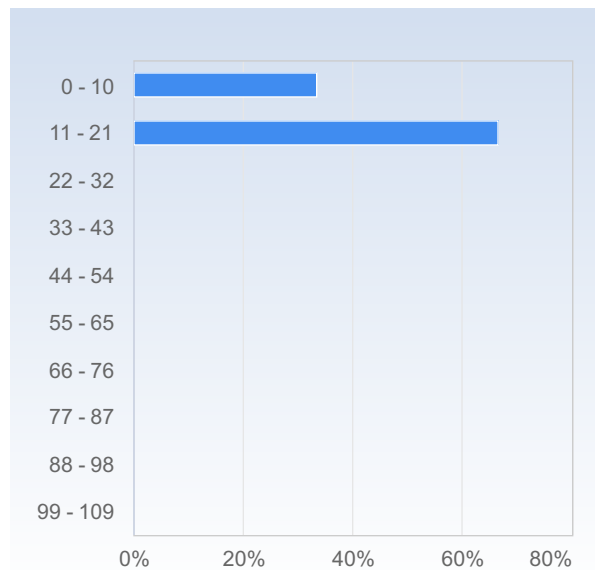
3. <input type="checkbox"/> I have participated actively in the course.	Number of responses
1	0 (0,0%)
2	1 (16,7%)
3	1 (16,7%)
4	1 (16,7%)
5	3 (50,0%)
Total	6 (100,0%)



3. <input type="checkbox"/> I have participated actively in the course.	Mean	Standard Deviation
	4,0	1,3

## Average number of hours spent in total on the course per week (including scheduled activities):

Average number of hours spent in total on the course per week (including scheduled activities):	Number of responses
0 - 10	2 (33,3%)
11 - 21	4 (66,7%)
22 - 32	0 (0,0%)
33 - 43	0 (0,0%)
44 - 54	0 (0,0%)
55 - 65	0 (0,0%)
66 - 76	0 (0,0%)
77 - 87	0 (0,0%)
88 - 98	0 (0,0%)
99 - 109	0 (0,0%)
Total	6 (100,0%)



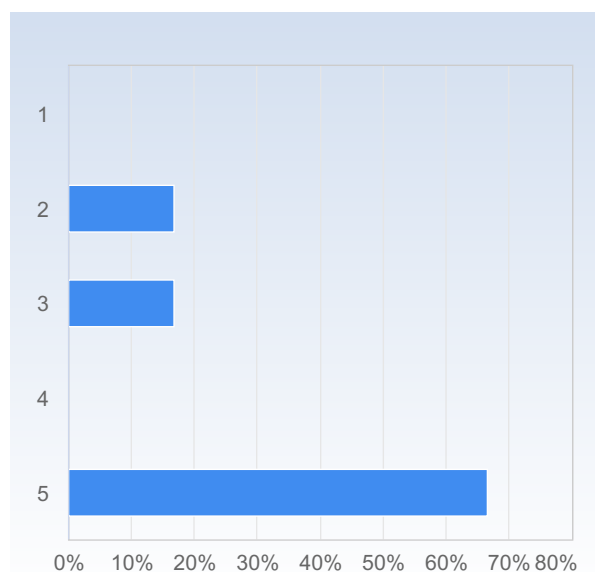
	Mean	Standard Deviation
Average number of hours spent in total on the course per week (including scheduled activities):	13,3	6,2

## The course in general

On the scale 1-5 select the option that best matches your opinion: 1= disagree completely → 3= partly agree → 5= agree completely

The way the course was taught and organised suited me.

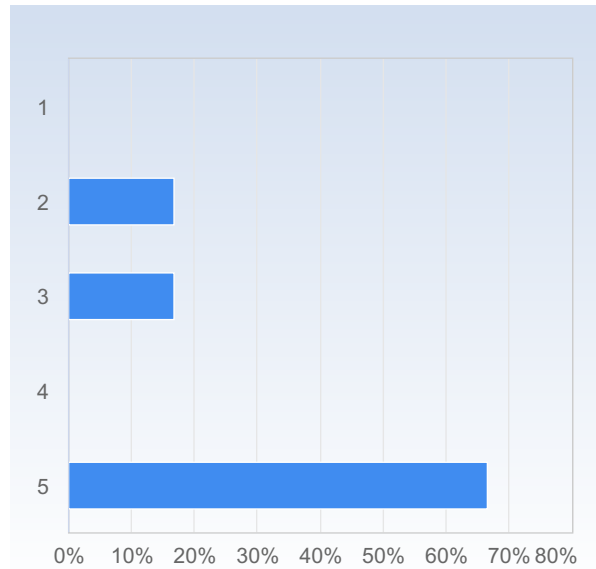
The way the course was taught and organised suited me.	Number of responses
1	0 (0,0%)
2	1 (16,7%)
3	1 (16,7%)
4	0 (0,0%)
5	4 (66,7%)
Total	6 (100,0%)



	Mean	Standard Deviation
The way the course was taught and organised suited me.	4,2	1,3

## The number of teacher lead activities (lectures, seminars etc.) has been satisfactory.

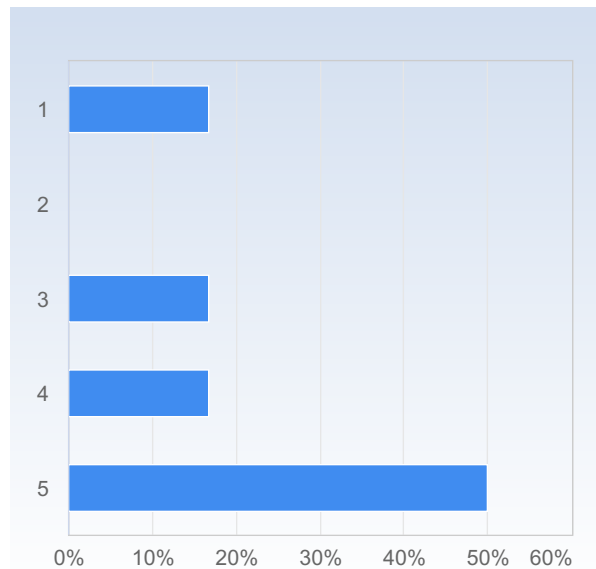
The number of teacher lead activities (lectures, seminars etc.) has been satisfactory.	Number of responses
1	0 (0,0%)
2	1 (16,7%)
3	1 (16,7%)
4	0 (0,0%)
5	4 (66,7%)
Total	6 (100,0%)



	Mean	Standard Deviation
The number of teacher lead activities (lectures, seminars etc.) has been satisfactory.	4,2	1,3

## The lectures were valuable for my learning.

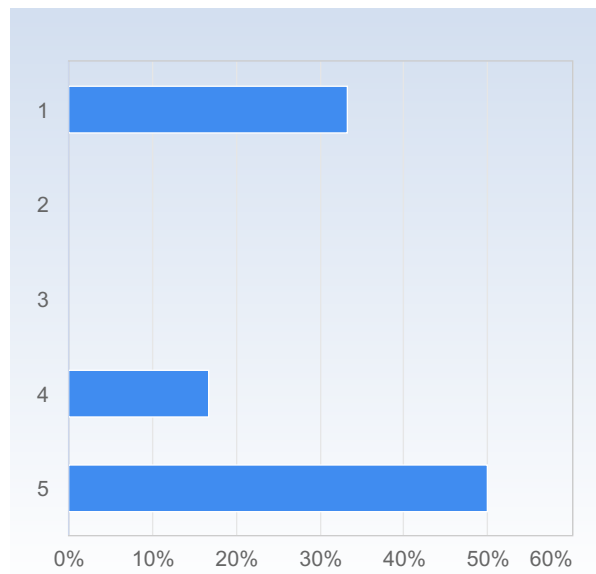
The lectures were valuable for my learning.	Number of responses
1	1 (16,7%)
2	0 (0,0%)
3	1 (16,7%)
4	1 (16,7%)
5	3 (50,0%)
Total	6 (100,0%)



	Mean	Standard Deviation
The lectures were valuable for my learning.	3,8	1,6

## The seminars were valuable for my learning.

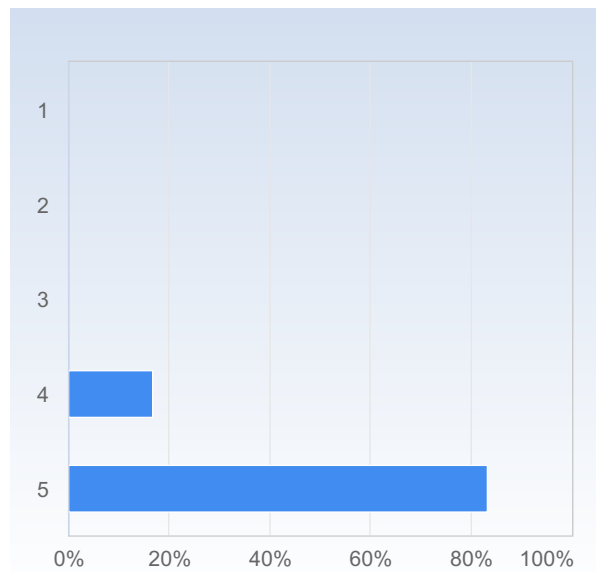
The seminars were valuable for my learning.	Number of responses
1	2 (33,3%)
2	0 (0,0%)
3	0 (0,0%)
4	1 (16,7%)
5	3 (50,0%)
Total	6 (100,0%)



	Mean	Standard Deviation
The seminars were valuable for my learning.	3,5	2,0

## Studying on my own was valuable for my learning.

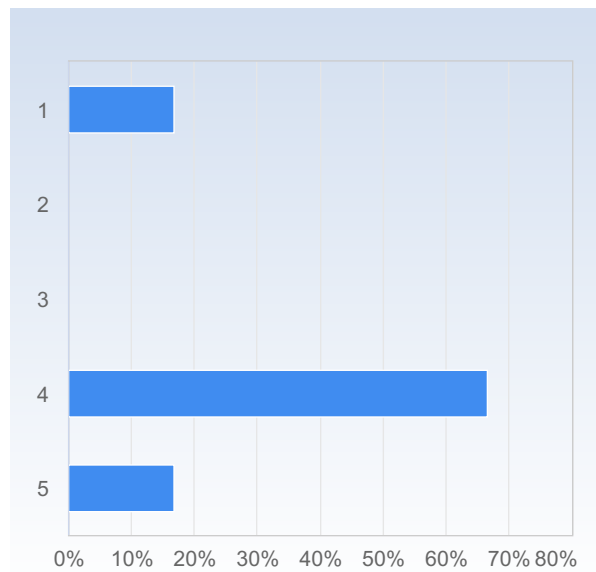
Studying on my own was valuable for my learning.	Number of responses
1	0 (0,0%)
2	0 (0,0%)
3	0 (0,0%)
4	1 (16,7%)
5	5 (83,3%)
Total	6 (100,0%)



	Mean	Standard Deviation
Studying on my own was valuable for my learning.	4,8	0,4

## The course literature/material was a valuable learning resource.

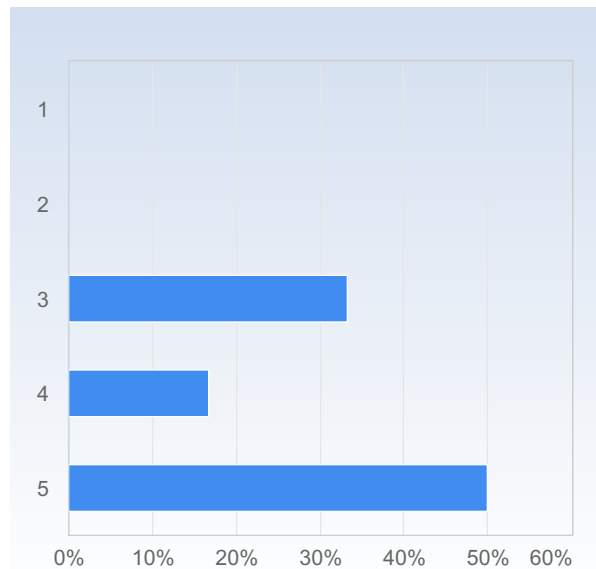
The course literature/material was a valuable learning resource.	Number of responses
1	1 (16,7%)
2	0 (0,0%)
3	0 (0,0%)
4	4 (66,7%)
5	1 (16,7%)
Total	6 (100,0%)



	Mean	Standard Deviation
The course literature/material was a valuable learning resource.	3,7	1,4

## The information I received before the course start was satisfactory.

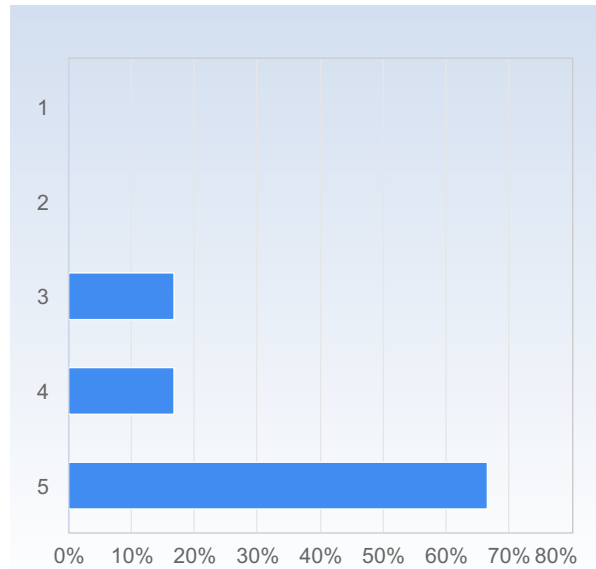
The information I received before the course start was satisfactory.	Number of responses
1	0 (0,0%)
2	0 (0,0%)
3	2 (33,3%)
4	1 (16,7%)
5	3 (50,0%)
Total	6 (100,0%)



	Mean	Standard Deviation
The information I received before the course start was satisfactory.	4,2	1,0

## The communication with the teaching staff during the course was good.

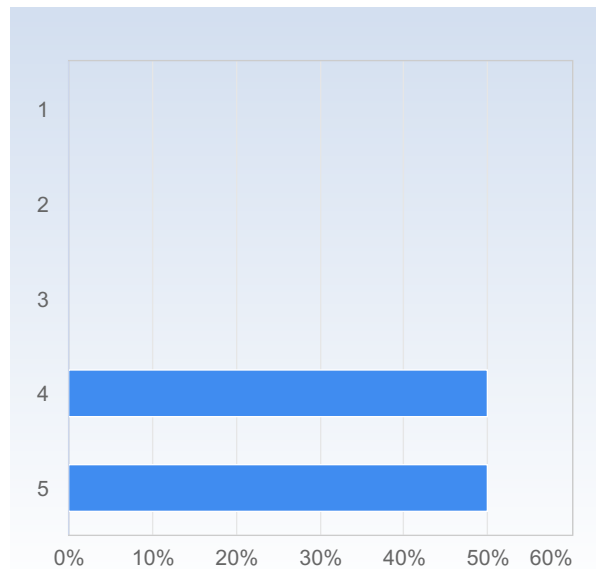
The communication with the teaching staff during the course was good.	Number of responses
1	0 (0,0%)
2	0 (0,0%)
3	1 (16,7%)
4	1 (16,7%)
5	4 (66,7%)
Total	6 (100,0%)



	Mean	Standard Deviation
The communication with the teaching staff during the course was good.	4,5	0,8

## It was clear throughout the course what was expected of me.

It was clear throughout the course what was expected of me.	Number of responses
1	0 (0,0%)
2	0 (0,0%)
3	0 (0,0%)
4	3 (50,0%)
5	3 (50,0%)
Total	6 (100,0%)

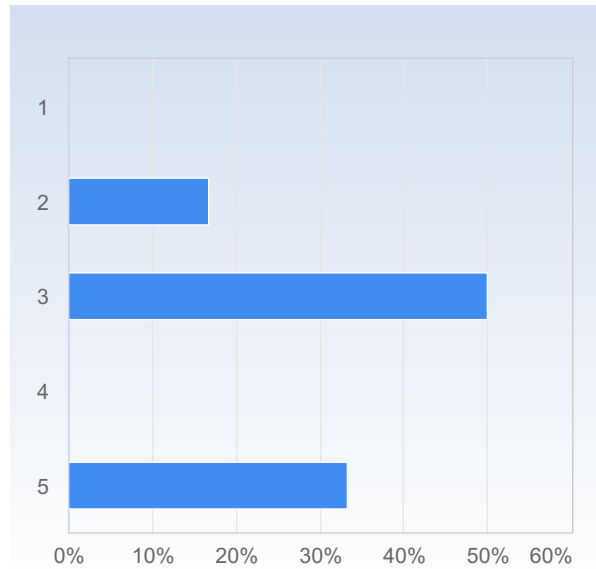


	Mean	Standard Deviation
It was clear throughout the course what was expected of me.	4,5	0,5



## I have received valuable feedback from my teacher/teachers during the course.

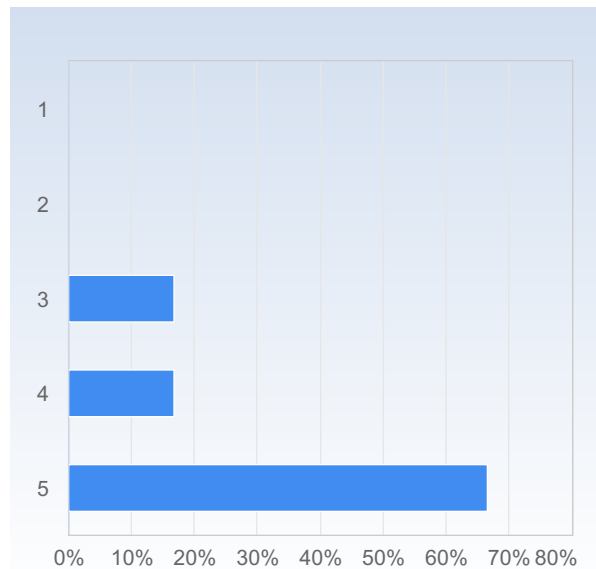
I have received valuable feedback from my teacher/teachers during the course.	Number of responses
1	0 (0,0%)
2	1 (16,7%)
3	3 (50,0%)
4	0 (0,0%)
5	2 (33,3%)
Total	6 (100,0%)



	Mean	Standard Deviation
I have received valuable feedback from my teacher/teachers during the course.	3,5	1,2

## The course had a reasonable workload.

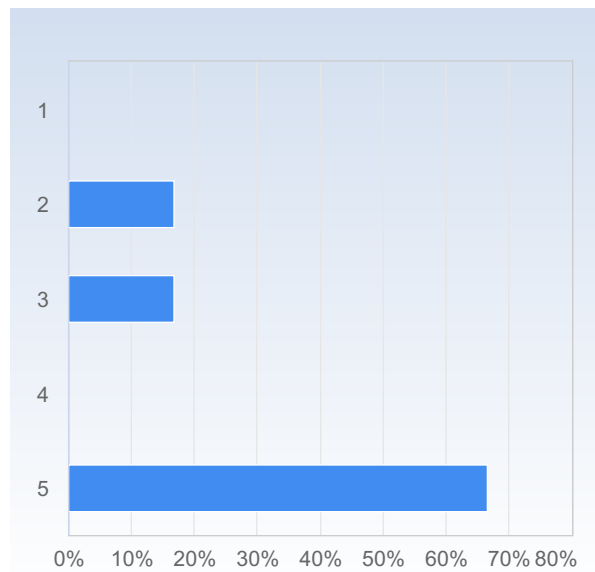
The course had a reasonable workload.	Number of responses
1	0 (0,0%)
2	0 (0,0%)
3	1 (16,7%)
4	1 (16,7%)
5	4 (66,7%)
Total	6 (100,0%)



	Mean	Standard Deviation
The course had a reasonable workload.	4,5	0,8

## The workload was evenly distributed throughout the course.

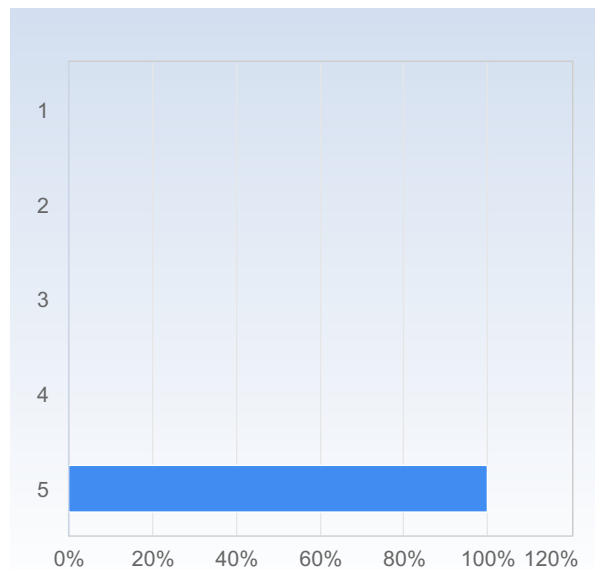
The workload was evenly distributed throughout the course.	Number of responses
1	0 (0,0%)
2	1 (16,7%)
3	1 (16,7%)
4	0 (0,0%)
5	4 (66,7%)
Total	6 (100,0%)



	Mean	Standard Deviation
The workload was evenly distributed throughout the course.	4,2	1,3

## The examination matched the contents and level of the course.

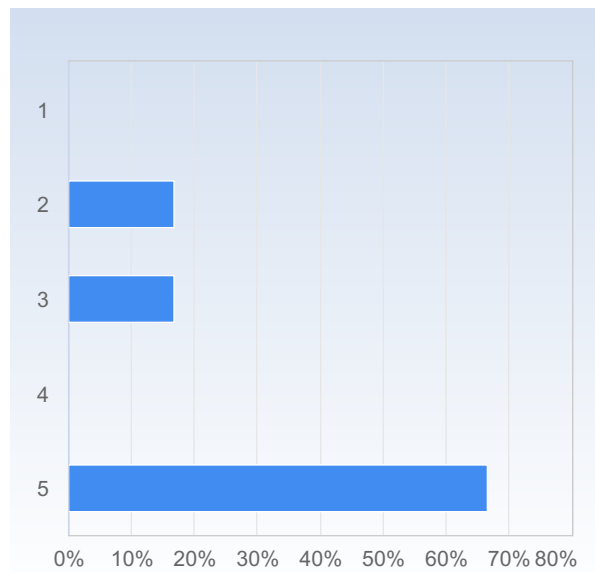
The examination matched the contents and level of the course.	Number of responses
1	0 (0,0%)
2	0 (0,0%)
3	0 (0,0%)
4	0 (0,0%)
5	6 (100,0%)
Total	6 (100,0%)



	Mean	Standard Deviation
The examination matched the contents and level of the course.	5,0	0,0

## Overall, I am satisfied with the course.

Overall, I am satisfied with the course.	Number of responses
1	0 (0,0%)
2	1 (16,7%)
3	1 (16,7%)
4	0 (0,0%)
5	4 (66,7%)
Total	6 (100,0%)



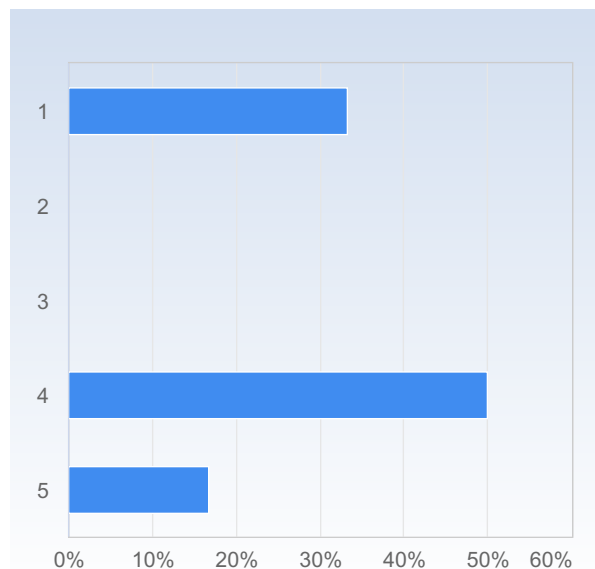
	Mean	Standard Deviation
Overall, I am satisfied with the course.	4,2	1,3

## On the development of generic skills

**On a scale 1-5 select the option that best matches your opinion: 1= disagree completely → 3= partly agree → 5= agree completely**

**The course has increased my ability to read a mathematical text.**

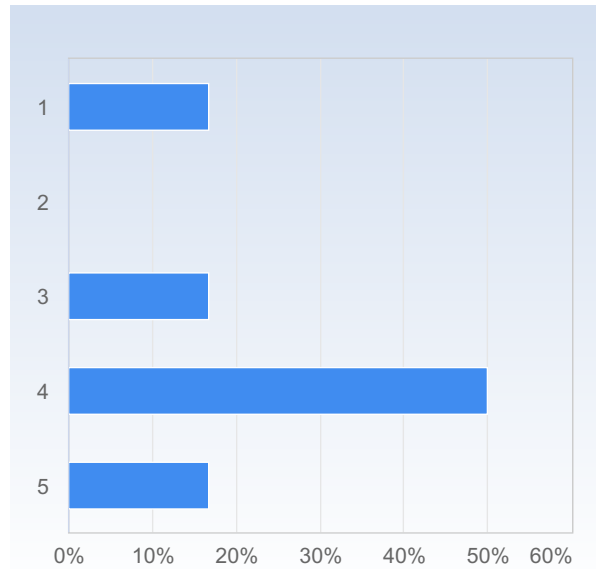
The course has increased my ability to read a mathematical text.	Number of responses
1	2 (33,3%)
2	0 (0,0%)
3	0 (0,0%)
4	3 (50,0%)
5	1 (16,7%)
Total	6 (100,0%)



	Mean	Standard Deviation
The course has increased my ability to read a mathematical text.	3,2	1,7

## The course has increased my ability to communicate the subject in writing.

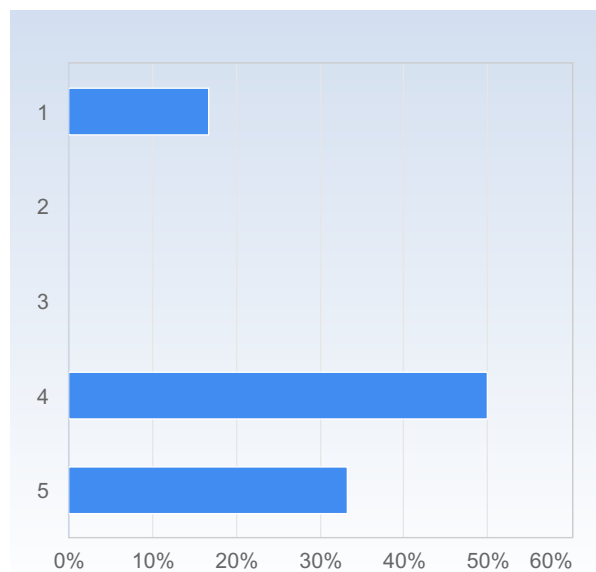
The course has increased my ability to communicate the subject in writing.	Number of responses
1	1 (16,7%)
2	0 (0,0%)
3	1 (16,7%)
4	3 (50,0%)
5	1 (16,7%)
Total	6 (100,0%)



	Mean	Standard Deviation
The course has increased my ability to communicate the subject in writing.	3,5	1,4

## The course has increased my ability to communicate the subject orally.

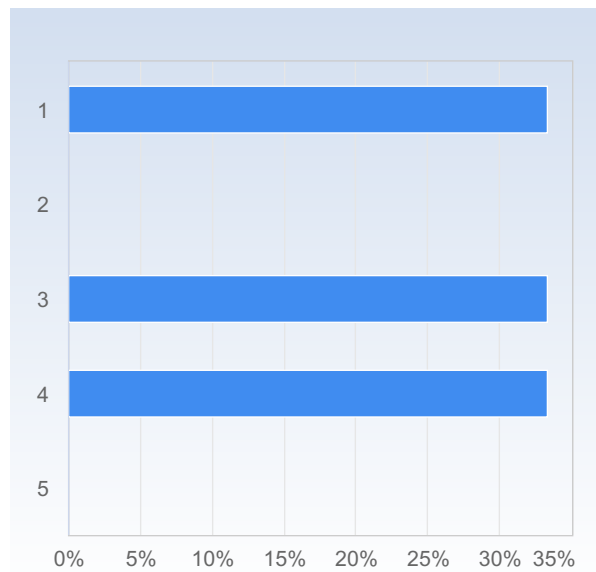
The course has increased my ability to communicate the subject orally.	Number of responses
1	1 (16,7%)
2	0 (0,0%)
3	0 (0,0%)
4	3 (50,0%)
5	2 (33,3%)
Total	6 (100,0%)



	Mean	Standard Deviation
The course has increased my ability to communicate the subject orally.	3,8	1,5

## The course has increased my ability to cooperate.

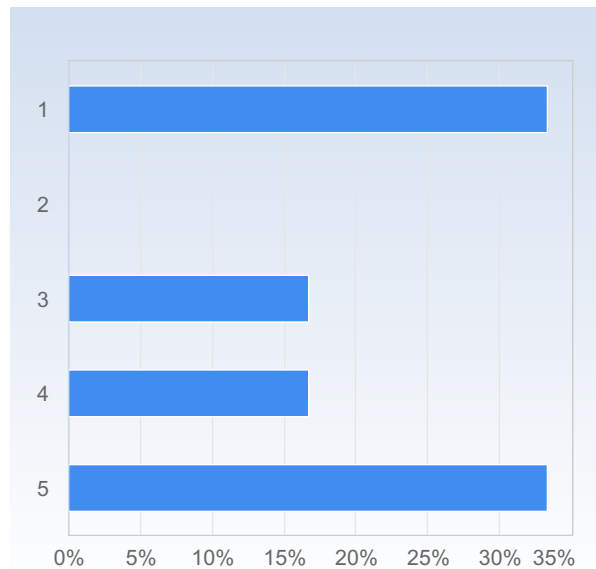
The course has increased my ability to cooperate.	Number of responses
1	2 (33,3%)
2	0 (0,0%)
3	2 (33,3%)
4	2 (33,3%)
5	0 (0,0%)
Total	6 (100,0%)



	Mean	Standard Deviation
The course has increased my ability to cooperate.	2,7	1,4

## The course has increased my ability to search and process information.

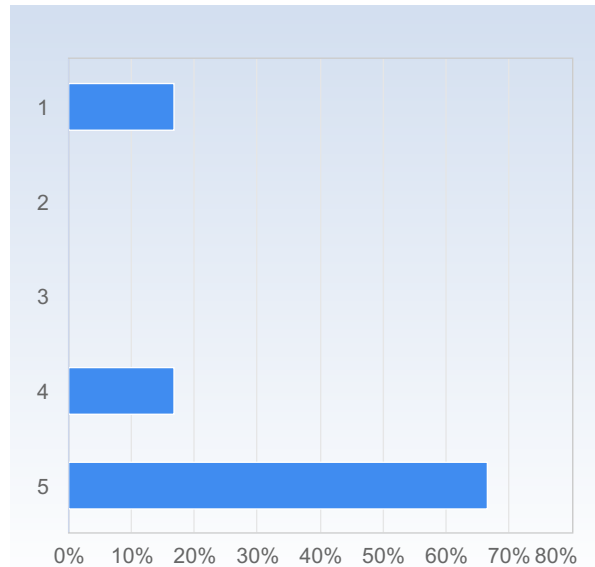
The course has increased my ability to search and process information.	Number of responses
1	2 (33,3%)
2	0 (0,0%)
3	1 (16,7%)
4	1 (16,7%)
5	2 (33,3%)
Total	6 (100,0%)



	Mean	Standard Deviation
The course has increased my ability to search and process information.	3,2	1,8

## The course has increased my ability to analyze and solve problems.

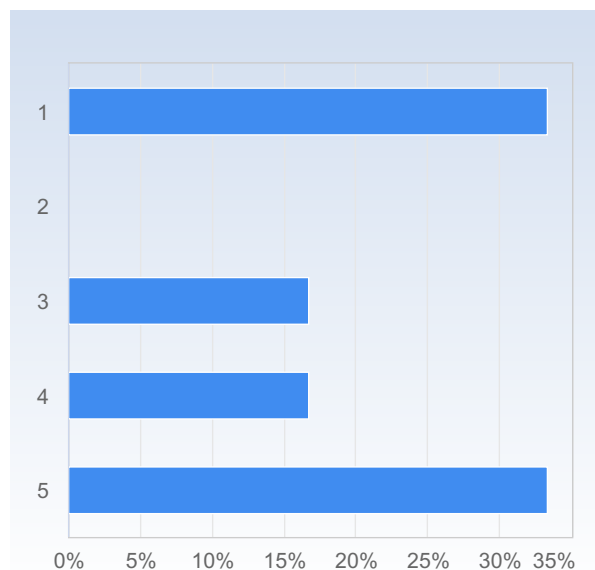
The course has increased my ability to analyze and solve problems.	Number of responses
1	1 (16,7%)
2	0 (0,0%)
3	0 (0,0%)
4	1 (16,7%)
5	4 (66,7%)
Total	6 (100,0%)



	Mean	Standard Deviation
The course has increased my ability to analyze and solve problems.	4,2	1,6

## As a result of this course, I feel confident about tackling unfamiliar problems.

As a result of this course, I feel confident about tackling unfamiliar problems.	Number of responses
1	2 (33,3%)
2	0 (0,0%)
3	1 (16,7%)
4	1 (16,7%)
5	2 (33,3%)
Total	6 (100,0%)



	Mean	Standard Deviation
As a result of this course, I feel confident about tackling unfamiliar problems.	3,2	1,8

## What did you appreciate most with the course?

What did you appreciate most with the course?

I thought the seminar teachers and Anitha were excellent! Particularly how organised the lectures were.

Rings and fields

The lectures as well as the lecture notes were well prepared and interesting. Learned many new techniques, and problem solving skills and many examples to the real world were given during the course.

## What do you think should be improved?

What do you think should be improved?

I think that the Anderson lecture notes sometimes were a bit brief and there were a lot of information crammed into short passages of text. In my opinion I liked the Grimaldi book better. More examples and clearer picture of what we were doing.

Remove speeding through all topics

The lectures sometimes felt a bit rushed. Sometimes I guess there were more stuff to go through than time available.

## Have you during this course experienced course literature, staff or teaching methods to be discriminatory in any way (gender, ethnicity, etc.) ?

Have you during this course experienced course literature, staff or teaching methods to be discriminatory in any way (gender, ethnicity, etc.)?

No.

No.

No.