



LUND
UNIVERSITY

March 10, 2021

Centre for Mathematical Sciences

Tatyana Turova Schmeling

Analysis of the evaluations of the course

MATM30 Mathematical Foundations of Probability, Autumn 2020

There were 27 registered students (3 of those have cancelled their registration) out of which about 12 participated the lectures. 12 students came to the scheduled exam. Out of these 3 who never came to class, and they failed the exam.

The grades statistics: 2 VG, 7 G.

Despite the special conditions with teaching on-line, the statistics in general is similar to the previous years.

The evaluations show that the students are satisfied with the course to large extend. There are no reported dissatisfaction answers.

Given such a positive result in the pandemic conditions we should try to built up a following course in Stochastic processes within a graduate program in mathematics at LU. This should attract a sufficient amount of students, as after 3 years we have already a number of well educated students in probability.

There was 1 suggestion to change to “easier book”, which I find rather inapplicable as it will simply reduce and change the content of the course.

Addressing constructive remarks and wishes of the students I shall plan more careful the seminar sessions should they be held on-line. In particular, students noticed that it would be much positive to have students’ cameras “on” as well, so that they can see the class-mates and not only the teacher. Of course, this is to large extend to the students but I should offer more strong encouragement for that.

In class or on-line, I plan to keep a fairly flexible time-table allowing discussions of the problems at the (virtual) blackboard. I also shall maintain the previous guidelines for this course:

1. Encourage turning in written home work for grading, and provide written feedback-notes to the students.
2. Continue providing ample of time for discussions of the problems in class.

3. In case the group has a definite kernel of very strong students suggest extra meetings weekly for discussing more probability projects. Ideally, would be good to begin research projects individually or in small groups.

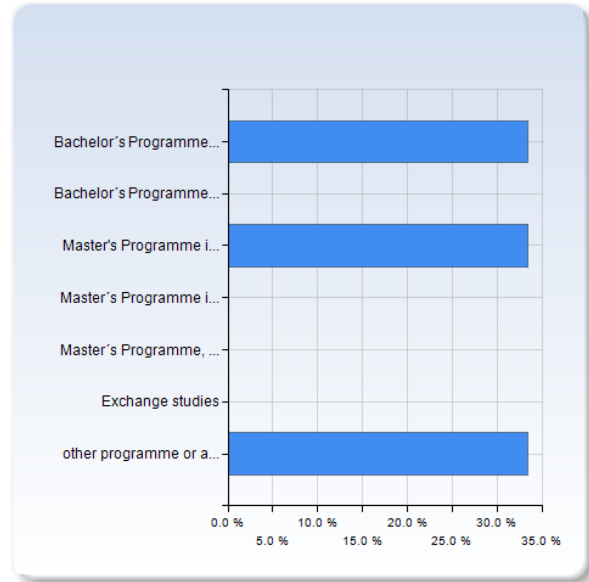
Tatyana Turova

MATM30 Mathematical Foundations of Probability - Autumn 2020

Answer Count: 3

I have studied this course as part of

I have studied this course as part of	Number of Responses
Bachelor's Programme in Mathematics	1 (33.3%)
Bachelor's Programme, other specialization	0 (0.0%)
Master's Programme in Mathematics	1 (33.3%)
Master's Programme in Mathematical Statistics	0 (0.0%)
Master's Programme, other specialization	0 (0.0%)
Exchange studies	0 (0.0%)
other programme or as stand alone course	1 (33.3%)
Total	3 (100.0%)

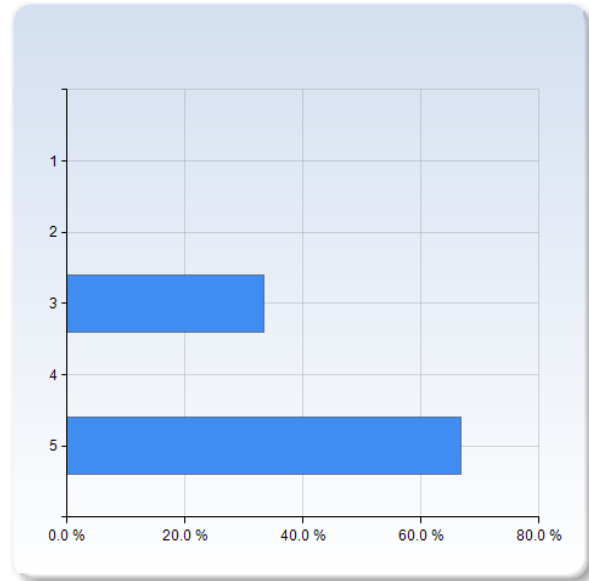


I have studied this course as part of	Mean	Standard Deviation
I have studied this course as part of	4.3	3.5

On the scale 1-5 select the option that best matches your opinion: 1= disagree completely → 3= partly agree → 5= agree completely

2. My prior knowledge has been sufficient to assimilate the contents of this course.

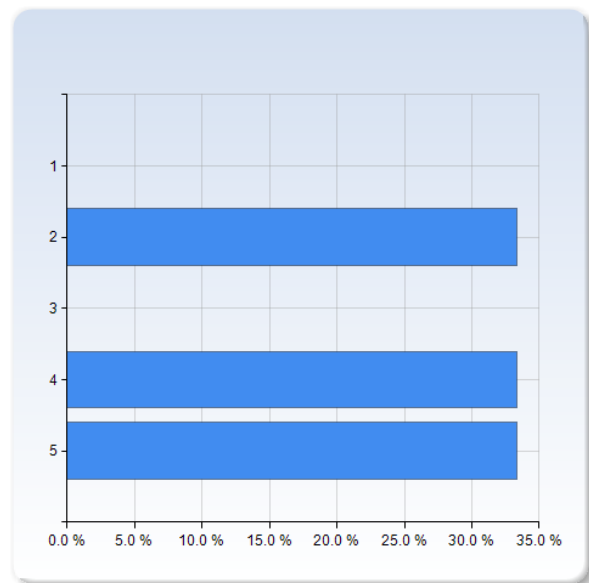
2. My prior knowledge has been sufficient to assimilate the contents of this course.	Number of Responses
1	0 (0.0%)
2	0 (0.0%)
3	1 (33.3%)
4	0 (0.0%)
5	2 (66.7%)
Total	3 (100.0%)



	Mean	Standard Deviation
2. My prior knowledge has been sufficient to assimilate the contents of this course.	4.3	1.2

3. I have participated actively in the course.

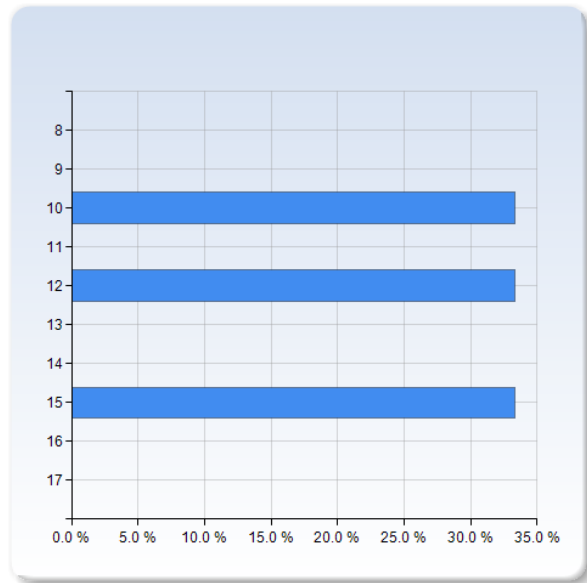
3. I have participated actively in the course.	Number of Responses
1	0 (0.0%)
2	1 (33.3%)
3	0 (0.0%)
4	1 (33.3%)
5	1 (33.3%)
Total	3 (100.0%)



	Mean	Standard Deviation
3. I have participated actively in the course.	3.7	1.5

Average number of hours spent in total on the course per week (including scheduled activities):

Average number of hours spent in total on the course per week (including scheduled activities):	Number of Responses
8	0 (0.0%)
9	0 (0.0%)
10	1 (33.3%)
11	0 (0.0%)
12	1 (33.3%)
13	0 (0.0%)
14	0 (0.0%)
15	1 (33.3%)
16	0 (0.0%)
17	0 (0.0%)
Total	3 (100.0%)



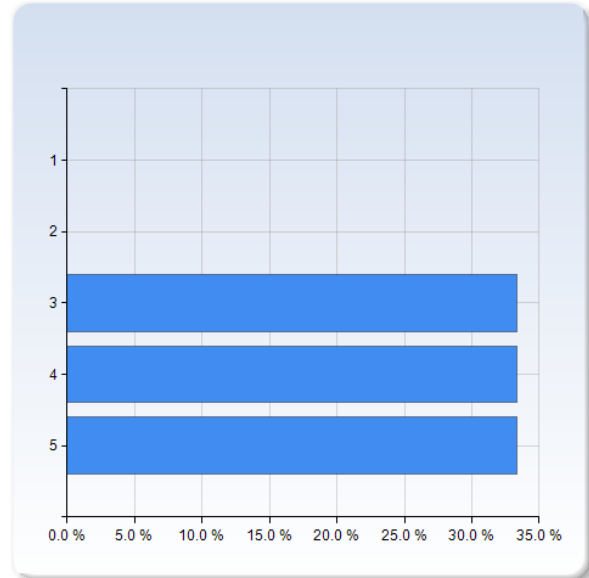
	Mean	Standard Deviation
Average number of hours spent in total on the course per week (including scheduled activities):	12.3	2.5

The course in general

On the scale 1-5 select the option that best matches your opinion: 1= disagree completely → 3= partly agree → 5= agree completely

The way the course was taught and organised suited me.

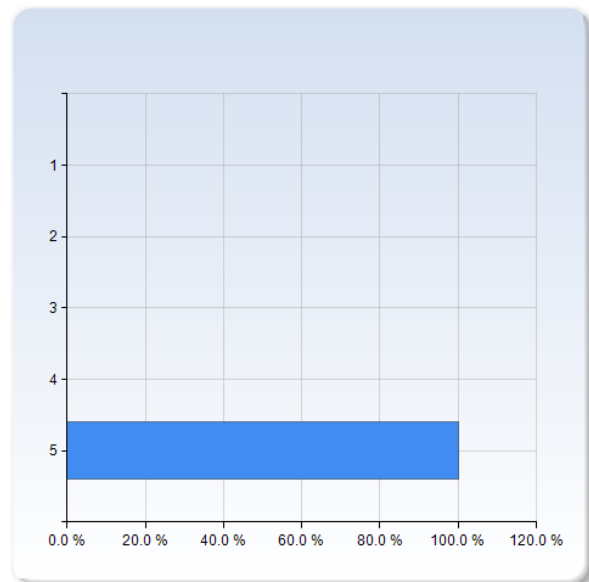
The way the course was taught and organised suited me.	Number of Responses
1	0 (0.0%)
2	0 (0.0%)
3	1 (33.3%)
4	1 (33.3%)
5	1 (33.3%)
Total	3 (100.0%)



	Mean	Standard Deviation
The way the course was taught and organised suited me.	4.0	1.0

The number of teacher lead activities (lectures, seminars etc.) has been satisfactory.

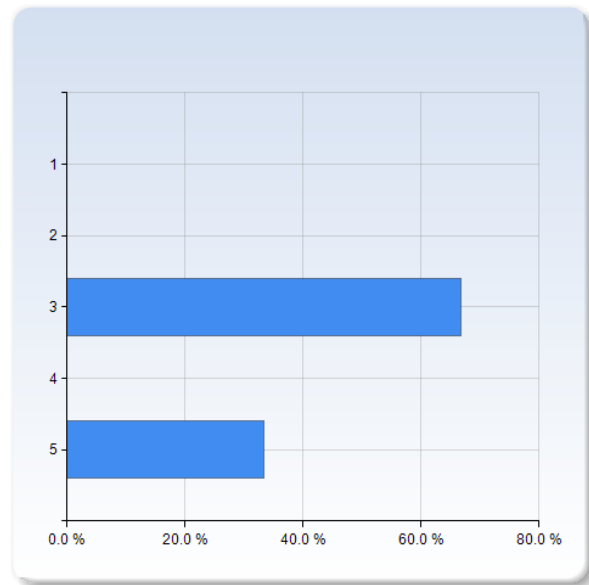
The number of teacher lead activities (lectures, seminars etc.) has been satisfactory.	Number of Responses
1	0 (0.0%)
2	0 (0.0%)
3	0 (0.0%)
4	0 (0.0%)
5	3 (100.0%)
Total	3 (100.0%)



	Mean	Standard Deviation
The number of teacher lead activities (lectures, seminars etc.) has been satisfactory.	5.0	0.0

The lectures were valuable for my learning.

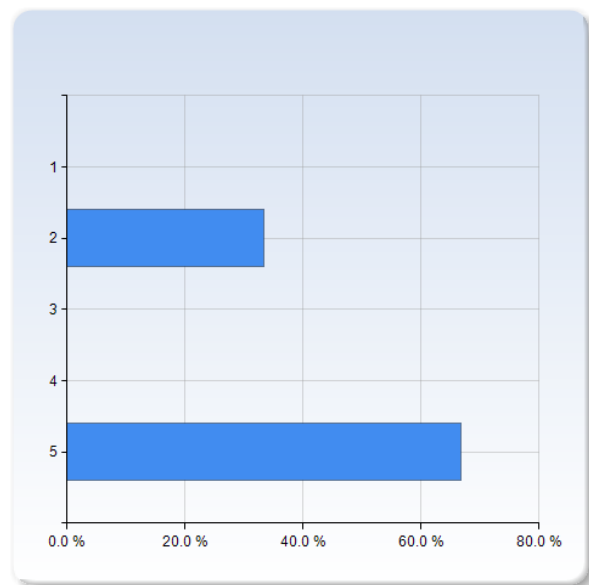
The lectures were valuable for my learning.	Number of Responses
1	0 (0.0%)
2	0 (0.0%)
3	2 (66.7%)
4	0 (0.0%)
5	1 (33.3%)
Total	3 (100.0%)



The lectures were valuable for my learning.	Mean	Standard Deviation
	3.7	1.2

The seminars were valuable for my learning.

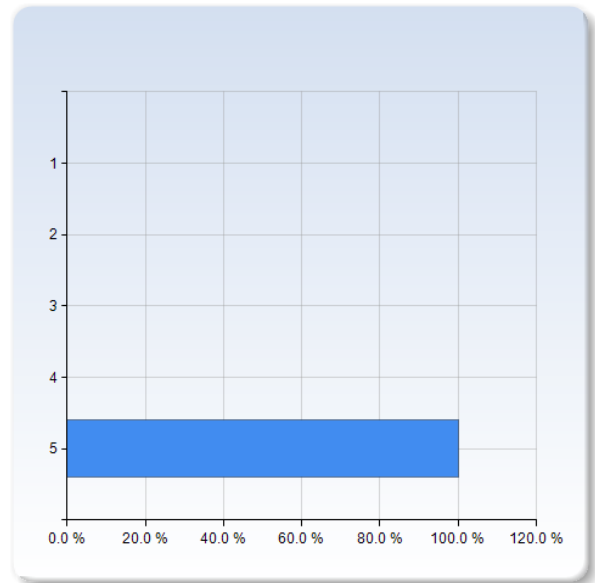
The seminars were valuable for my learning.	Number of Responses
1	0 (0.0%)
2	1 (33.3%)
3	0 (0.0%)
4	0 (0.0%)
5	2 (66.7%)
Total	3 (100.0%)



	Mean	Standard Deviation
The seminars were valuable for my learning.	4.0	1.7

Studying on my own was valuable for my learning.

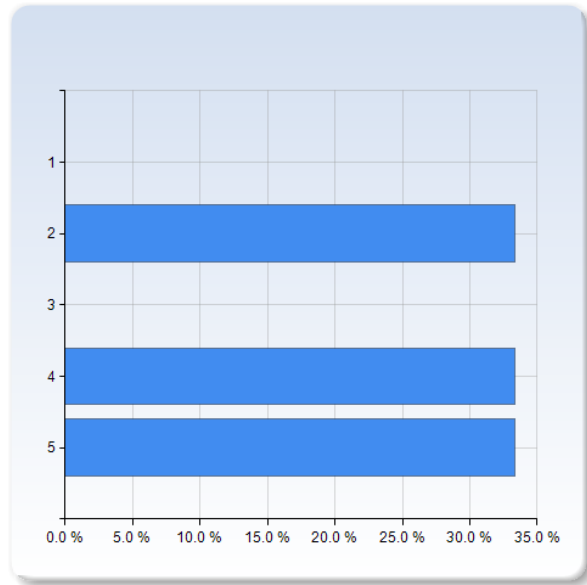
Studying on my own was valuable for my learning.	Number of Responses
1	0 (0.0%)
2	0 (0.0%)
3	0 (0.0%)
4	0 (0.0%)
5	3 (100.0%)
Total	3 (100.0%)



	Mean	Standard Deviation
Studying on my own was valuable for my learning.	5.0	0.0

The course literature/material was a valuable learning resource.

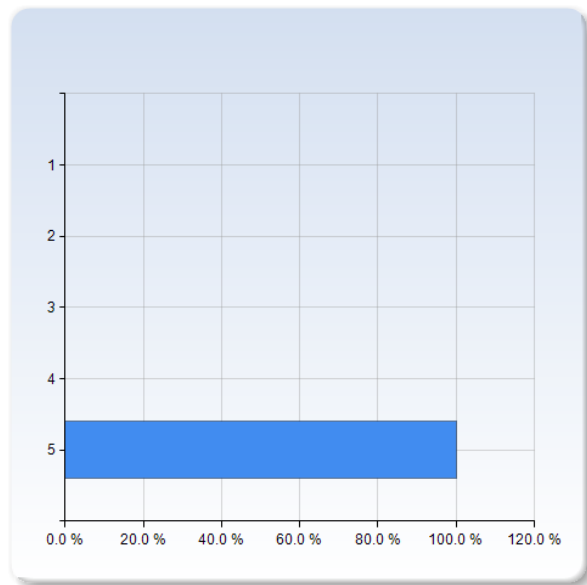
The course literature/material was a valuable learning resource.	Number of Responses
1	0 (0.0%)
2	1 (33.3%)
3	0 (0.0%)
4	1 (33.3%)
5	1 (33.3%)
Total	3 (100.0%)



	Mean	Standard Deviation
The course literature/material was a valuable learning resource.	3.7	1.5

The information I received before the course start was satisfactory.

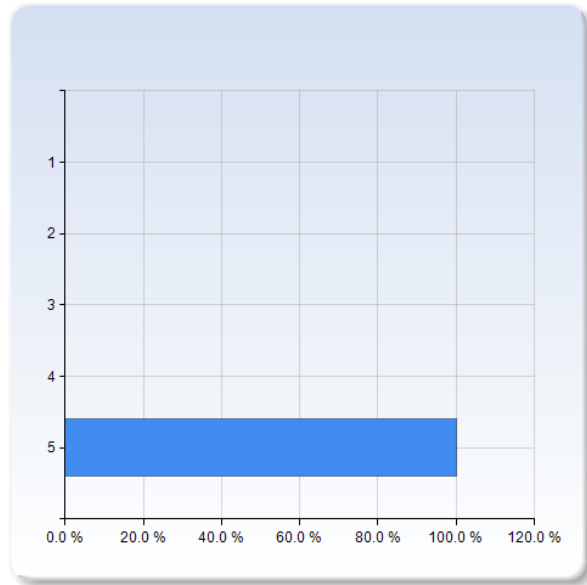
The information I received before the course start was satisfactory.	Number of Responses
1	0 (0.0%)
2	0 (0.0%)
3	0 (0.0%)
4	0 (0.0%)
5	3 (100.0%)
Total	3 (100.0%)



	Mean	Standard Deviation
The information I received before the course start was satisfactory.	5.0	0.0

The communication with the teacher during the course was good.

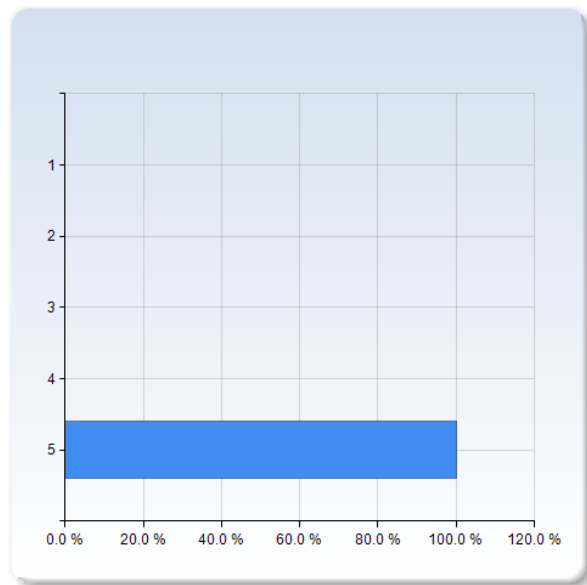
The communication with the teacher during the course was good.	Number of Responses
1	0 (0.0%)
2	0 (0.0%)
3	0 (0.0%)
4	0 (0.0%)
5	3 (100.0%)
Total	3 (100.0%)



	Mean	Standard Deviation
The communication with the teacher during the course was good.	5.0	0.0

It was clear throughout the course what was expected of me.

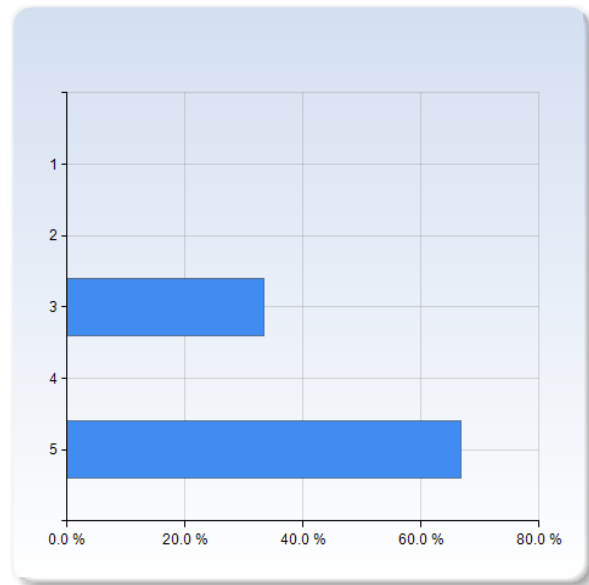
It was clear throughout the course what was expected of me.	Number of Responses
1	0 (0.0%)
2	0 (0.0%)
3	0 (0.0%)
4	0 (0.0%)
5	3 (100.0%)
Total	3 (100.0%)



	Mean	Standard Deviation
It was clear throughout the course what was expected of me.	5.0	0.0

I have received valuable feedback from my teacher during the course.

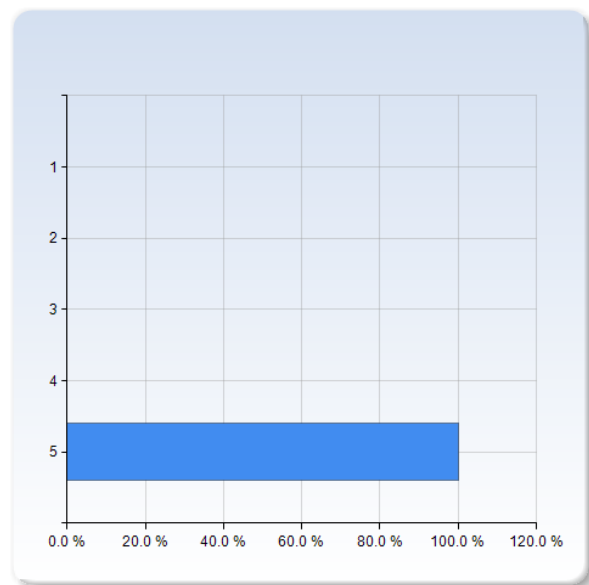
I have received valuable feedback from my teacher during the course.	Number of Responses
1	0 (0.0%)
2	0 (0.0%)
3	1 (33.3%)
4	0 (0.0%)
5	2 (66.7%)
Total	3 (100.0%)



I have received valuable feedback from my teacher during the course.	Mean	Standard Deviation
	4.3	1.2

The course had a reasonable workload.

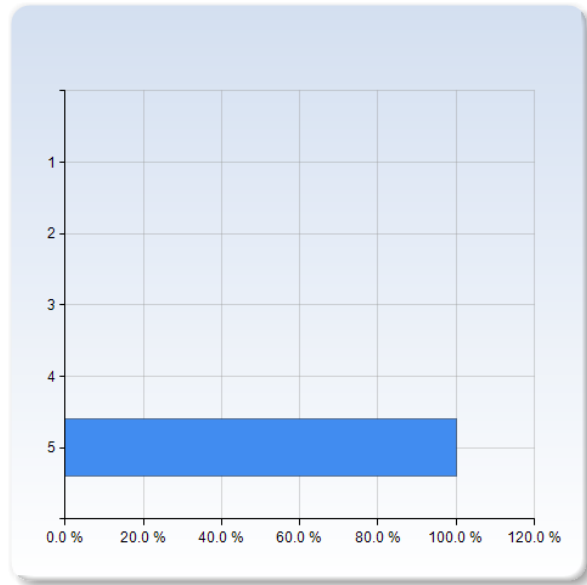
The course had a reasonable workload.	Number of Responses
1	0 (0.0%)
2	0 (0.0%)
3	0 (0.0%)
4	0 (0.0%)
5	3 (100.0%)
Total	3 (100.0%)



The course had a reasonable workload.	Mean	Standard Deviation
	5.0	0.0

The workload was evenly distributed throughout the course.

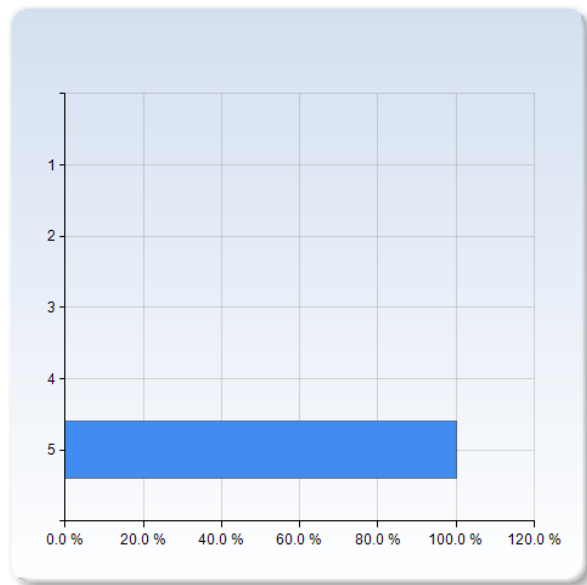
The workload was evenly distributed throughout the course.	Number of Responses
1	0 (0.0%)
2	0 (0.0%)
3	0 (0.0%)
4	0 (0.0%)
5	3 (100.0%)
Total	3 (100.0%)



	Mean	Standard Deviation
The workload was evenly distributed throughout the course.	5.0	0.0

The examination matched the contents and level of the course.

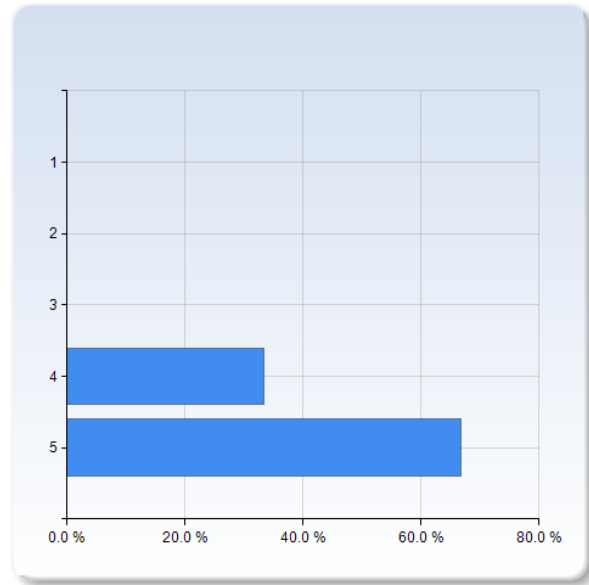
The examination matched the contents and level of the course.	Number of Responses
1	0 (0.0%)
2	0 (0.0%)
3	0 (0.0%)
4	0 (0.0%)
5	3 (100.0%)
Total	3 (100.0%)



	Mean	Standard Deviation
The examination matched the contents and level of the course.	5.0	0.0

Overall, I am satisfied with the course.

Overall, I am satisfied with the course.	Number of Responses
1	0 (0.0%)
2	0 (0.0%)
3	0 (0.0%)
4	1 (33.3%)
5	2 (66.7%)
Total	3 (100.0%)



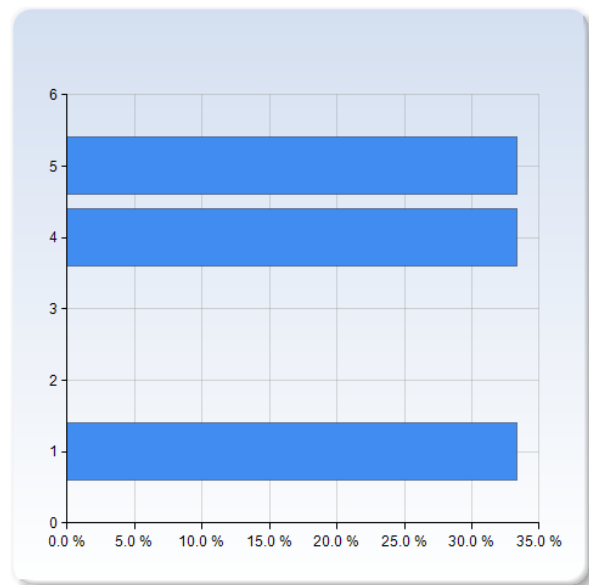
	Mean	Standard Deviation
Overall, I am satisfied with the course.	4.7	0.6

Online study environment

To avoid the spread of Covid-19 certain teaching activities have been held online. On a scale 1-5 select the option that best matches your opinion: 1= disagree completely → 3= partly agree → 5= agree completely

Following the lectures and seminars via Zoom worked fine for me.

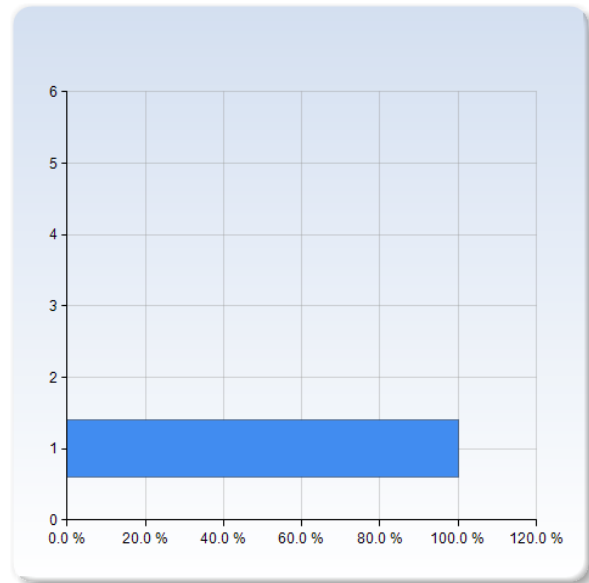
Following the lectures and seminars via Zoom worked fine for me.	Number of Responses
1	1 (33.3%)
2	1 (33.3%)
3	0 (0.0%)
4	0 (0.0%)
5	1 (33.3%)
Total	3 (100.0%)



	Mean	Standard Deviation
Following the lectures and seminars via Zoom worked fine for me.	2.7	2.1

Participating in the examination via Zoom worked fine for me.

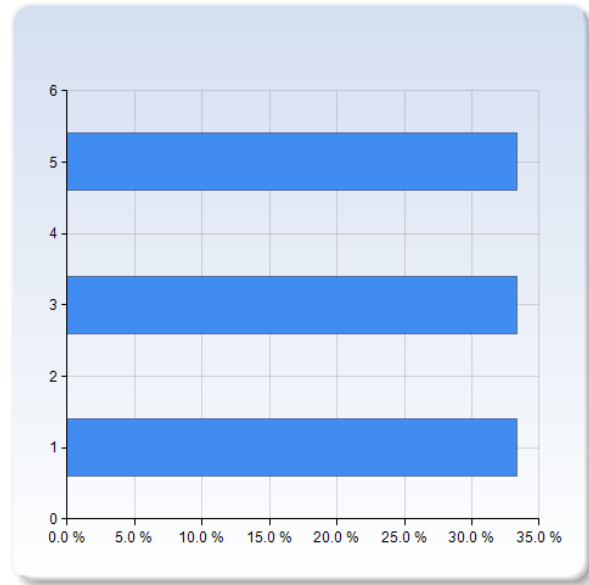
Participating in the examination via Zoom worked fine for me.	Number of Responses
	0 (0.0%)
	0 (0.0%)
	0 (0.0%)
	0 (0.0%)
Total	3 (100.0%)



	Mean	Standard Deviation
Participating in the examination via Zoom worked fine for me.	5.0	0.0

Online teaching has had a negative impact on my studies.

Online teaching has had a negative impact on my studies.	Number of Responses
	1 (33.3%)
	0 (0.0%)
	1 (33.3%)
	0 (0.0%)
	1 (33.3%)
Total	3 (100.0%)



	Mean	Standard Deviation
Online teaching has had a negative impact on my studies.	3.0	2.0

Please comment below if there are other aspects related to the impact of online teaching on your learning that you want to bring to our attention (for example regarding your ability to concentrate, your motivation, etc.)

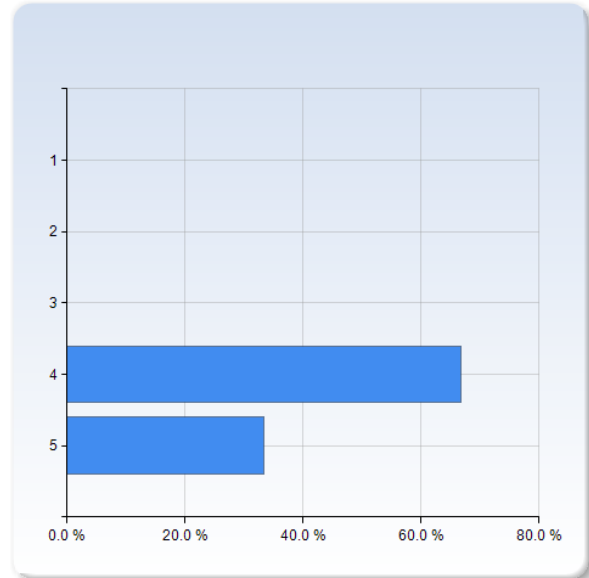
Please comment below if there are other aspects related to the impact of online teaching on your learning that you want to bring to our attention (for example regarding your ability to concentrate, your motivation, etc.)

Online teaching has made it difficult for me to learn. I really value interacting with my classmates but when nobody has their video on and everyone is silent, it's difficult to be the first one to initiate working together with classmates. I did reach out to some classmates that I knew from previous courses to collaborate but it's much more difficult now. It's also difficult to be motivated and schedule time to study or work on homework assignments because I'm always sitting in my student room for so many meetings online, in contrast to physically going to the math building or library to get work done.

On the development of generic skills

On a scale 1-5 select the option that best matches your opinion: 1= disagree completely → 3= partly agree → 5= agree completely
 The course has increased my ability to read a mathematical text.

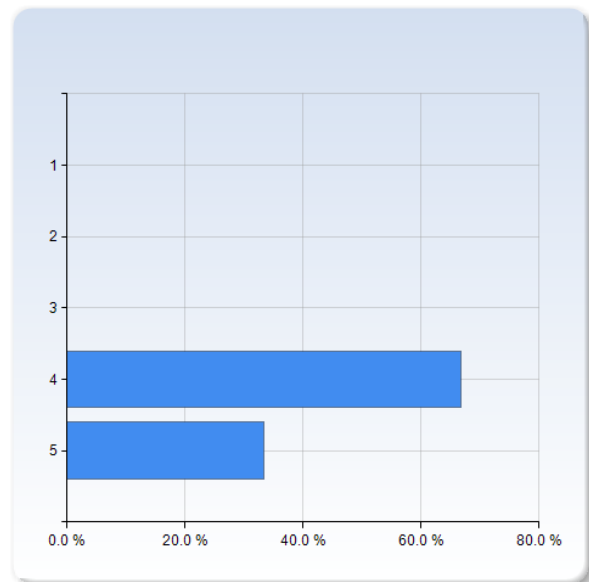
The course has increased my ability to read a mathematical text.	Number of Responses
1	0 (0.0%)
2	0 (0.0%)
3	0 (0.0%)
4	2 (66.7%)
5	1 (33.3%)
Total	3 (100.0%)



	Mean	Standard Deviation
The course has increased my ability to read a mathematical text.	4.3	0.6

The course has increased my ability to communicate the subject in writing.

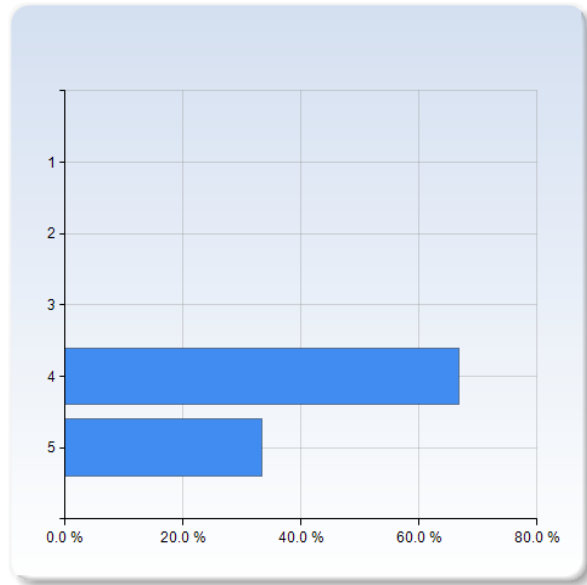
The course has increased my ability to communicate the subject in writing.	Number of Responses
1	0 (0.0%)
2	0 (0.0%)
3	0 (0.0%)
4	2 (66.7%)
5	1 (33.3%)
Total	3 (100.0%)



	Mean	Standard Deviation
The course has increased my ability to communicate the subject in writing.	4.3	0.6

The course has increased my ability to communicate the subject orally.

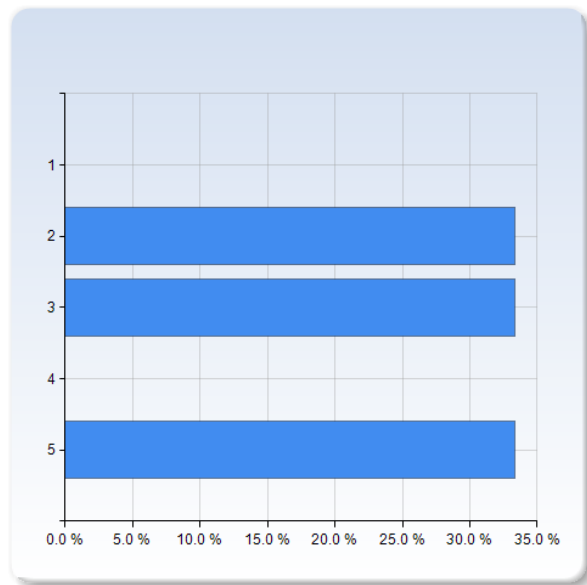
The course has increased my ability to communicate the subject orally.	Number of Responses
1	0 (0.0%)
2	0 (0.0%)
3	0 (0.0%)
4	2 (66.7%)
5	1 (33.3%)
Total	3 (100.0%)



	Mean	Standard Deviation
The course has increased my ability to communicate the subject orally.	4.3	0.6

The course has increased my ability to cooperate.

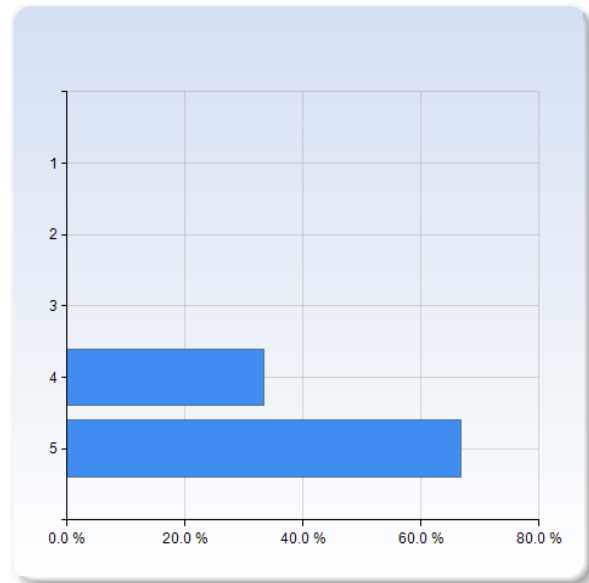
The course has increased my ability to cooperate.	Number of Responses
1	0 (0.0%)
2	1 (33.3%)
3	1 (33.3%)
4	0 (0.0%)
5	1 (33.3%)
Total	3 (100.0%)



	Mean	Standard Deviation
The course has increased my ability to cooperate.	3.3	1.5

The course has increased my ability to search and process information.

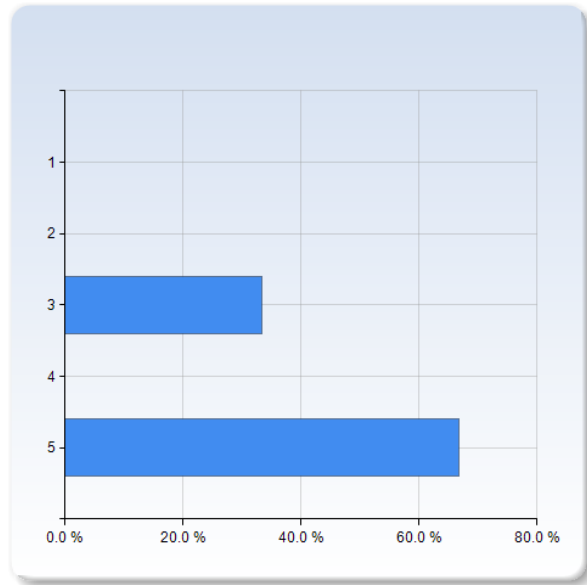
The course has increased my ability to search and process information.	Number of Responses
1	0 (0.0%)
2	0 (0.0%)
3	0 (0.0%)
4	1 (33.3%)
5	2 (66.7%)
Total	3 (100.0%)



	Mean	Standard Deviation
The course has increased my ability to search and process information.	4.7	0.6

The course has increased my ability to analyze and solve problems.

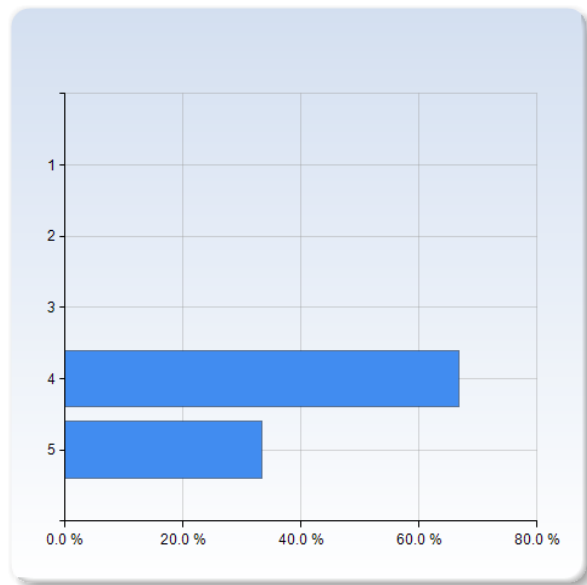
The course has increased my ability to analyze and solve problems.	Number of Responses
1	0 (0.0%)
2	0 (0.0%)
3	1 (33.3%)
4	0 (0.0%)
5	2 (66.7%)
Total	3 (100.0%)



	Mean	Standard Deviation
The course has increased my ability to analyze and solve problems.	4.3	1.2

As a result of this course, I feel confident about tackling unfamiliar problems.

As a result of this course, I feel confident about tackling unfamiliar problems.	Number of Responses
1	0 (0.0%)
2	0 (0.0%)
3	0 (0.0%)
4	2 (66.7%)
5	1 (33.3%)
Total	3 (100.0%)



	Mean	Standard Deviation
As a result of this course, I feel confident about tackling unfamiliar problems.	4.3	0.6

What did you appreciate most with the course?

What did you appreciate most with the course?

Tatyana was always available to answer questions and she put in a lot of effort to make online teaching work. She also encouraged us to participate.

What do you think should be improved?

What do you think should be improved?

Switch books to durrett probability theory? It is a little bit easier to read.

I think it would be better if students were required to have their cameras on at least during seminars, otherwise nobody participates.

Have you during this course experienced course literature, staff or teaching methods to be discriminatory in any way (gender, ethnicity, etc.)?

Have you during this course experienced course literature, staff or teaching methods to be discriminatory in any way (gender, ethnicity, etc.)?

No